

James Gwartney, Robert Lawson,
Joshua Hall, and Ryan Murphy

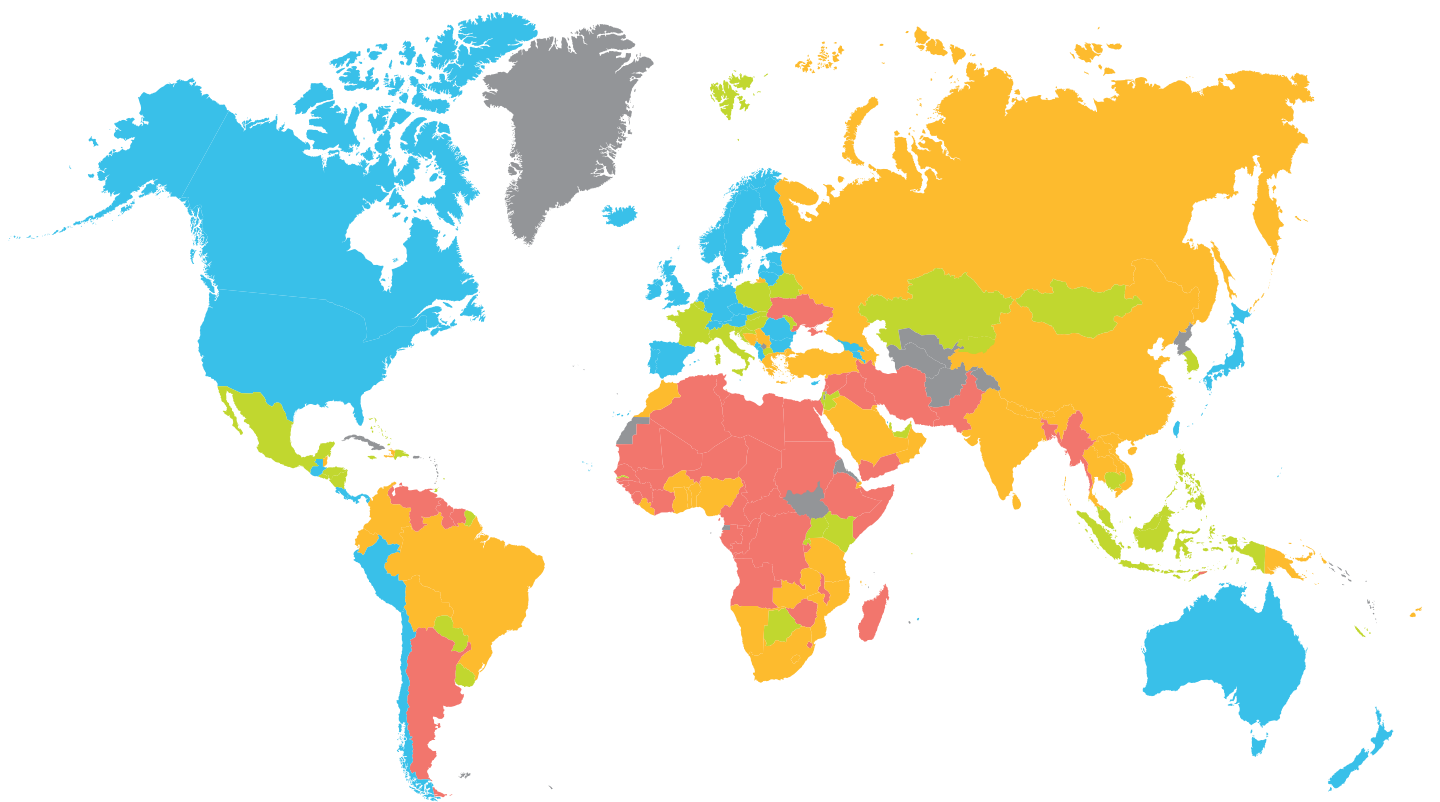
with Simeon Djankov and
Fred McMahon



ANNUAL REPORT

Economic Freedom
of the World

2022



 MOST FREE

 2ND QUARTILE

 3RD QUARTILE

 LEAST FREE

Economic Freedom of the World 2022 Annual Report

James Gwartney
Florida State University

Robert Lawson
Southern Methodist University

Joshua Hall
West Virginia University

Ryan Murphy
Southern Methodist University

with

Simeon Djankov
London School of Economics

Fred McMahon
Fraser Institute

2022

Copyright ©2022 by the Fraser Institute. All rights reserved. No part of this book may be reproduced in any manner whatsoever without written permission except in the case of brief quotations embodied in critical articles and reviews.

The authors of this book have worked independently and opinions expressed by them are, therefore, their own and do not necessarily reflect the opinions of the supporters, directors, or staff of the Fraser Institute. This publication in no way implies that the Fraser Institute, its directors, or staff are in favor of, or oppose the passage of, any bill; or that they support or oppose any particular political party or candidate.

Published in cooperation with the Economic Freedom Network.

Cover design: Peng Wei and Heather Jalbout.

Printed and bound in Canada.

Data available to researchers The full data set, including all of the data published in this report as well as data omitted because of limited space, can be downloaded for free at <www.fraserinstitute.org/economic-freedom/dataset>. The data file available there contains the most up-to-date and accurate data for the *Economic Freedom of the World* index. Some variable names and data sources have evolved over the years since the first publication in 1996; users should consult earlier editions of *Economic Freedom of the World* for details about sources and descriptions for those years. All editions of the report are available in PDF and can be downloaded for free from <<https://www.fraserinstitute.org/studies/economic-freedom>>. However, users are always strongly encouraged to use the data from this most recent data file as updates and corrections, even to earlier years' data, do occur. Users doing long-term or longitudinal studies are encouraged to use the EFW Panel Dataset as it is the most consistent through time.

Technical help If you have difficulty downloading the data, please contact Fred McMahon via e-mail to <freetheworld@fraserinstitute.org>. If you have technical questions about the data itself, please contact Joshua Hall <joshua.c.hall@gmail.com> or Robert Lawson <robert.a.lawson@gmail.com>.

Citing the data Please cite the data in your bibliography as: James Gwartney, Robert Lawson, Joshua Hall, and Ryan Murphy (2022). *Economic Freedom Dataset*, published in *Economic Freedom of the World: 2022 Annual Report*. Fraser Institute. <www.fraserinstitute.org/economic-freedom/dataset>.

Citing this publication James Gwartney, Robert Lawson, Joshua Hall, and Ryan Murphy (2022). *Economic Freedom of the World: 2022 Annual Report*. Fraser Institute.

Published work using ratings from *Economic Freedom of the World* A list of published papers that have used the economic-freedom ratings from *Economic Freedom of the World* is available on line at <www.fraserinstitute.org/economic-freedom/citations>. In most cases, a brief abstract of the article is provided. If you know of other papers current or forthcoming that should be included on this page, or have further information about any of these papers or authors, please write to <freetheworld@fraserinstitute.org>.

Cataloguing Information

Gwartney, James D. / Economic freedom of the world ... annual report / James D. Gwartney. Annual. Description based on: 1997

2022 issue by James Gwartney, Robert Lawson, Joshua Hall, and Ryan Murphy; with Simeon Djankov and Fred McMahon.

Issued also on line.

ISSN 1482-471X; ISBN 978-0-88975-705-9 (2022 edition); 978-0-88975-706-6 (2022 US edition).

1. Economic history--1990--Periodicals. 2. Economic indicators--Periodicals.

I. Fraser Institute (Vancouver, B.C.) II. Title

Table of Contents

Executive Summary / v

Chapter 1 Economic Freedom of the World in 2020 / 1

Chapter 2 Country Data Tables / 21

Chapter 3 Economic Freedom in the Literature: What Is It Good (Bad) For? / 187
Robert Lawson

Chapter 4 Doing Business 2.0: A Better Guide for Policy Makers / 201
Simeon Djankov

Appendix Explanatory Notes and Data Sources / 215

About the Authors / 229

About the Contributors / 230

Acknowledgments / 231

The Economic Freedom Network / 232

Executive Summary

The index published in *Economic Freedom of the World* measures the degree to which the policies and institutions of countries are supportive of economic freedom. The cornerstones of economic freedom are personal choice, voluntary exchange, freedom to enter markets and compete, and security of the person and privately owned property. Forty-two data points are used to construct a summary index, along with a Gender Legal Rights Adjustment to measure the extent to which women have the same level of economic freedom as men. The degree of economic freedom is measured in five broad areas.

Area 1: Size of Government

As government spending, taxation, and government-controlled enterprises increase, government decision-making is substituted for individual choice and economic freedom is reduced.

Area 2: Legal System and Property Rights

Protection of persons and their rightfully acquired property is a central element of both economic freedom and civil society. Indeed, it is the most important function of government.

Area 3: Sound Money

Inflation erodes the value of rightfully earned wages and savings. Sound money is thus essential to protect property rights. When inflation is not only high but also volatile, it becomes difficult for individuals to plan for the future and thus use economic freedom effectively.

Area 4: Freedom to Trade Internationally

Freedom to exchange—in its broadest sense, buying, selling, making contracts, and so on—is essential to economic freedom, which is reduced when freedom to exchange does not include businesses and individuals in other nations.

Area 5: Regulation

Governments not only use a number of tools to limit the right to exchange internationally, they may also impose onerous regulations that limit the right to exchange, gain credit, hire or work for whom you wish, or freely operate your business.

Gender Legal Rights Adjustment

The index published in *Economic Freedom of the World* now includes an adjustment for gender disparity to take into account the fact that in many nations women are not legally accorded the same level of economic freedom as men. The Gender Disparity Index and its use in making the adjustment is described in Chapter 3: Adjusting for Gender Disparity in Economic Freedom and Why It Matters, pp. 189–211 in the report of 2017.

Jurisdictions

The EFW index rates 165 jurisdictions. The data are available annually from 2000 to 2020 and for years ending in zero or five back to 1970. This dataset makes it possible for scholars to analyze the impact of both cross-country differences in economic freedom and changes in that freedom across a time frame of several decades. Separate estimates are also provided at five-year intervals back to 1950 on the economic freedom website.¹

Related research

Since our first publication in 1996, numerous studies have used the data published in *Economic Freedom of the World* to examine the impact of economic freedom on investment, economic growth, income levels, and poverty rates. Virtually without exception, these studies have found that countries with institutions and policies more consistent with economic freedom have higher investment rates, more rapid economic growth, higher income levels, and a more rapid reduction in poverty rates.²

Economic freedom around the world in 2020

Top-rated countries

The most recent comprehensive data available are from 2020. Hong Kong remains in the top position, though its rating fell an additional 0.28 points. Singapore, once again, comes in second. The next highest-scoring nations are Switzerland, New Zealand, Denmark, Australia, United States, Estonia, Mauritius, and Ireland.

Rankings of other major countries

The rankings of some other major countries are Japan (12th), Canada (14th), Germany (25th), Italy (44th), France (54th), Mexico (64th), India (89th), Russia (94th), Brazil (114th), and China (116th).

Ten lowest-rated countries

The ten lowest-rated countries are: Democratic Republic of Congo, Algeria, Republic of Congo, Iran, Libya, Argentina, Syria, Zimbabwe, Sudan, and lastly, Venezuela.

1 A comprehensive data set is available at <www.fraserinstitute.org/economic-freedom/dataset>.

2 For a review of these studies, see: Joshua Hall and Robert Lawson (2014). Economic Freedom of the World: An Accounting of the Literature, *Contemporary Economic Policy* 32, 1: 1–19. <<https://onlinelibrary.wiley.com/doi/abs/10.1111/coep.12010>>; and Robert Lawson, Economic Freedom in the Literature: What Is It Good (Bad) For?, pp. 187–200 in this edition.

Nations that are economically free out-perform non-free nations in indicators of well-being

- Nations in the top quartile of economic freedom had an average per-capita GDP of \$48,251 in 2020, compared to \$6,542 for nations in the bottom quartile (PPP constant 2017, international \$) (exhibit 1.5).
- In the top quartile, the average income of the poorest 10% was \$14,204, compared to \$1,736 in the bottom quartile (PPP constant 2017, international \$) (exhibit 1.7). Interestingly, the average income of the poorest 10% in the most economically free nations is more than twice the average per-capita income in the least free nations.
- In the top quartile, 2.02% of the population experience extreme poverty (US\$1.90 a day) compared to 31.45% in the lowest quartile (exhibit 1.10).
- Life expectancy is 80.4 years in the top quartile compared to 66.0 years in the bottom quartile (exhibit 1.8).

Economic freedom continues to grow

Exhibit 1.4 shows the global average for all 123 nations with complete data since 2000. In 2000, the average rating fell to 6.84 in 2020 from 7.00 in 2019—erasing about a decade’s worth of improvement in economic freedom in the world. The policy responses to the coronavirus pandemic undoubtedly contributed to an erosion of economic freedom for most people in 2020. Even after the recent decline, between 2000 and 2020 the average economic-freedom rating increased to 6.84 from 6.59.

Chapters in the report

Chapter 1: Economic Freedom of the World in 2020

The authors of the report, James Gwartney, Robert Lawson, Joshua Hall, and Ryan Murphy, provide an overview of the report and discuss why economic freedom is important.

Chapter 2: Country Data Tables

The tables in chapter 2 provide detailed historical information for the 165 jurisdictions in the index. For each jurisdiction for which data were available, the tables show the overall EFW index rating and the rank of that country for the years 1980, 1990, 2000, 2010, 2015, 2019, and 2020.

Chapter 3: Economic Freedom in the Literature:

What Is It Good (Bad) For?

Robert Lawson

Scholars such as Adam Smith, David Ricardo, Ludwig von Mises, F.A. Hayek, Milton Friedman, among others, argue an economic system based on private property, competitive markets, and free trade yields good outcomes: not only prosperity but human flourishing in many dimensions. Other scholars, among

them Karl Marx, J.M. Keynes, Joseph Stiglitz, argue economic freedom leads to bad or sub-optimal outcomes. Ultimately, whether economic freedom yields positive or negative outcomes is an empirical question. This chapter examines over 1,300 peer-reviewed journal articles that have cited the index published in *Economic Freedom of the World*. Of these, over 700 articles looked at the impact of economic freedom on the human condition and most find a link between high or increasing levels of economic freedom with gains in prosperity and other measures of well-being; less than one in 20 find negative consequences.

Chapter 4: Doing Business 2.0: A Better Guide for Policy Makers

Simeon Djankov

In its two decades of existence, the annual *Doing Business* report became a flagship publication of the World Bank and one of the primary data references in the area of improving the business environment. The decision of World Bank management to discontinue the *Doing Business* report has presented a challenge for countless research organizations that depend on the report's data for ongoing research projects. It also poses a challenge to policy makers, as these data are one of the helpful aids in understanding and reforming business regulation. This chapter proposes how an independent, academic institution could feasibly carry on the *Doing Business* project in a way that improves the process and the product.

Chapter 1 Economic Freedom of the World in 2020

Economic Freedom of the World is an ongoing research project. As Milton Friedman stated in his foreword to the initial report, *Economic Freedom of the World: 1975–1995* (Gwartney, Lawson, and Block, 1996), additional work would be necessary to “bring the indexes of economic freedom up to date and to incorporate the additional understanding that will be generated”.

This year’s annual report reflects our continued effort to improve the accuracy of the Economic Freedom of the World (EFW) measure. We urge users of the EFW index to use the data only from the most recent report because of data updates and changes to the report’s methodology over time. All the ratings for all countries and years for which we have ratings are available in each year’s datafile.

What is economic freedom?

Economic freedom is based on the concept of self-ownership. Because of this self-ownership, individuals have a right to choose—to decide how to use their time and talents to shape their lives. On the other hand, they do not have a right to the time, talents, and resources of others. Thus, they have no right to take things from others or demand that others provide things for them.

The cornerstones of economic freedom are personal choice, voluntary exchange, open markets, and clearly defined and enforced property rights. Individuals are economically free when they are permitted to choose for themselves and engage in voluntary transactions as long as they do not harm the person or property of others. When economic freedom is present, the choices of individuals will decide what and how goods and services are produced. Put another way, economically free individuals will be permitted to decide for themselves rather than having options imposed on them by the political process or the use of violence, theft, or fraud by others.

The EFW index is designed to measure the degree to which the institutions and policies of countries are consistent with economic freedom. In order to achieve a high EFW rating, a country must do some things, but refrain from others. Governments enhance economic freedom when they provide an infrastructure for voluntary exchange, and protect individuals and their property from aggressors using violence, coercion, and fraud to seize things that do not belong to them. To this end, the legal system is particularly important. The country’s legal institutions must protect the person and property of all individuals from the aggressive acts of others and enforce contracts in an even-handed manner. Access must also be provided to a sound money that results in macroeconomic price stability and predictability. Governments must also refrain from actions

that restrict personal choice, interfere with voluntary exchange, and limit entry into markets. Economic freedom is reduced when taxes, government expenditures, and regulations are substituted for personal choice, voluntary exchange, and market coordination.

The EFW measure might be thought of as a measure of the degree to which scarce resources are allocated by personal choices coordinated by markets rather than centralized planning directed by the political process. It might also be thought of as an effort to identify how closely the institutions and policies of a country correspond with the classical liberal ideal of a limited government, where the government protects property rights and arranges for the provision of a limited set of “public goods” such as national defense and access to money of sound value, but little beyond these core functions. To a large degree, a country’s EFW summary rating is a measure of how closely its institutions and policies compare with the idealized structure implied by standard textbook analysis of microeconomics.

The Economic Freedom of the World index—an overview

The EFW index provides a comprehensive measure of the consistency of a country’s institutions and policies with economic freedom. It is an outgrowth of a series of six conferences hosted by Milton and Rose Friedman and Michael Walker from 1986 to 1994, which produced three books (Walker, 1988; Block, 1991; Easton and Walker, 1992) reporting the various prototypes and approaches examined in the discussions that culminated in the initial publication, *Economic Freedom of the World: 1975-1995*. In addition to the Friedmans, several of the world’s leading economists including Douglass North, Gary Becker, Peter Bauer, William Niskanen, and Gordon Tullock participated in the discussions leading to the EFW index. The index is published by a network of institutes spearheaded by the Fraser Institute in Canada. Members of the network and other interested parties meet annually to review the structure of the index and consider ideas for its improvement.

The construction of the EFW index is based on three important methodological principles. First, objective sources of data are preferred to those that involve surveys or value judgments. With that said, given the multidimensional nature of economic freedom and the importance of legal and regulatory elements, it is sometimes necessary to use data based on surveys, expert panels, and generic case studies. To the fullest extent possible, however, the index uses objective sources of data. Second, the data used to construct the index ratings are from external sources such as the International Monetary Fund, World Bank, and World Economic Forum that provide data for a large number of countries. Data provided directly from a source within a country are rarely used. Importantly, the value judgments of the authors or others in the Economic Freedom Network are never used to alter the raw data or the rating of any country. Third, transparency is present throughout. The report provides information about the data sources, the methodology used to transform raw data into the ratings of the components and sub-components and how these ratings are used to construct both the area and summary ratings. Methodological details can be found in the Appendix:

Explanatory Notes and Data Sources of this report (pp. 215–228). The entire data set used in the construction of the index is freely available to researchers at <www.fraserinstitute.org/economic-freedom/dataset>.

The EFW index rates 165 jurisdictions. The data are available annually from 2000 to 2020 and for years ending in zero or five back to 1970. This dataset makes it possible for scholars to analyze the impact of both cross-country differences in economic freedom and changes in that freedom across several decades. The EFW measure is a valuable tool for scholars seeking to examine the contribution of economic institutions more thoroughly and disentangle their influence from political, climatic, locational, cultural, and historical factors as determinants of growth and development.

Structure of the EFW index

Exhibit 1.1 indicates the structure of the EFW index. The index measures the degree of economic freedom present in five major areas: [1] Size of Government, [2] Legal System and Property Rights, [3] Sound Money [4] Freedom to Trade Internationally, and [5] Regulation of credit, labor, and business.

Within the five major areas, there are 24 components in the index. Many of the components are themselves made up of several sub-components. In total, the index incorporates 42 distinct variables. Each component (and sub-component) is placed on a scale from 0 to 10 that reflects the distribution of the underlying data. When sub-components are present, they are averaged to derive the component rating. The component ratings within each area are then averaged to derive ratings for each of the five areas. In turn, the five area ratings are averaged to derive the summary rating for each country.

Area 1: Size of Government focuses on how government expenditures and tax rates affect economic freedom. Taken together, the five components of Area 1 measure the degree to which a country relies on personal choice and markets rather than government budgets and political decision-making. Countries with lower levels of government spending, lower marginal tax rates, and less government investment and state ownership of assets earn the highest ratings in this area.

Area 2: Legal System and Property Rights focuses on the importance of the legal system as a determinant of economic freedom. Protection of persons and their rightfully acquired property is a central element of economic freedom. Many would argue that it is the most important function of government. The key ingredients of a legal system consistent with economic freedom are rule of law, security of property rights, an independent and unbiased judiciary, and impartial and effective enforcement of the law. The eight components of Area 2 are indicators of how effectively the protective functions of government are performed.

In 2017, we introduced an adjustment to the rating of Area 2 that reflects cross-country differences in legal rights based on gender. See Rosemarie Fike's description in Chapter 3 of the 2017 report (Fike, 2017) for the details on this adjustment. This method was updated in 2021 by Dr. Fike as described in last year's report (Gwartney, Lawson, Hall, and Murphy, 2021: 5–6). The Fraser Institute has created a stand-alone website (womenandprogress.org) that explores how economic freedom contributes to women's advancement.

Exhibit 1.1: Areas, Components, and Sub-components of the EFW Index

1. Size of Government

- | | |
|----------------------------|--|
| A. Government consumption | D. Top marginal tax rate |
| B. Transfers and subsidies | (i) Top marginal income tax rate |
| C. Government investment | (ii) Top marginal income and payroll tax rates |
| | E. State ownership of assets |

2. Legal System and Property Rights

- | | |
|--|--|
| A. Judicial independence | E. Integrity of the legal system |
| B. Impartial courts | F. Legal enforcement of contracts |
| C. Protection of property rights | G. Regulatory costs of the sale of real property |
| D. Military interference in rule of law and politics | H. Reliability of police |

Note: Area 2 ratings are adjusted by the Gender Legal Rights Adjustment (Fike, 2017) to reflect disparities in the legal treatment of women.

3. Sound Money

- | | |
|------------------------------------|--|
| A. Money growth | C. Inflation: most recent year |
| B. Standard deviation of inflation | D. Freedom to own foreign currency bank accounts |

4. Freedom to Trade Internationally

- | | |
|--|---|
| A. Tariffs | C. Black-market exchange rates |
| (i) Revenue from trade taxes (% of trade sector) | D. Controls of the movement of capital and people |
| (ii) Mean tariff rate | (i) Financial openness |
| (iii) Standard deviation of tariff rates | (ii) Capital controls |
| B. Regulatory trade barriers | (iii) Freedom of foreigners to visit |
| (i) Non-tariff trade barriers | |
| (ii) Compliance costs of importing and exporting | |

5. Regulation

- | | |
|---|---------------------------------------|
| A. Credit market regulations | (v) Mandated cost of worker dismissal |
| (i) Ownership of banks | (vi) Conscription |
| (ii) Private sector credit | C. Business regulations |
| (iii) Interest rate controls / negative real interest rates | (i) Administrative requirements |
| B. Labor market regulations | (ii) Bureaucracy costs |
| (i) Hiring regulations and minimum wage | (iii) Starting a business |
| (ii) Hiring and firing regulations | (iv) Impartial public administration |
| (iii) Centralized collective bargaining | (v) Licensing restrictions |
| (iv) Hours regulations | (vi) Cost of tax compliance |

Area 3: Sound Money focuses on the importance of money and relative price stability in the exchange process. Sound money—money with relatively stable purchasing power across time—reduces transaction costs and facilitates exchange, thereby promoting economic freedom. The four components of this area provide a measure of the extent to which people in different countries have access to sound money. In order to earn a high rating in Area 3, a country must follow policies and adopt institutions that lead to low (and stable) rates of inflation and avoid regulations that limit the ability to use alternative currencies.

Area 4: Freedom to Trade Internationally focuses on exchange across national boundaries. In our modern world, freedom to trade with people in other countries is an important ingredient of economic freedom. When governments impose restrictions that reduce the ability of their residents to engage in voluntary exchange with people in other countries, economic freedom is diminished. The components in Area 4 are designed to measure a wide variety of trade restrictions: tariffs, quotas, hidden administrative restraints, and controls on exchange rates and the movement of capital. In order to get a high rating in this area, a country must have low tariffs, easy clearance and efficient administration of customs, a freely convertible currency, and few controls on the movement of physical and human capital.

Area 5: Regulation measures how regulations that restrict entry into markets and interfere with the freedom to engage in voluntary exchange reduce economic freedom. The components of Area 5 focus on regulatory restraints that limit the freedom of exchange in credit, labor, and product markets.

Key changes and issues in the EFW index in the *2022 Annual Report*

Sources: The World Bank announced last year that it was canceling the *Doing Business* report, and the World Economic Forum (WEF) has, for the second year in a row, elected not to release new ratings in its *Global Competitiveness Report / Executive Opinion Survey*. As a result, we were unable to update fully several components of the EFW index that rely on those sources. While we remain confident that the WEF will return to publishing their ratings, we are currently investigating alternatives to the *Doing Business* data. We are hopeful that the *Doing Business* project will reemerge in some form (see ch. 4, pp. 201–214, in this publication). For the time being, we are still carrying forward these data from the *2020 Annual Report*.

V-Dem database: Fortunately, we recently began integrating a number of variables from the Varieties of Democracy (V-Dem) database (Coppedge *et al.*, 2022) into the EFW index, mostly by combining V-Dem data with WEF data in selected components. As a result, we do still see some variation in those components over time.

Component 3A (Money Growth) was previously based on a narrower monetary aggregate, but now is based on a broader monetary aggregate (close to what used to be called M2). The entire series was updated to reflect this change.

The **EFW Panel Dataset** is now entirely based on the chain-linking method we have used in previous reports, with the change this year being that we updated the base year to 2020 and will make the most recent year's data the base year in the future.

Construction of Area and Summary ratings

Theory provides us with some direction about elements that should be included in the five areas and the summary index, but it does not indicate what weights should be attached to the components within the areas or among the areas in the construction of the summary index. It would be convenient if these factors were independent of each other and a weight could be attached to each of them. In the past, we investigated several methods of weighting the various components, including principle component analysis and a survey of economists. We have also invited others to use their own weighting structure if they believe that it is preferable. Our experience indicates that the summary index is not very sensitive to alternative weighting methods.

Furthermore, there is reason to question whether the areas (and components) are independent or work together like the wheels, motor, transmission, driveshaft, and frame of a car. Just as these interconnected parts provide for the mobility of an automobile, it may be the combination of interrelated factors that brings about economic freedom. Which is more important for the mobility of an automobile: the motor, wheels, or transmission? The question cannot be easily answered because the parts work together. If any of these key parts break down, the car is immobile. Institutional quality may be much the same. If any of the key parts are absent, the overall effectiveness is undermined.

As the result of these two considerations, we organize the elements of the index in a manner that seems sensible to us but we make no attempt to weight the components in any special way when deriving either area or summary ratings. Of course, the component and sub-component data are available to researchers who would like to consider alternative weighting schemes and we encourage them to do so.

Summary Economic Freedom ratings in 2020

Exhibits 1.2a and 1.2b (pp. 8–9) present the summary economic-freedom ratings, sorted from highest to lowest, for the 165 jurisdictions of this year’s report. These ratings are for 2020, the most recent year for which comprehensive data are available. Hong Kong and Singapore, as usual, occupy the top two positions. The next highest scoring nations are Switzerland, New Zealand, Denmark, Australia, United States, Estonia, Mauritius, and Ireland.

The rankings of some other major countries are Japan (12th), Germany (25th), Italy (44th), France (54th), Mexico (64th), India (89th), Russia (94th), Brazil (114th), and China (116th). The 10 lowest-rated countries are: Democratic Republic of Congo, Algeria, Republic of Congo, Iran, Libya, Argentina, Syria, Zimbabwe, Sudan, and Venezuela.

The policy responses to the coronavirus pandemic, including massive increases in government spending, monetary expansion, travel restrictions, regulatory mandates on businesses related to masks, hours, and capacity, and outright lock-downs undoubtedly contributed to an erosion of economic freedom for most people. Not surprisingly, virtually all jurisdictions, 146 out of the 165 to be exact, recorded lower scores in 2020 than in 2019, and the global average of the summary EFW index fell by 0.18 points. The following components and subcomponents fell by an average of 0.3 points or more: 1A and 1B, reflecting the expansionary fiscal policy; 2E, likely reflecting the various lock-downs and other restrictive

pandemic-related regulations; 3A, the result of monetary expansion; 4Diii, because of the global restrictions on international travel; and 5Aii, which is driven by excessive government borrowing.

We take no position on the efficacy of these various policies designed to deal with the coronavirus pandemic; they very well may have saved millions of lives, or they may have been completely ineffectual. That is a question for epidemiologists and health economists to work out. Our concern is economic freedom, and, on that margin, there is no question that government policies responding to the coronavirus pandemic have reduced economic freedom, at least as we measure it.

Hong Kong has been in the first position at the top of the EFW index for all years for which we have data, and this remains the case in 2020. In previous annual reports, we sounded the alarm bell about signs of declining economic—and other—freedoms in Hong Kong. In particular, we highlighted the new security law imposed in 2020 by the Chinese government with potential sentences of life imprisonment and the accompanying arrests in its aftermath. In this year's report, Hong Kong's overall EFW rating fell by a stunning 0.28 points to 8.59 for 2020 from 8.87 in 2019. How much of that decline is related to China's economic and political crackdown in Hong Kong and how much is related to the coronavirus pandemic is difficult to discern, but we do note that Hong Kong's decline was much larger than the world's average decline. It seems reasonable to assume that much of this decline was related to China's new harsh policies in Hong Kong and is not entirely the fault of the pandemic policies.

Ratings and rankings in 2020 for the five Areas of the index and the Components of Area 5

Exhibit 1.3 (pp. 10–14) presents the ratings (and rankings) for each of the five areas of the index and for Components 5A, 5B, and 5C. A number of interesting patterns emerge from an analysis of these data. High-income industrial economies generally rank quite high for Legal System and Property Rights (Area 2), Sound Money (Area 3), and Freedom to Trade Internationally (Area 4). Their ratings were lower, however, for Size of Government (Area 1) and Regulation (Area 5), particularly regulation of labor markets (Component 5B). This was particularly true for the high-income countries of Western Europe.

On the other hand, a number of developing nations have a small fiscal size of government but rate low in other areas and, as a result, have a low overall rating. The lesson from this is clear: a small fiscal size of government is insufficient to ensure economic freedom. The institutions of economic freedom, such as the rule of law and property rights, as well as sound money, trade openness, and sensible regulation are also required.

As the area ratings show, weakness in the rule of law and property rights is particularly pronounced in Sub-Saharan Africa, among Islamic nations, and for some nations that were formerly part of the Soviet bloc, though several countries in the latter group have made impressive strides toward improvement. Many nations in Latin America and Southeast Asia also score poorly for rule of law and property rights. The nations that rank poorly in this category also tend to score poorly in the trade and regulation areas, even though several have reasonably sized governments and sound money.

Exhibit 1.2a: Summary Economic Freedom Ratings for 2020, First and Second Quartiles

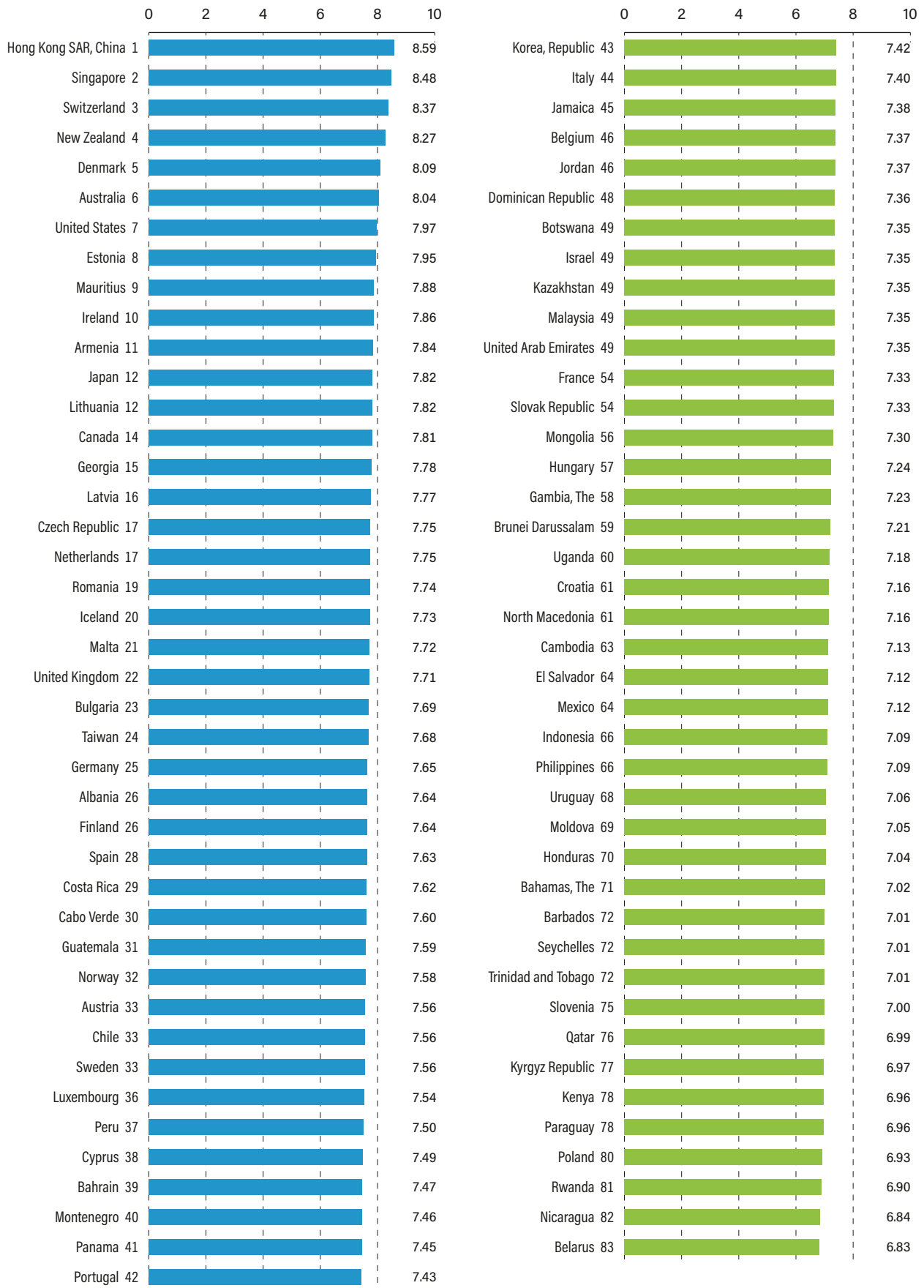


Exhibit 1.2b: Summary Economic Freedom Ratings for 2020, Third and Fourth Quartiles

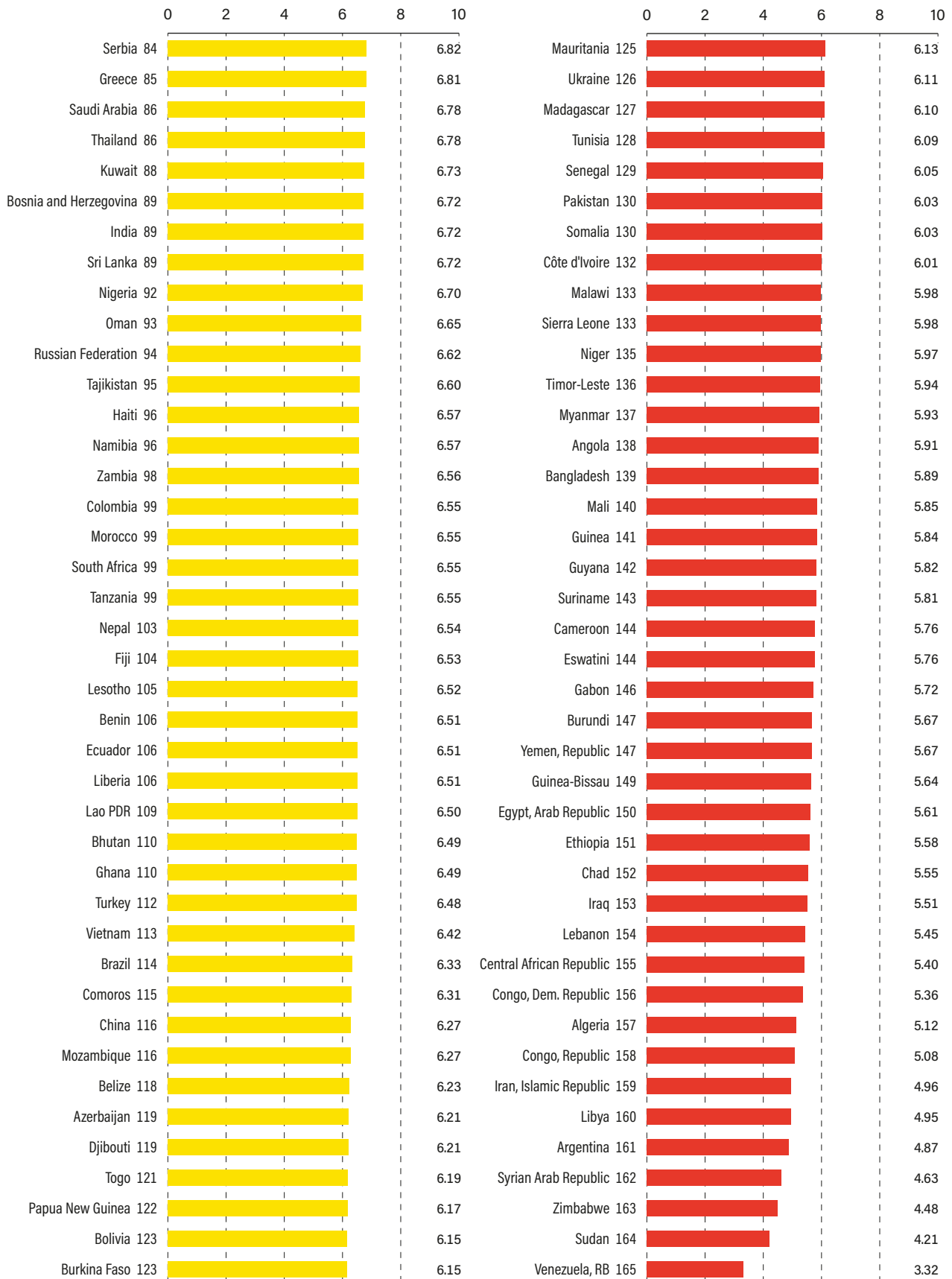


Exhibit 1.3: Area Economic Freedom Ratings (Rankings) for 2020

	Areas					Components of Area 5		
	1 Size of Government	2 Legal System and Property Rights	3 Sound Money	4 Freedom to trade internationally	5 Regulation	5A Credit market regulations	5B Labor market regulations	5C Business regulations
	Rating (Rank)	Rating (Rank)	Rating (Rank)	Rating (Rank)	Rating (Rank)	Rating (Rank)	Rating (Rank)	Rating (Rank)
Albania	7.82 (27)	5.3 (78)	9.8 (4)	8.2 (14)	7.1 (75)	7.9 (80)	6.7 (70)	6.7 (82)
Algeria	4.41 (163)	4.1 (129)	7.6 (117)	3.6 (159)	5.8 (149)	6.0 (143)	5.6 (117)	5.7 (136)
Angola	8.13 (16)	3.7 (140)	6.1 (155)	5.4 (144)	6.2 (134)	7.6 (100)	5.3 (134)	5.7 (135)
Argentina	6.48 (92)	4.8 (106)	4.5 (162)	3.1 (161)	5.5 (151)	5.1 (154)	5.1 (140)	6.2 (118)
Armenia	7.98 (22)	6.2 (45)	9.6 (27)	7.7 (43)	7.8 (29)	9.7 (7)	6.5 (88)	7.1 (55)
Australia	6.09 (113)	8.3 (9)	9.6 (26)	7.9 (29)	8.3 (7)	8.8 (44)	7.8 (25)	8.2 (9)
Austria	4.93 (149)	8.4 (7)	9.2 (61)	8.1 (21)	7.2 (64)	8.3 (67)	5.9 (111)	7.5 (38)
Azerbaijan	4.55 (160)	5.2 (79)	7.3 (122)	7.0 (71)	7.0 (87)	7.1 (121)	6.5 (81)	7.2 (47)
Bahamas, The	8.65 (6)	6.2 (46)	6.8 (143)	5.2 (148)	8.2 (8)	8.5 (56)	8.4 (7)	7.9 (26)
Bahrain	7.08 (59)	4.9 (100)	9.4 (36)	8.3 (13)	7.7 (38)	7.6 (102)	7.9 (22)	7.5 (37)
Bangladesh	8.19 (15)	2.9 (155)	6.9 (138)	4.9 (154)	6.6 (116)	7.8 (92)	7.1 (57)	4.8 (155)
Barbados	7.32 (45)	5.9 (57)	8.2 (102)	6.0 (113)	7.6 (45)	9.3 (19)	7.0 (61)	6.6 (98)
Belarus	5.24 (139)	5.5 (69)	9.2 (63)	7.3 (59)	7.0 (85)	6.7 (133)	7.2 (49)	7.1 (58)
Belgium	4.32 (164)	7.5 (20)	9.2 (54)	8.0 (25)	7.8 (30)	8.1 (73)	7.4 (43)	7.8 (30)
Belize	6.05 (114)	5.0 (90)	7.1 (133)	5.5 (134)	7.5 (50)	8.2 (70)	7.5 (37)	6.7 (85)
Benin	7.71 (29)	4.8 (107)	7.1 (129)	5.7 (129)	7.2 (61)	8.3 (68)	6.3 (93)	7.1 (54)
Bhutan	6.31 (101)	6.0 (53)	6.5 (150)	6.0 (111)	7.6 (46)	7.8 (93)	7.9 (19)	7.1 (60)
Bolivia	5.95 (120)	3.9 (135)	9.5 (28)	6.2 (104)	5.2 (157)	7.6 (101)	3.8 (161)	4.2 (159)
Bosnia & Herzegovina	6.64 (82)	4.3 (125)	8.3 (94)	7.2 (61)	7.1 (76)	9.1 (26)	7.2 (48)	5.0 (153)
Botswana	6.62 (85)	6.1 (51)	9.3 (48)	7.0 (70)	7.7 (34)	8.1 (72)	7.4 (42)	7.6 (35)
Brazil	6.61 (86)	5.2 (81)	9.2 (51)	6.2 (105)	4.5 (163)	4.4 (160)	4.5 (159)	4.6 (157)
Brunei Darussalam	6.67 (81)	5.0 (89)	9.0 (77)	6.6 (84)	8.8 (2)	9.3 (18)	8.8 (4)	8.2 (8)
Bulgaria	7.19 (53)	6.0 (55)	9.5 (30)	7.9 (30)	7.9 (25)	9.9 (5)	7.2 (50)	6.6 (95)
Burkina Faso	7.24 (48)	4.1 (131)	6.8 (145)	5.7 (130)	6.9 (89)	7.3 (114)	7.0 (59)	6.5 (100)
Burundi	6.68 (79)	4.1 (130)	8.1 (107)	3.0 (163)	6.4 (124)	5.0 (156)	8.1 (14)	6.3 (115)
Cabo Verde	7.46 (40)	6.5 (38)	9.7 (8)	7.2 (65)	7.1 (73)	9.1 (31)	4.9 (148)	7.4 (42)
Cambodia	9.07 (2)	3.7 (141)	9.1 (68)	6.9 (74)	6.8 (101)	8.9 (39)	6.5 (89)	5.1 (149)
Cameroon	7.19 (52)	2.8 (157)	7.2 (126)	5.1 (150)	6.6 (113)	7.5 (106)	7.3 (46)	5.1 (150)
Canada	5.82 (126)	8.0 (12)	9.5 (31)	7.8 (38)	8.0 (20)	8.1 (74)	8.1 (13)	7.7 (33)
Central African Rep.	6.96 (65)	3.0 (152)	6.6 (148)	5.0 (151)	5.4 (154)	8.3 (61)	3.3 (163)	4.5 (158)
Chad	7.96 (23)	2.7 (162)	6.8 (142)	4.9 (153)	5.3 (155)	7.3 (110)	5.4 (130)	3.3 (162)
Chile	7.68 (31)	6.7 (33)	9.4 (39)	7.4 (57)	6.7 (110)	7.9 (83)	5.0 (146)	7.2 (50)
China	4.97 (147)	5.1 (84)	8.4 (90)	6.6 (88)	6.2 (132)	6.5 (134)	5.5 (123)	6.7 (84)

Ratings are shown rounded to the nearest tenth of a point, but the rankings are based on the unrounded ratings.

Exhibit 1.3 (continued): Area Economic Freedom Ratings (Rankings) for 2020

	Areas					Components of Area 5		
	1 Size of Government	2 Legal System and Property Rights	3 Sound Money	4 Freedom to trade internationally	5 Regulation	5A Credit market regulations	5B Labor market regulations	5C Business regulations
	Rating (Rank)	Rating (Rank)	Rating (Rank)	Rating (Rank)	Rating (Rank)	Rating (Rank)	Rating (Rank)	Rating (Rank)
Colombia	6.90 (70)	4.9 (98)	8.2 (100)	5.8 (122)	6.9 (93)	8.3 (65)	5.8 (112)	6.5 (102)
Comoros	6.82 (72)	3.6 (144)	7.1 (127)	6.3 (100)	7.8 (28)	8.9 (37)	7.7 (26)	6.7 (88)
Congo, Dem. Republic	7.64 (32)	2.7 (161)	5.7 (158)	5.4 (142)	5.4 (152)	5.7 (150)	5.5 (125)	5.1 (151)
Congo, Republic	6.35 (99)	3.0 (154)	5.7 (159)	5.3 (145)	5.1 (160)	4.7 (158)	5.7 (116)	4.9 (154)
Costa Rica	7.44 (41)	6.7 (34)	9.7 (6)	7.8 (34)	6.4 (125)	6.2 (142)	6.0 (104)	7.1 (53)
Côte d'Ivoire	6.46 (93)	4.5 (119)	7.1 (134)	5.2 (147)	6.8 (100)	7.7 (96)	6.1 (101)	6.7 (81)
Croatia	5.10 (143)	6.1 (50)	9.6 (15)	7.9 (31)	7.1 (77)	8.2 (69)	6.4 (91)	6.7 (89)
Cyprus	6.67 (80)	6.3 (43)	9.1 (70)	8.2 (15)	7.1 (72)	7.8 (89)	6.3 (94)	7.2 (48)
Czech Republic	6.29 (103)	7.0 (29)	9.4 (37)	8.1 (23)	7.9 (23)	9.0 (36)	8.1 (12)	6.6 (92)
Denmark	5.24 (138)	8.7 (4)	9.7 (10)	8.4 (6)	8.4 (6)	9.9 (4)	7.3 (47)	8.1 (17)
Djibouti	5.13 (142)	4.1 (132)	7.3 (121)	7.0 (73)	7.6 (47)	9.3 (20)	6.8 (69)	6.7 (86)
Dominican Republic	8.69 (5)	5.0 (93)	9.4 (40)	7.2 (62)	6.5 (117)	7.2 (119)	6.1 (99)	6.3 (116)
Ecuador	7.14 (56)	4.7 (110)	8.6 (88)	5.9 (116)	6.2 (136)	8.5 (53)	5.0 (145)	5.1 (148)
Egypt, Arab Republic	5.29 (136)	3.6 (143)	8.5 (89)	5.4 (139)	5.3 (156)	5.0 (157)	5.2 (137)	5.6 (140)
El Salvador	8.48 (8)	4.4 (122)	9.6 (20)	7.1 (67)	6.0 (142)	7.8 (85)	4.5 (158)	5.8 (133)
Estonia	6.29 (104)	7.8 (14)	9.2 (62)	8.3 (10)	8.2 (9)	9.7 (8)	6.3 (95)	8.7 (2)
Eswatini	4.97 (148)	3.8 (136)	7.8 (115)	5.0 (152)	7.1 (70)	7.8 (86)	7.6 (31)	5.9 (130)
Ethiopia	6.42 (95)	4.5 (120)	5.5 (160)	4.7 (155)	6.9 (95)	7.0 (125)	6.9 (63)	6.6 (91)
Fiji	6.70 (78)	5.5 (70)	7.0 (135)	5.4 (140)	8.1 (13)	9.6 (11)	8.0 (17)	6.8 (76)
Finland	4.71 (157)	8.7 (3)	9.2 (57)	7.9 (33)	7.7 (31)	9.3 (22)	5.3 (135)	8.6 (3)
France	4.92 (150)	7.2 (24)	9.2 (64)	8.2 (16)	7.2 (65)	7.9 (81)	5.9 (108)	7.8 (29)
Gabon	6.63 (83)	2.7 (160)	6.7 (146)	5.4 (141)	7.1 (68)	8.3 (61)	7.3 (45)	5.8 (134)
Gambia, The	7.24 (49)	5.1 (88)	9.3 (49)	6.7 (82)	7.9 (24)	9.1 (29)	7.9 (21)	6.6 (93)
Georgia	7.29 (46)	6.8 (31)	9.1 (74)	8.3 (12)	7.4 (53)	7.5 (104)	6.6 (77)	8.1 (14)
Germany	5.64 (132)	7.8 (15)	9.2 (52)	8.0 (26)	7.7 (42)	7.5 (107)	7.5 (38)	7.9 (24)
Ghana	8.46 (10)	5.2 (80)	6.1 (156)	6.0 (115)	6.7 (107)	7.2 (118)	6.7 (75)	6.4 (111)
Greece	4.85 (153)	6.0 (54)	9.1 (75)	8.2 (18)	6.0 (143)	6.3 (138)	5.0 (142)	6.7 (87)
Guatemala	9.19 (1)	4.9 (97)	9.5 (32)	7.6 (53)	6.8 (105)	9.1 (30)	5.0 (143)	6.1 (122)
Guinea	5.96 (119)	4.0 (133)	7.1 (128)	5.3 (146)	6.8 (97)	9.4 (15)	5.6 (120)	5.6 (141)
Guinea-Bissau	6.86 (71)	2.8 (156)	6.9 (137)	5.7 (125)	5.9 (144)	7.2 (116)	4.8 (149)	5.6 (139)
Guyana	3.96 (165)	5.4 (73)	7.3 (119)	5.9 (118)	6.6 (115)	6.3 (138)	7.1 (53)	6.4 (110)
Haiti	8.59 (7)	2.4 (164)	6.9 (140)	8.1 (20)	6.9 (94)	8.0 (77)	8.0 (15)	4.6 (156)
Honduras	8.87 (3)	4.2 (127)	9.3 (47)	6.1 (109)	6.7 (108)	9.0 (35)	5.1 (138)	6.1 (124)

Ratings are shown rounded to the nearest tenth of a point, but the rankings are based on the unrounded ratings.

Exhibit 1.3 (continued): Area Economic Freedom Ratings (Rankings) for 2020

	Areas					Components of Area 5		
	1 Size of Government	2 Legal System and Property Rights	3 Sound Money	4 Freedom to trade internationally	5 Regulation	5A Credit market regulations	5B Labor market regulations	5C Business regulations
	Rating (Rank)	Rating (Rank)	Rating (Rank)	Rating (Rank)	Rating (Rank)	Rating (Rank)	Rating (Rank)	Rating (Rank)
Hong Kong SAR, China	8.24 (13)	7.5 (21)	9.7 (13)	8.7 (1)	8.8 (1)	8.8 (43)	9.4 (1)	8.4 (6)
Hungary	5.86 (124)	6.3 (41)	9.3 (50)	7.6 (47)	7.1 (71)	8.0 (79)	6.7 (72)	6.7 (78)
Iceland	5.74 (127)	8.5 (6)	9.6 (25)	7.7 (40)	7.1 (78)	5.7 (152)	7.6 (34)	8.0 (20)
India	7.52 (38)	5.6 (66)	8.1 (109)	5.9 (117)	6.5 (121)	5.9 (146)	6.4 (90)	7.1 (57)
Indonesia	7.91 (25)	4.9 (102)	9.6 (22)	6.6 (86)	6.5 (123)	7.7 (98)	4.7 (153)	7.0 (66)
Iran, Islamic Republic	6.99 (62)	3.6 (145)	6.2 (154)	2.6 (164)	5.5 (150)	6.4 (136)	4.7 (152)	5.3 (144)
Iraq	5.09 (144)	3.0 (151)	8.2 (106)	4.3 (158)	6.9 (92)	9.5 (13)	6.1 (100)	5.0 (152)
Ireland	6.17 (110)	7.7 (17)	9.3 (45)	8.0 (28)	8.1 (10)	8.6 (51)	7.9 (20)	7.9 (25)
Israel	6.26 (105)	6.1 (49)	9.6 (14)	7.6 (48)	7.1 (69)	8.6 (48)	5.4 (132)	7.4 (39)
Italy	5.30 (135)	6.5 (39)	9.2 (60)	8.3 (9)	7.7 (41)	9.5 (12)	6.8 (68)	6.7 (90)
Jamaica	8.12 (17)	5.9 (60)	9.1 (73)	5.8 (124)	8.0 (18)	9.2 (24)	7.9 (24)	7.0 (63)
Japan	5.65 (130)	7.7 (18)	9.8 (3)	7.8 (36)	8.1 (11)	8.1 (76)	8.2 (11)	8.2 (13)
Jordan	7.38 (44)	4.5 (117)	9.9 (1)	7.2 (64)	7.9 (22)	8.7 (45)	7.7 (27)	7.3 (44)
Kazakhstan	7.69 (30)	5.6 (65)	9.2 (55)	6.5 (90)	7.7 (37)	8.4 (57)	7.6 (36)	7.1 (62)
Kenya	7.26 (47)	5.0 (92)	9.3 (46)	6.3 (98)	6.9 (91)	6.8 (128)	7.1 (51)	6.9 (70)
Korea, Rep.	6.34 (100)	6.7 (35)	9.7 (12)	7.2 (66)	7.3 (58)	9.1 (27)	4.8 (151)	8.1 (18)
Kuwait	5.93 (122)	5.0 (94)	8.6 (86)	6.8 (79)	7.4 (56)	10.0 (1)	5.5 (124)	6.6 (94)
Kyrgyz Republic	7.23 (50)	4.9 (103)	9.0 (79)	6.8 (78)	7.0 (83)	8.7 (47)	5.9 (107)	6.4 (107)
Lao PDR	7.22 (51)	4.9 (104)	7.5 (118)	6.4 (95)	6.5 (118)	9.1 (28)	4.8 (150)	5.7 (138)
Latvia	6.20 (109)	7.1 (27)	9.2 (59)	8.4 (8)	8.1 (16)	8.8 (41)	7.6 (30)	7.7 (32)
Lebanon	8.22 (14)	4.1 (128)	5.0 (161)	3.5 (160)	6.4 (126)	6.7 (130)	7.5 (40)	5.2 (146)
Lesotho	5.27 (137)	5.3 (76)	8.0 (112)	6.4 (96)	7.7 (36)	10.0 (1)	6.6 (76)	6.4 (106)
Liberia	7.05 (60)	4.3 (124)	8.8 (81)	6.2 (103)	6.2 (139)	5.7 (151)	6.5 (82)	6.4 (109)
Libya	4.98 (146)	3.4 (149)	7.9 (114)	3.1 (162)	5.4 (153)	7.0 (124)	6.4 (92)	2.8 (163)
Lithuania	6.60 (87)	7.2 (23)	9.2 (58)	8.3 (11)	7.7 (32)	8.5 (55)	6.7 (74)	8.0 (21)
Luxembourg	4.89 (151)	8.2 (11)	9.1 (69)	7.8 (35)	7.7 (35)	8.4 (60)	6.5 (83)	8.2 (10)
Madagascar	7.75 (28)	3.0 (150)	8.0 (110)	5.9 (119)	5.8 (147)	7.0 (123)	4.6 (155)	5.8 (132)
Malawi	6.56 (90)	4.9 (99)	7.2 (125)	4.6 (156)	6.7 (109)	6.7 (129)	6.9 (65)	6.4 (105)
Malaysia	7.12 (57)	5.9 (59)	8.3 (95)	7.0 (72)	8.5 (5)	9.3 (21)	8.0 (16)	8.1 (16)
Mali	6.45 (94)	3.5 (146)	7.1 (132)	5.8 (121)	6.3 (128)	7.7 (95)	5.2 (136)	6.1 (126)
Malta	6.40 (98)	6.5 (40)	9.3 (43)	8.4 (7)	8.0 (19)	8.6 (52)	8.0 (18)	7.4 (41)
Mauritania	5.73 (128)	3.5 (147)	8.3 (92)	5.8 (120)	7.2 (63)	9.7 (8)	6.0 (105)	6.0 (128)
Mauritius	7.90 (26)	6.9 (30)	9.5 (34)	7.7 (42)	7.4 (55)	6.5 (135)	7.9 (23)	7.8 (28)

Ratings are shown rounded to the nearest tenth of a point, but the rankings are based on the unrounded ratings.

Exhibit 1.3 (continued): Area Economic Freedom Ratings (Rankings) for 2020

	Areas					Components of Area 5		
	1 Size of Government	2 Legal System and Property Rights	3 Sound Money	4 Freedom to trade internationally	5 Regulation	5A Credit market regulations	5B Labor market regulations	5C Business regulations
	Rating (Rank)	Rating (Rank)	Rating (Rank)	Rating (Rank)	Rating (Rank)	Rating (Rank)	Rating (Rank)	Rating (Rank)
Mexico	8.08 (19)	4.7 (109)	8.2 (104)	7.7 (45)	7.0 (82)	8.7 (46)	5.6 (121)	6.7 (83)
Moldova	7.53 (36)	5.7 (64)	8.1 (108)	6.7 (80)	7.2 (67)	9.0 (34)	5.6 (118)	6.9 (68)
Mongolia	7.11 (58)	6.1 (52)	8.9 (80)	6.4 (93)	7.9 (21)	10.0 (1)	6.6 (80)	7.2 (52)
Montenegro	6.40 (97)	5.9 (61)	9.7 (7)	7.2 (63)	8.1 (15)	9.5 (14)	7.7 (29)	7.1 (59)
Morocco	6.63 (84)	5.7 (63)	7.3 (120)	6.2 (101)	6.8 (98)	8.4 (59)	4.9 (147)	7.2 (46)
Mozambique	6.76 (76)	4.5 (116)	7.8 (116)	6.1 (108)	6.2 (133)	9.6 (10)	3.1 (164)	6.0 (129)
Myanmar	7.47 (39)	3.8 (137)	6.7 (147)	5.5 (137)	6.2 (135)	5.9 (148)	5.4 (131)	7.4 (40)
Namibia	6.91 (69)	6.3 (42)	6.8 (144)	5.2 (149)	7.6 (44)	7.9 (82)	8.2 (10)	6.8 (72)
Nepal	8.00 (20)	5.1 (87)	6.6 (149)	5.7 (127)	7.3 (57)	8.8 (42)	6.5 (86)	6.7 (77)
Netherlands	4.86 (152)	8.4 (8)	9.1 (66)	8.6 (3)	7.8 (27)	7.8 (88)	7.6 (33)	7.9 (27)
New Zealand	6.29 (102)	8.7 (2)	9.6 (23)	8.2 (17)	8.6 (4)	8.6 (50)	8.6 (5)	8.5 (4)
Nicaragua	6.02 (115)	4.2 (126)	9.7 (11)	7.3 (58)	6.9 (90)	9.4 (16)	5.9 (109)	5.5 (143)
Niger	6.76 (77)	3.7 (142)	7.2 (123)	5.7 (126)	6.5 (120)	7.2 (117)	5.1 (139)	7.2 (51)
Nigeria	8.46 (9)	3.7 (139)	9.0 (76)	4.5 (157)	7.8 (26)	8.8 (40)	9.0 (3)	5.6 (142)
North Macedonia	7.14 (55)	4.6 (111)	8.2 (98)	7.7 (39)	8.1 (17)	9.8 (6)	7.1 (52)	7.3 (45)
Norway	4.72 (155)	8.6 (5)	9.3 (42)	7.6 (49)	7.7 (43)	9.4 (17)	5.4 (127)	8.2 (12)
Oman	4.66 (158)	5.3 (77)	8.8 (83)	7.6 (52)	7.0 (86)	6.7 (130)	6.7 (73)	7.6 (34)
Pakistan	8.11 (18)	3.8 (138)	6.3 (151)	5.6 (132)	6.3 (129)	7.8 (94)	5.1 (141)	6.1 (125)
Panama	7.56 (35)	5.6 (67)	9.4 (38)	8.1 (24)	6.6 (112)	8.1 (75)	5.0 (144)	6.9 (71)
Papua New Guinea	5.64 (131)	4.6 (112)	6.9 (141)	6.6 (85)	7.1 (74)	8.2 (71)	7.5 (39)	5.7 (137)
Paraguay	7.99 (21)	4.5 (118)	9.5 (33)	6.7 (83)	6.2 (137)	8.0 (78)	4.5 (156)	6.1 (121)
Peru	7.56 (34)	5.3 (74)	9.7 (9)	7.9 (32)	7.0 (81)	7.5 (108)	6.9 (67)	6.7 (80)
Philippines	7.92 (24)	4.4 (121)	9.6 (24)	6.2 (102)	7.3 (59)	8.6 (49)	7.1 (58)	6.3 (113)
Poland	5.56 (134)	6.2 (48)	8.2 (103)	7.7 (44)	7.1 (79)	7.2 (120)	7.1 (55)	6.9 (67)
Portugal	6.02 (116)	7.2 (25)	9.2 (53)	8.4 (5)	6.3 (131)	5.9 (147)	5.8 (114)	7.1 (56)
Qatar	5.94 (121)	5.4 (71)	8.6 (85)	7.6 (51)	7.4 (52)	8.3 (61)	6.0 (103)	7.9 (23)
Romania	6.97 (63)	6.6 (36)	9.4 (41)	8.5 (4)	7.2 (62)	7.7 (97)	7.4 (44)	6.6 (97)
Russian Federation	5.70 (129)	5.1 (83)	9.1 (71)	6.5 (89)	6.7 (111)	7.8 (87)	5.9 (110)	6.2 (119)
Rwanda	5.07 (145)	6.2 (47)	8.7 (84)	7.1 (69)	7.4 (54)	6.3 (141)	8.3 (8)	7.8 (31)
Saudi Arabia	4.71 (156)	6.8 (32)	9.0 (78)	6.4 (94)	7.0 (84)	6.8 (126)	7.1 (54)	7.0 (65)
Senegal	6.94 (66)	4.4 (123)	7.1 (130)	6.0 (114)	5.9 (146)	7.5 (105)	3.6 (162)	6.5 (103)
Serbia	6.41 (96)	5.5 (68)	8.3 (96)	6.7 (81)	7.2 (66)	7.8 (91)	6.9 (64)	6.8 (75)
Seychelles	6.56 (89)	5.8 (62)	8.6 (87)	7.5 (55)	6.6 (114)	4.7 (158)	7.6 (35)	7.6 (36)

Ratings are shown rounded to the nearest tenth of a point, but the rankings are based on the unrounded ratings.

Exhibit 1.3 (continued): Area Economic Freedom Ratings (Rankings) for 2020

	Areas					Components of Area 5		
	1 Size of Government	2 Legal System and Property Rights	3 Sound Money	4 Freedom to trade internationally	5 Regulation	5A Credit market regulations	5B Labor market regulations	5C Business regulations
	Rating (Rank)	Rating (Rank)	Rating (Rank)	Rating (Rank)	Rating (Rank)	Rating (Rank)	Rating (Rank)	Rating (Rank)
Sierra Leone	7.44 (42)	4.6 (113)	7.1 (131)	5.7 (131)	5.1 (159)	3.7 (162)	5.5 (126)	6.2 (120)
Singapore	7.18 (54)	8.3 (10)	9.6 (17)	8.6 (2)	8.7 (3)	9.3 (23)	7.7 (28)	9.2 (1)
Slovak Republic	6.16 (112)	6.3 (44)	9.1 (67)	7.6 (50)	7.5 (51)	8.9 (38)	6.9 (62)	6.5 (99)
Slovenia	4.74 (154)	6.6 (37)	9.5 (35)	7.4 (56)	6.8 (102)	7.3 (111)	6.2 (98)	6.9 (69)
Somalia	8.74 (4)	2.3 (165)	6.9 (139)	7.1 (68)	5.1 (161)		7.6 (32)	2.5 (164)
South Africa	5.99 (117)	5.9 (56)	8.2 (101)	5.8 (123)	6.8 (104)	7.5 (103)	6.5 (84)	6.3 (114)
Spain	6.22 (107)	7.4 (22)	9.2 (56)	8.1 (22)	7.3 (60)	8.3 (66)	6.2 (96)	7.4 (43)
Sri Lanka	8.42 (12)	5.0 (91)	7.9 (113)	5.4 (138)	6.9 (96)	7.3 (115)	6.5 (85)	6.8 (73)
Sudan	6.78 (75)	2.7 (159)	1.3 (163)	5.5 (135)	4.8 (162)	4.0 (161)	4.4 (160)	5.8 (131)
Suriname	6.16 (111)	4.5 (115)	5.7 (157)	6.1 (106)	6.5 (119)	7.3 (112)	7.1 (56)	5.2 (147)
Sweden	4.43 (162)	7.9 (13)	9.6 (18)	8.1 (19)	7.7 (40)	9.0 (33)	6.0 (102)	8.0 (22)
Switzerland	7.52 (37)	8.7 (1)	9.9 (2)	7.6 (46)	8.1 (14)	9.0 (32)	7.0 (60)	8.3 (7)
Syrian Arab Republic	6.25 (106)	3.0 (153)	6.3 (152)	2.4 (165)	5.2 (158)	5.6 (153)	5.8 (113)	4.1 (160)
Taiwan	7.63 (33)	7.2 (26)	9.6 (21)	6.3 (97)	7.7 (33)	7.8 (90)	6.9 (66)	8.4 (5)
Tajikistan	5.85 (125)	4.7 (108)	9.1 (65)	6.5 (92)	6.8 (103)	8.5 (54)	5.8 (115)	6.1 (123)
Tanzania	5.97 (118)	5.4 (72)	8.3 (91)	6.0 (112)	7.0 (80)	8.4 (58)	6.6 (79)	6.0 (127)
Thailand	6.91 (68)	5.0 (95)	9.8 (5)	6.5 (91)	5.8 (148)	6.0 (144)	4.7 (154)	6.7 (79)
Timor-Leste	4.44 (161)	3.5 (148)	8.3 (93)	7.3 (60)	6.2 (138)	5.0 (155)	6.5 (87)	7.1 (61)
Togo	6.79 (73)	5.1 (85)	7.2 (124)	5.5 (136)	6.4 (127)	8.3 (61)	4.5 (157)	6.4 (108)
Trinidad and Tobago	6.91 (67)	5.3 (75)	9.5 (29)	6.6 (87)	6.7 (106)	6.0 (144)	7.5 (41)	6.8 (74)
Tunisia	5.18 (140)	5.1 (86)	8.0 (111)	5.7 (128)	6.5 (122)	6.8 (127)	5.6 (122)	7.0 (64)
Turkey	6.52 (91)	4.8 (105)	8.3 (97)	6.9 (76)	5.9 (145)	5.8 (149)	5.4 (128)	6.5 (104)
Uganda	7.43 (43)	4.6 (114)	9.3 (44)	6.9 (75)	7.7 (39)	7.9 (84)	8.6 (6)	6.5 (101)
Ukraine	7.04 (61)	4.9 (101)	6.2 (153)	6.3 (99)	6.1 (141)	6.3 (140)	5.4 (133)	6.6 (96)
United Arab Emirates	5.15 (141)	7.0 (28)	9.1 (72)	8.0 (27)	7.5 (49)	7.7 (99)	6.7 (71)	8.2 (11)
United Kingdom	5.93 (123)	7.7 (16)	9.6 (19)	7.7 (41)	7.6 (48)	6.4 (137)	8.2 (9)	8.1 (15)
United States	6.79 (74)	7.6 (19)	9.6 (16)	7.8 (37)	8.1 (12)	7.3 (113)	9.0 (2)	8.0 (19)
Uruguay	6.21 (108)	5.9 (58)	8.8 (82)	7.5 (54)	6.8 (99)	7.4 (109)	5.9 (106)	7.2 (49)
Venezuela, RB	4.61 (159)	2.5 (163)	0.9 (165)	6.0 (110)	2.5 (165)	3.3 (163)	2.2 (165)	1.9 (165)
Vietnam	6.96 (64)	5.1 (82)	6.9 (136)	6.1 (107)	7.0 (88)	9.2 (25)	5.4 (129)	6.3 (112)
Yemen, Republic	8.45 (11)	2.7 (158)	8.2 (99)	5.4 (143)	3.6 (164)	0.0 (164)	6.6 (78)	4.1 (161)
Zambia	6.59 (88)	4.9 (96)	8.2 (105)	6.8 (77)	6.3 (130)	7.0 (122)	5.6 (119)	6.3 (117)
Zimbabwe	5.56 (133)	4.0 (134)	1.3 (163)	5.6 (133)	6.1 (140)	6.7 (130)	6.2 (97)	5.3 (145)

Ratings are shown rounded to the nearest tenth of a point, but the rankings are based on the unrounded ratings.

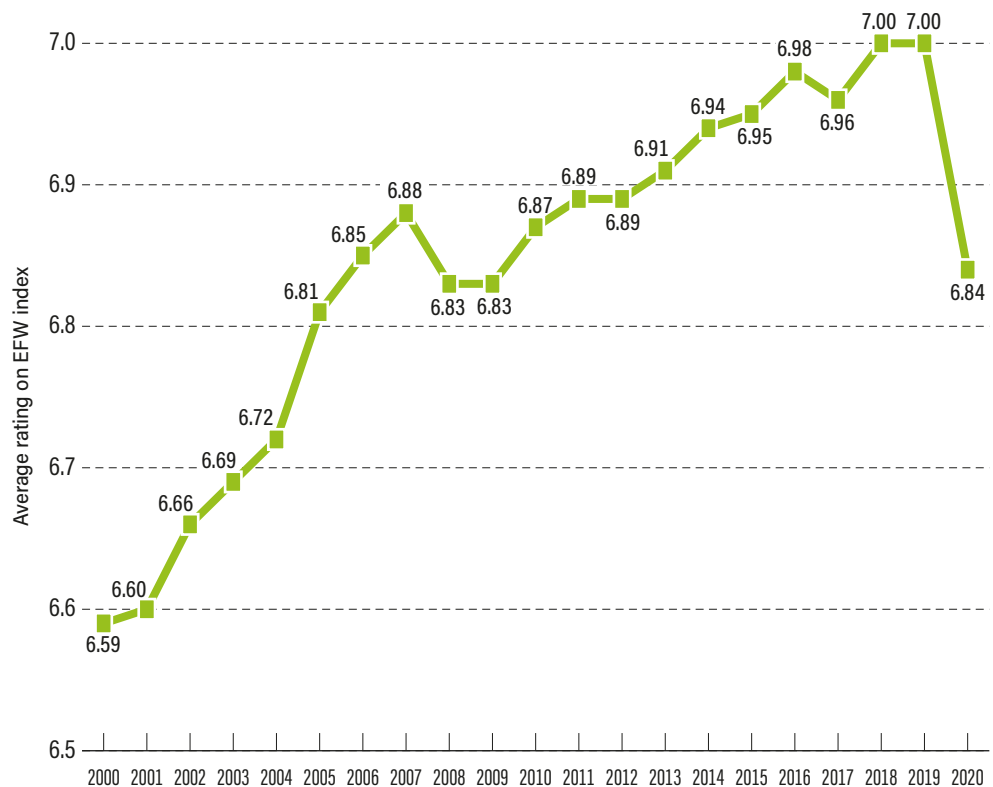
The EFW Panel Dataset

Over the years, the EFW index has become more comprehensive and the available data more complete. As a result, the number and composition of the components and sub-components for many countries vary across time. This makes it difficult to directly compare index values from earlier periods with those of later periods. To assist researchers who are interested in a consistent time-series for a particular country and/or longitudinal data for a panel of countries, we have developed the EFW Panel Dataset.

The EFW Panel Dataset is a chain-linked version of the index as described in previous editions (Gwartney, Lawson, Hall, and Murphy, 2021: 16). It uses the most recent year as the base year, and changes in a country's scores backward in time are based only on changes in components that were present in adjoining years. It should be noted that the EFW Panel Dataset contains area and summary ratings only for those years in which the country received a regular EFW index rating. Because some data for earlier years may have been updated or corrected, researchers are always encouraged to use the data from the most recent annual report to assure the most reliable figures.

Exhibit 1.4 presents the global average for all 123 nations with complete data since 2000. It shows that the world average fell to 6.84 from 7.00 between 2019 and 2020—a 0.16 point decline. This erases a decade's worth of improvement in the global average and is more than three times larger than the global decline witnessed in the 2008/09 financial crisis. The coronavirus pandemic was undoubtedly a catastrophe for economic freedom.

Exhibit 1.4: Average Economic Freedom Rating, 2000–2020

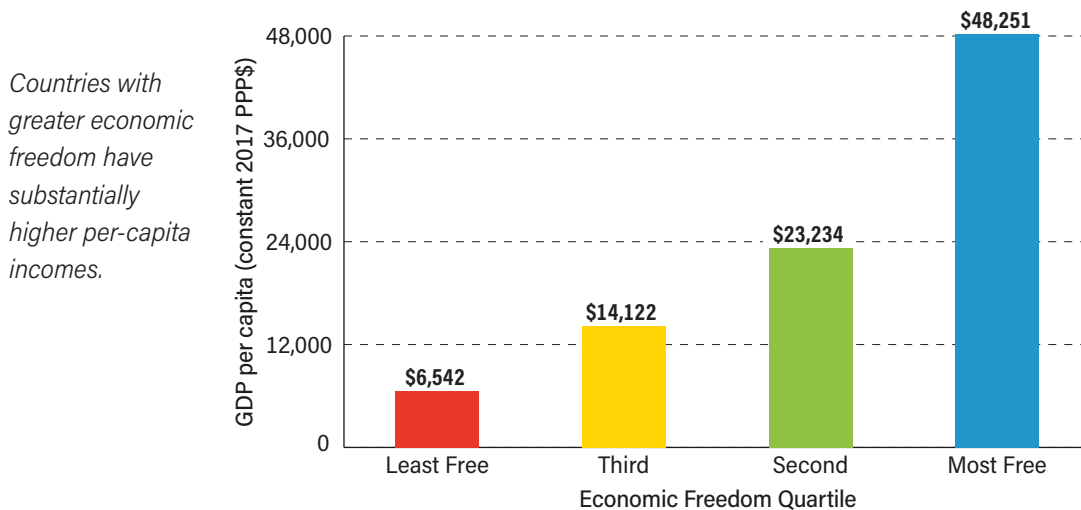


Economic freedom and human progress

As is customary, this chapter concludes with some simple graphs illustrating relationships between economic freedom and various other indicators of human progress (Exhibits 1.5–1.12). The graphs use the average of the EFW panel dataset for the period from 2000 to 2020, breaking the data into four quartiles ordered from least free to most free. Because persistence is important and the impact of economic freedom will be felt over a lengthy time period, it is better to use the average rating over a fairly long time span rather than the current rating to observe the impact of economic freedom on performance.

The graphs begin with the data on the relationship between economic freedom and the level of per-capita GDP. In recent years, numerous scholarly studies have analyzed these relationships in detail and, almost without exception, have found that countries with higher and improving economic freedom grow more rapidly and achieve higher levels of per-capita GDP (Hall and Lawson, 2014; and Lawson, Ch. 3. Economic Freedom in the Literature: What Is It Good (Bad) For?, pp. 187–200 in this edition). Many of the relationships illustrated in the graphs below reflect the impact of economic freedom as it works through increasing per-capita income. Thus, we are not necessarily arguing that there is a direct causal relation between economic freedom and the variables considered below. While these graphics are no substitute for scholarly investigation that controls for other factors, they nonetheless provide some insights into the contrast between market-oriented economies and those dominated by government regulation and planning. At the very least, these figures suggest fruitful areas for future research.

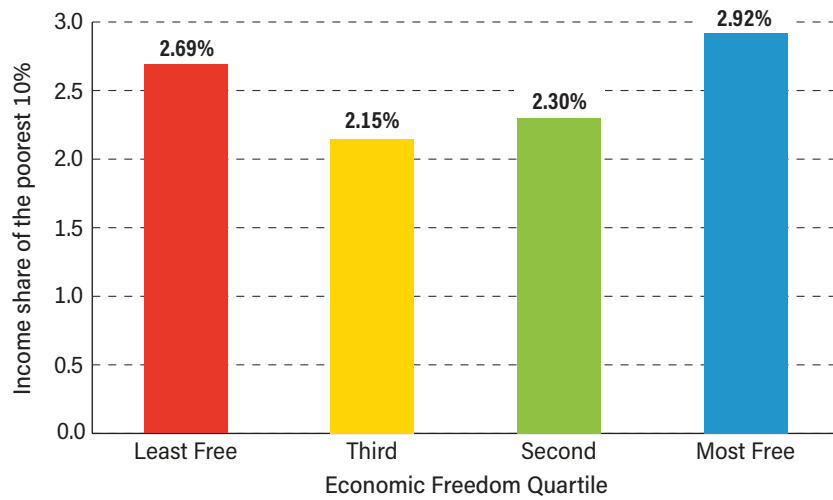
Exhibit 1.5: Economic Freedom and Income per Capita



Sources: *Economic Freedom of the World: 2022 Report*; World Bank, 2022, *World Development Indicators* [on-line database].

Exhibit 1.6: Economic Freedom and the Income Share of the Poorest 10%

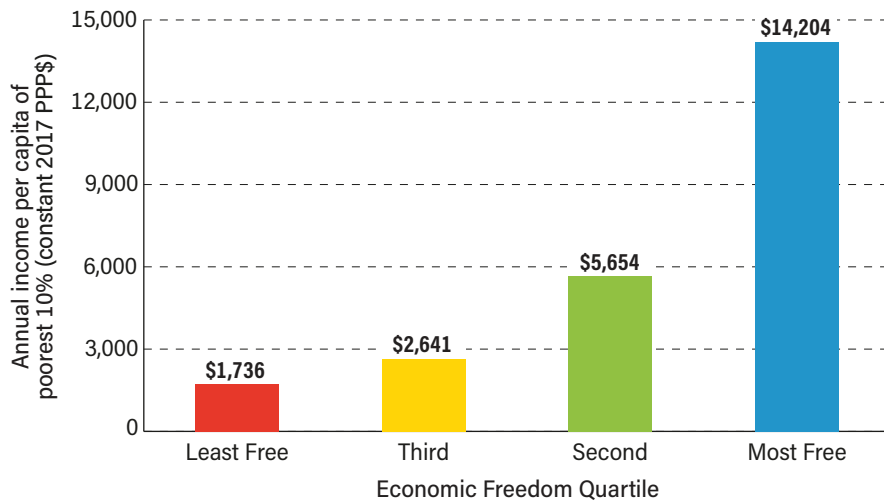
The share of income earned by the poorest 10% of the population is unrelated to economic freedom.



Sources: *Economic Freedom of the World: 2022 Report*; World Bank, 2022, *World Development Indicators* [on-line database].

Exhibit 1.7: Economic Freedom and the Income Earned by the Poorest 10%

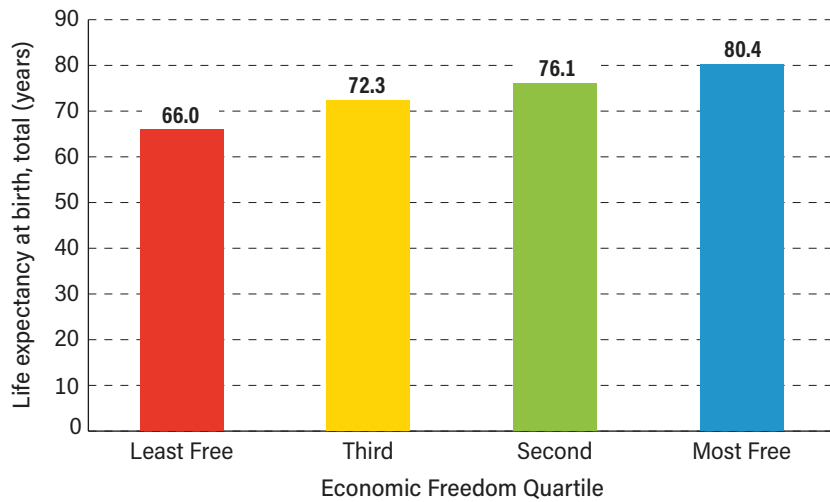
The amount of income, as opposed to the share, earned by the poorest 10% of the population is much higher in countries with higher economic freedom.



Sources: *Economic Freedom of the World: 2022 Report*; World Bank, 2022, *World Development Indicators* [on-line database].

Exhibit 1.8: Economic Freedom and Life Expectancy

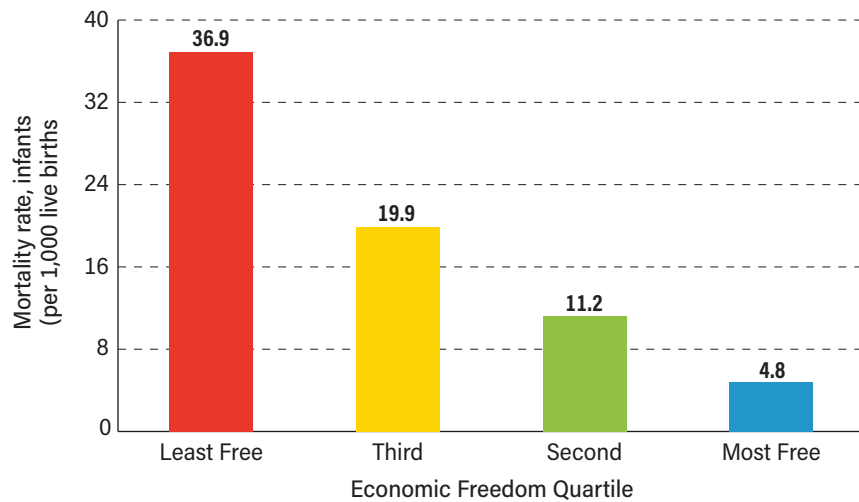
Life expectancy is almost 15 years longer in countries with the most economic freedom than in countries with the least.



Sources: *Economic Freedom of the World: 2022 Report*; World Bank, 2022, *World Development Indicators* [on-line database].

Exhibit 1.9: Economic Freedom and Infant Mortality Rate

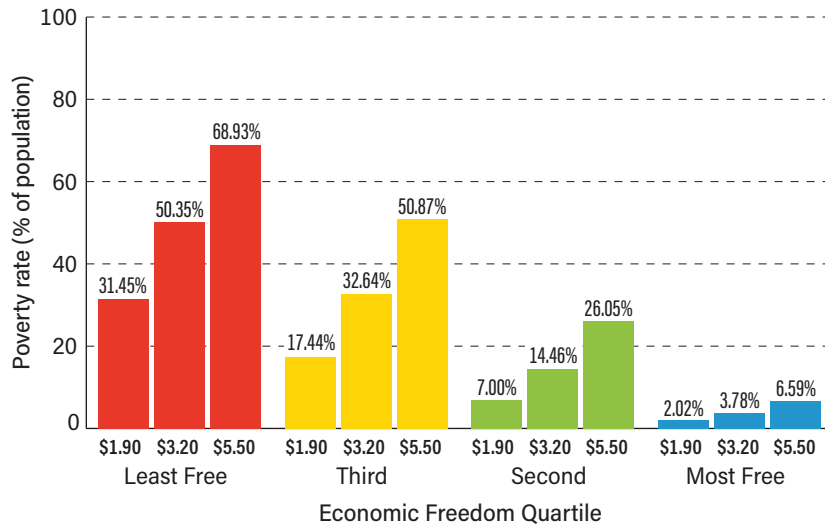
The infant mortality rate is almost ten times higher in nations in the lowest quartile of economic freedom than in nations in the highest quartile.



Sources: *Economic Freedom of the World: 2022 Report*; World Bank, 2022, *World Development Indicators* [on-line database].

Exhibit 1.10: The Effect of Economic Freedom on Poverty Rates

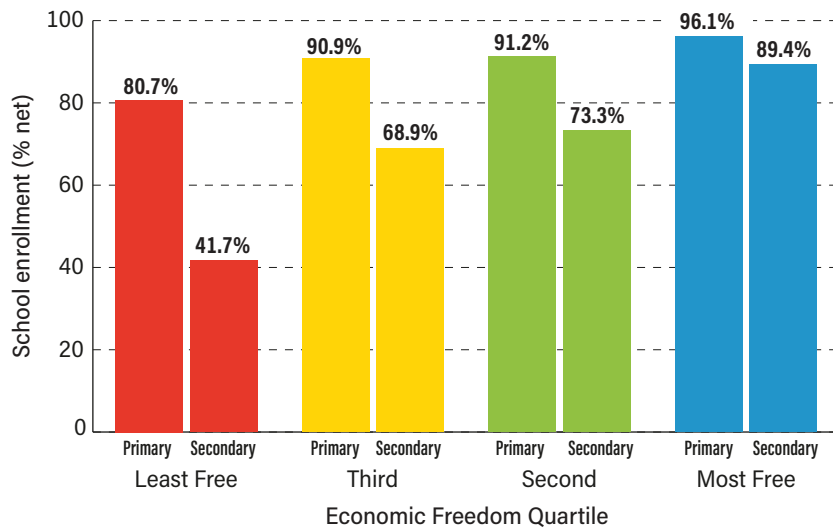
Poverty rates are lower in countries with more economic freedom.



Note: The columns show the percentage of a country's population that lives on \$1.90 per day, \$3.20 per day, or \$5.50 per day, in 2011 constant PPP-adjusted dollars.
Sources: *Economic Freedom of the World: 2022 Report*; World Bank, 2022, *World Development Indicators* [on-line database].

Exhibit 1.11: Economic Freedom and School Enrollment

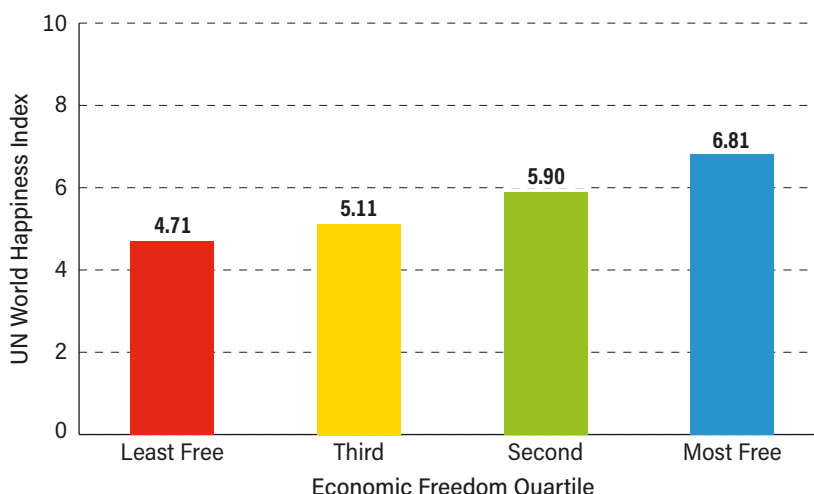
School enrollment is higher in countries with greater economic freedom.



Sources: *Economic Freedom of the World: 2022 Report*; World Bank, 2022, *World Development Indicators* [on-line database].

Exhibit 1.12: Economic Freedom and the UN World Happiness Index

People report that they are happier in countries with greater economic freedom.



Sources: *Economic Freedom of the World: 2022 Report*; United Nations, *World Happiness Report 2022*.

References

- Block, Walter E., ed. (1991). *Economic Freedom: Toward a Theory of Measurement*. Proceedings of an International Symposium (Volume 2). Fraser Institute. <<https://www.fraserinstitute.org/research/economic-freedom-toward-a-theory-of-measurement>>, as of July 6, 2022.
- Coppedge, Michael, John Gerring, Carl Henrik Knutsen, Staffan I. Lindberg, Jan Teorell, David Altman, *et al.* (2022). V-Dem [Country–Year/Country–Date] Dataset v12. Varieties of Democracy (V-Dem) Project. <<https://www.v-dem.net>>, as of July 6, 2022..
- Easton, Stephen T., and Michael A. Walker, eds. (1992). *Rating Global Economic Freedom*. Fraser Institute. <<https://www.fraserinstitute.org/research/rating-global-economic-freedom>>, as of July 6, 2022.
- Fike, Rosemarie (2017). Adjusting for Gender Disparity in Economic Freedom and Why It Matters. In James Gwartney, Robert Lawson, and Joshua Hall, *Economic Freedom of the World: 2017 Annual Report* (Fraser Institute): 189–211. <<https://www.fraserinstitute.org/studies/economic-freedom-of-the-world-2017-annual-report>>, as of July 6, 2022.
- Gwartney, James, Robert Lawson, and Walter Block (1996). *Economic Freedom of the World: 1975–1995*. Fraser Institute. <<https://www.fraserinstitute.org/research/economic-freedom-of-the-world-1975-1995>>, as of July 6, 2021.
- Gwartney, James, Robert Lawson, Joshua Hall, and Ryan Murphy (2021). *Economic Freedom of the World: 2021 Annual Report*. Fraser Institute. <<https://www.fraserinstitute.org/studies/economic-freedom-of-the-world-2021-annual-report>>, as of July 6, 2022.
- Hall, Joshua, and Robert Lawson (2014). Economic Freedom of the World: An Accounting of the Literature. *Contemporary Economic Policy* 32, 1: 1–19.
- Walker, Michael A., ed. (1988). *Freedom, Democracy, and Economic Welfare*. Proceedings of an International Symposium (Volume 1). Fraser Institute. <<https://www.fraserinstitute.org/research/freedom-democracy-and-economic-welfare>>, as of July 6, 2022.
- World Bank (2021). *World Development Indicators* (online). <<https://databank.worldbank.org/source/world-development-indicators>>, as of June 22, 2021.

Chapter 2 Country Data Tables

This chapter presents detailed data on the components used in constructing the EFW index for the 165 jurisdictions included in this edition of the report. For each jurisdiction for which data were available, we present the overall EFW index rating and the rank of that country for the years 1980, 1990, 2000, 2010, 2015, 2019, and 2020. Like all the ratings in the index, these are values out of 10; 10 is the highest possible rating and zero (0) is the lowest. A higher rating indicates a greater degree of economic freedom. Ratings are also available for many jurisdictions for 1970, 1975, 1985, 1995, 2001 to 2004, 2006 to 2009, and 2011 to 2014, and 2016 to 2018 but these data are not shown in the tables because of limited space. See <www.fraserinstitute.org/economic-freedom/dataset> for full data.

Reading the tables

The top row shows the country's summary rating for each year and, in parentheses, its overall rank. In the rows below, titles on the left in bold face indicate the five areas of economic freedom that are combined to generate an overall score. The cells to their right give the rating for that area for each year. Underneath each area title are the titles of the components and sub-components that are combined to generate that area's score. In these rows, the scores for each year are presented, where data are available. Shown in italic beside some scores are the actual data used to derive that particular component rating. For some countries, data for other components for certain years may be reported even though there were insufficient data to compute area or summary ratings. A more complete description of each component, including the methodology used to calculate the ratings, can be found in the Appendix: Explanatory Notes and Data Sources (pp. 215–228).

Gender Disparity Index

The row in the tables titled “Gender Legal Rights Adjustment” is a composite index that employs 17 variables to measure legal discrimination against women and is used to adjust the ratings of Area 2.

For researchers—EFW Panel Dataset

The EFW Panel Dataset is not reported in the following tables but is available at <www.fraserinstitute.org/economic-freedom/dataset>. See page 15 (in chapter 1) for an explanation of the EFW Panel Dataset.

Albania

	1980	1990	2000	2010	2015	2019	2020
	Rating (Rank)	Rating (Rank)	Rating (Rank)	Rating (Rank)	Rating (Rank)	Rating (Rank)	Rating (Rank)
Summary Ratings (Rank)		5.03 (83)	6.52 (70)	7.33 (52)	7.74 (34)	7.79 (31)	7.64 (26)
	Rating (Data)	Rating (Data)	Rating (Data)	Rating (Data)	Rating (Data)	Rating (Data)	Rating (Data)
1. Size of Government	3.94	4.84	8.19	8.07	7.81	7.91	7.82
A. Government consumption	7.7 (13.81)	4.87 (23.44)	9.1 (9.07)	8.09 (12.5)	8.19 (12.17)	8.16 (12.26)	8.03 (12.71)
B. Transfers and subsidies		3.51 (24.3)	7.8 (8.57)	7.39 (10.09)	7.01 (11.49)	7.33 (10.29)	6.98 (11.59)
C. Government investment		10 (3.92)	8.02 (21.93)	8.25 (21.11)	8.11 (21.6)	7.55 (23.59)	7.55 (23.59)
D. Top marginal tax rate				8.5	8	8	8
(i) Top marginal income tax rate				10 (10)	9 (23)	9 (23)	9 (23)
(ii) Top marginal income and payroll tax rate				7 (32)	7 (34)	7 (34)	7 (34)
E. State ownership of assets	0.18	0.96	7.82	8.14	7.77	8.54	8.54
2. Legal System and Property Rights	6.59	6.01	4.71	5.34	5.45	5.26	5.26
A. Judicial independence	3.64	3.71	4.59	4.68	4.65	4.13	4.19
B. Impartial courts	8.43	5.78	3.37	4.42	4.04	4.26	4.07
C. Protection of property rights			1.81	4.05	4.23	3.84	3.84
D. Military interference in rule of law and politics	8.33	7.78	5.97	8.33	8.33	8.33	8.33
E. Integrity of the legal system	5.95	5.63	3.83	4.54	4.85	5.27	5.4
F. Legal enforcement of contracts		5.17	5.17	5.36	4.39	3.91	3.91
G. Regulatory restrictions on sale of real property		8.02	8.02	5.46	6.39	6.72	6.72
H. Reliability of police			4.91	5.86	6.72	5.61	5.61
<i>Gender Legal Rights Adjustment</i>	1	1	1	1	1	1	1
3. Sound Money		6.54	6.91	9.59	9.74	9.83	9.79
A. Money growth			7.62 (11.88)	9.3 (3.48)	9.93 (-0.37)	9.84 (-0.78)	9.78 (1.08)
B. Standard deviation of inflation		9.62 (0.95)	5.03 (12.43)	9.75 (0.62)	9.43 (1.43)	9.75 (0.63)	9.69 (0.77)
C. Inflation: most recent year		10 (0)	9.99 (0.05)	9.29 (3.55)	9.62 (1.89)	9.72 (1.41)	9.68 (1.62)
D. Freedom to own foreign currency bank accounts	0	0	5	10	10	10	10
4. Freedom to Trade Internationally			6.32	7.06	7.99	8.23	8.22
A. Tariffs			6.11	8.45	8.86	9.01	8.98
(i) Revenue from trade taxes (% of trade sector)			5.14 (7.29)	8.57 (2.14)	9.31 (1.03)	9.66 (0.51)	9.57 (0.64)
(ii) Mean tariff rate			6.6 (17)	9 (5)	9.24 (3.8)	9.28 (3.6)	9.28 (3.6)
(iii) Standard deviation of tariff rates			6.6 (8.5)	7.78 (5.55)	8.02 (4.94)	8.1 (4.75)	8.08 (4.79)
B. Regulatory trade barriers				6.86	7.42	8.11	8.11
(i) Non-tariff trade barriers				6.28	5.44	6.81	6.81
(ii) Compliance cost of importing and exporting				7.45	9.41	9.41	9.41
C. Black-market exchange rates	0	0	10	10	10	10	10
D. Controls of the movement of capital and people	0	0	2.85	2.93	5.69	5.8	5.8
(i) Financial openness			4.16	4.16	4.16	4.17	4.17
(ii) Capital controls	0	0	1.54	4.62	4.62	4.62	4.62
(iii) Freedom of foreigners to visit				0	8.3	8.63	8.63
5. Regulation		2.74	6.5	6.6	7.71	7.7	7.11
A. Credit market regulations		0	5.36	7.04	9.21	9.53	7.92
(i) Ownership of banks		0	2	5	10	10	10
(ii) Private sector credit			6.45	6.12	7.63	8.6	3.77
(iii) Interest rate controls / negative real interest rates		0	9	10	10	10	10
B. Labor market regulations			7.31	7.14	6.83	6.72	6.72
(i) Hiring regulations and minimum wage			5.6	5.57	5.57	5.57	5.57
(ii) Hiring and firing regulations				6.11	5.03	4.87	4.87
(iii) Centralized collective bargaining				6.86	6.09	5.58	5.58
(iv) Hours regulations			8	8	8	8	8
(v) Mandated cost of worker dismissal			5.64	6.3	6.3	6.3	6.3
(vi) Conscription	0	0	10	10	10	10	10
C. Business regulations			6.82	5.61	7.1	6.85	6.7
(i) Administrative requirements				5.68	6.08	5.65	5.65
(ii) Bureaucracy costs				6.52	6	6.67	6
(iii) Starting a business			8.21	9.54	9.73	9.74	9.74
(iv) Impartial public administration	1.75	2.1	4.93	6.12	6.37	6.24	6
(v) Licensing restrictions				0	7.32	5.62	5.62
(vi) Cost of tax compliance			7.31	5.84	7.07	7.18	7.18

Algeria

	1980	1990	2000	2010	2015	2019	2020
	Rating (Rank)	Rating (Rank)	Rating (Rank)	Rating (Rank)	Rating (Rank)	Rating (Rank)	Rating (Rank)
Summary Ratings (Rank)	3.70 (103)	3.45 (109)	4.88 (117)	5.12 (148)	4.79 (157)	4.86 (159)	5.12 (157)
	Rating (Data)	Rating (Data)	Rating (Data)	Rating (Data)	Rating (Data)	Rating (Data)	Rating (Data)
1. Size of Government	3.75	4.13	4.51	3.77	3.7	4.49	4.41
A. Government consumption	4.65 (24.19)	5.19 (22.35)	4.53 (24.6)	1.94 (33.4)	1.61 (34.52)	3.52 (28.03)	3.1 (29.45)
B. Transfers and subsidies			8.41 (6.32)	8.19 (7.14)	7.82 (8.51)	7.82 (8.51)	7.82 (8.51)
C. Government investment	5 (32.51)	5.59 (30.42)	3.5 (37.76)	2.41 (41.55)	1.99 (43.04)	4 (36.01)	4 (36.01)
D. Top marginal tax rate					4.5	4.5	4.5
(i) Top marginal income tax rate					7 (35)	7 (35)	7 (35)
(ii) Top marginal income and payroll tax rate					2 (53)	2 (53)	2 (53)
E. State ownership of assets	1.59	1.59	1.59	2.52	2.59	2.63	2.63
2. Legal System and Property Rights	3.05	3.54	3.29	3.86	4.12	4.14	4.13
A. Judicial independence	3.79	3.47	3.73	3.67	4.15	4.16	4.09
B. Impartial courts	4.99	4.2	3.9	4.02	4.27	4.49	4.04
C. Protection of property rights			3.27	3.47	4.39	5.13	5.13
D. Military interference in rule of law and politics	3.33	5	2.15	5	4.17	3.33	3.33
E. Integrity of the legal system	3.86	4.12	3.52	4.35	4.41	4.37	4.79
F. Legal enforcement of contracts		4.39	4.39	4.39	4.51	4.39	4.39
G. Regulatory restrictions on sale of real property		6.57	6.57	6.76	6.63	6.63	6.63
H. Reliability of police			6.89	4.56	6.09	6.35	6.35
<i>Gender Legal Rights Adjustment</i>	0.53	0.53	0.53	0.71	0.71	0.71	0.71
3. Sound Money	5.18	4.35	6.96	7.21	6.89	7.29	7.63
A. Money growth	8.15 (9.23)	8.77 (6.16)	7.77 (11.13)	8.48 (7.59)	7.18 (-14.1)	6.61 (-16.94)	8.01 (9.96)
B. Standard deviation of inflation	7.7 (5.75)	5.53 (11.17)	5.14 (12.16)	6.13 (9.67)	6.34 (9.14)	7.93 (5.19)	8 (5.01)
C. Inflation: most recent year	4.87 (25.66)	3.12 (34.4)	9.93 (0.34)	9.22 (3.91)	9.04 (4.78)	9.61 (1.95)	9.52 (2.42)
D. Freedom to own foreign currency bank accounts	0	0	5	5	5	5	5
4. Freedom to Trade Internationally	2.55	1.97	5.35	5.57	3.87	2.55	3.64
A. Tariffs	7.66	5.08	4.95	6.91	6.84	6.87	6.87
(i) Revenue from trade taxes (% of trade sector)			6.36 (5.46)	8.61 (2.08)	8.48 (2.28)	8.48 (2.28)	8.48 (2.28)
(ii) Mean tariff rate	7.66 (11.7)	5.08 (24.6)	5.08 (24.6)	6.28 (18.6)	6.24 (18.8)	6.22 (18.9)	6.22 (18.9)
(iii) Standard deviation of tariff rates			3.4 (16.5)	5.83 (10.42)	5.79 (10.53)	5.92 (10.21)	5.92 (10.21)
B. Regulatory trade barriers			7	5.89	2.14	2.52	2.52
(i) Non-tariff trade barriers				4.73	4.29	4.56	4.56
(ii) Compliance cost of importing and exporting			7	7.05	0	0.48	0.48
C. Black-market exchange rates	0	0	7.78	8.57	5.56	0	4.36
D. Controls of the movement of capital and people	0	0.83	1.66	0.92	0.92	0.81	0.8
(i) Financial openness	0	1.66	1.66	1.66	1.66	1.64	1.64
(ii) Capital controls	0	0	1.67	0	0	0	0.77
(iii) Freedom of foreigners to visit				1.11	1.11	0.77	0
5. Regulation	3.97	3.27	4.3	5.18	5.38	5.84	5.78
A. Credit market regulations	0	0.87	2.26	5.67	5.19	6.19	6
(i) Ownership of banks	0	0	0	0	0	0	0
(ii) Private sector credit		1.74	1.78	10	5.57	8.57	8.01
(iii) Interest rate controls / negative real interest rates			5	7	10	10	10
B. Labor market regulations			4.83	4.99	5.28	5.65	5.65
(i) Hiring regulations and minimum wage			4.4	5.57	5.57	5.57	5.57
(ii) Hiring and firing regulations			4	4.74	3.78	5.03	5.03
(iii) Centralized collective bargaining			5.17	4.91	5.55	6.52	6.52
(iv) Hours regulations			6	6	6	6	6
(v) Mandated cost of worker dismissal			8.42	7.76	7.76	7.76	7.76
(vi) Conscription	5	1	1	1	3	3	3
C. Business regulations			5.81	4.88	5.68	5.69	5.69
(i) Administrative requirements				2.1	3.75	4.22	4.22
(ii) Bureaucracy costs				3.33	1.56	2.22	2.22
(iii) Starting a business			8.86	8.97	9.24	9.31	9.31
(iv) Impartial public administration	3.91	3.55	3.62	3.62	3.72	2.58	2.58
(v) Licensing restrictions				6.29	8.8	8.77	8.77
(vi) Cost of tax compliance			4.94	4.94	7.03	7.03	7.03

Angola

	1980	1990	2000	2010	2015	2019	2020
	Rating (Rank)	Rating (Rank)	Rating (Rank)	Rating (Rank)	Rating (Rank)	Rating (Rank)	Rating (Rank)
Summary Ratings (Rank)				5.42 (143)	5.69 (139)	5.55 (153)	5.91 (138)
	Rating (Data)	Rating (Data)	Rating (Data)	Rating (Data)	Rating (Data)	Rating (Data)	Rating (Data)
1. Size of Government			6.57	6.31	7.53	8.05	8.13
A. Government consumption				3.91 (26.7)	4.78 (23.74)	7.29 (15.2)	7.7 (13.82)
B. Transfers and subsidies				7.96 (7.98)	8.89 (4.59)	9.7 (1.59)	9.7 (1.59)
C. Government investment			8.05 (21.81)	5.68 (30.13)	10 (14.46)	9.27 (17.55)	9.27 (17.55)
D. Top marginal tax rate				9.5	9.5	9.5	9.5
(i) Top marginal income tax rate				10 (17)	10 (17)	10 (17)	10 (17)
(ii) Top marginal income and payroll tax rate				9 (25)	9 (25)	9 (25)	9 (25)
E. State ownership of assets	2.35	2.73	5.08	4.49	4.49	4.49	4.49
2. Legal System and Property Rights	3.41	3.54	2.93	3.57	3.25	3.67	3.71
A. Judicial independence	4.72	5.05	4.26	3.97	3.77	4.08	4.06
B. Impartial courts	5.93	4.27	3.07	3.17	3.34	3.6	3.39
C. Protection of property rights			3.58	2.95	2.78	3.74	3.74
D. Military interference in rule of law and politics	5	3.33	1.67	3.33	3.33	4.17	4.17
E. Integrity of the legal system	2.88	2.39	4	4.11	3.65	3.95	4.5
F. Legal enforcement of contracts			3.15	3.15	2.3	2.3	2.3
G. Regulatory restrictions on sale of real property			1.35	5.47	5.42	5.52	5.52
H. Reliability of police			3.84	4.23	3.02	3.81	3.81
<i>Gender Legal Rights Adjustment</i>	0.47	0.88	0.88	0.88	0.88	0.88	0.88
3. Sound Money				5.74	6.99	4.67	6.09
A. Money growth			7.32 (13.38)	5.8 (20.98)	9.48 (2.6)	7.64 (11.82)	7.03 (14.83)
B. Standard deviation of inflation				5.06 (12.36)	5.55 (11.14)	4.44 (13.89)	6.78 (8.06)
C. Inflation: most recent year				7.11 (14.47)	7.94 (10.28)	6.58 (17.08)	5.54 (22.3)
D. Freedom to own foreign currency bank accounts				5	5	0	5
4. Freedom to Trade Internationally				5.76	4.9	5.41	5.37
A. Tariffs				8.24	6.99	7.12	7.12
(i) Revenue from trade taxes (% of trade sector)				8.89 (1.67)	8.99 (1.51)	9.39 (0.91)	9.39 (0.91)
(ii) Mean tariff rate				8.54 (7.3)	7.72 (11.4)	7.96 (10.2)	7.96 (10.2)
(iii) Standard deviation of tariff rates				7.28 (6.79)	4.25 (14.36)	4 (14.99)	4 (14.99)
B. Regulatory trade barriers				4.02	1.57	3.6	3.6
(i) Non-tariff trade barriers				4.71	3.13	4.7	4.7
(ii) Compliance cost of importing and exporting				3.33	0	2.51	2.51
C. Black-market exchange rates				10	10	9.73	10
D. Controls of the movement of capital and people			1.66	0.77	1.06	1.17	0.77
(i) Financial openness			1.66	0	0	0	0
(ii) Capital controls				2.31	3.08	2.31	2.31
(iii) Freedom of foreigners to visit				0	0.11	1.22	0
5. Regulation				5.72	5.76	5.97	6.23
A. Credit market regulations				8.67	7.73	7	7.65
(i) Ownership of banks				8	5	5	5
(ii) Private sector credit			10	10	9.19	10	8.94
(iii) Interest rate controls / negative real interest rates				8	9	6	9
B. Labor market regulations				4.01	4.56	5.34	5.34
(i) Hiring regulations and minimum wage				3.33	8.9	10	10
(ii) Hiring and firing regulations				4.17	2.66	4.43	4.43
(iii) Centralized collective bargaining				6.28	5.17	6.97	6.97
(iv) Hours regulations				4	4	4	4
(v) Mandated cost of worker dismissal				6.26	6.63	6.63	6.63
(vi) Conscription				0	0	0	0
C. Business regulations				4.49	5	5.59	5.7
(i) Administrative requirements				1.76	2.76	2.94	2.94
(ii) Bureaucracy costs				3.48	1.56	2.44	3.11
(iii) Starting a business				6.49	8.56	8.73	8.73
(iv) Impartial public administration	1.77	2.53	2.9	3.01	2.73	4.7	4.7
(v) Licensing restrictions				5.36	7.61	7.92	7.92
(vi) Cost of tax compliance				6.84	6.78	6.78	6.78

Argentina

	1980	1990	2000	2010	2015	2019	2020
Summary Ratings (Rank)	Rating (Rank) 4.43 (88)	Rating (Rank) 4.41 (97)	Rating (Rank) 7.21 (37)	Rating (Rank) 5.8 (132)	Rating (Rank) 5.26 (150)	Rating (Rank) 5.44 (154)	Rating (Rank) 4.87 (161)
	Rating (Data)	Rating (Data)	Rating (Data)	Rating (Data)	Rating (Data)	Rating (Data)	Rating (Data)
1. Size of Government	6.66	7.01	7.98	6.59	6.05	6.55	6.48
A. Government consumption	6.91 (16.5)	8.53 (11)	6.88 (16.62)	6.14 (19.14)	5.43 (21.54)	6.31 (18.56)	5.99 (19.65)
B. Transfers and subsidies	7.49 (9.7)	8.17 (7.2)	7.74 (8.8)	6.12 (14.74)	6.05 (15)	6.49 (13.37)	6.49 (13.37)
C. Government investment			10 (10.23)	8.04 (21.85)	7.61 (23.37)	8.7 (19.54)	8.7 (19.54)
D. Top marginal tax rate	6	4	7	5	4	4	4
(i) Top marginal income tax rate	6 (45)	7 (35)	8 (35)	7 (35)	7 (35)	7 (35)	7 (35)
(ii) Top marginal income and payroll tax rate		1 (57)	6 (36-43)	3 (49)	1 (58)	1 (57)	1 (57)
E. State ownership of assets	6.26	7.34	8.31	7.63	7.18	7.24	7.24
2. Legal System and Property Rights	3.58	4.29	4.68	4.49	4.51	4.8	4.8
A. Judicial independence	5.18	4.47	4.91	4.76	4.81	5.07	4.73
B. Impartial courts	7.1	4.69	5.01	4.06	4.05	4.28	4.03
C. Protection of property rights		4.57	4.34	2.92	3.66	4.58	4.58
D. Military interference in rule of law and politics	3.33	5	6.67	7.5	7.5	7.5	7.5
E. Integrity of the legal system	3.98	4.7	6.67	4.56	4.14	4.26	4.84
F. Legal enforcement of contracts	5.75	5.01	5.01	4.51	4.06	3.82	3.82
G. Regulatory restrictions on sale of real property		6.74	6.74	6.7	6.86	6.86	6.86
H. Reliability of police			3.11	3.17	3.28	4.41	4.41
<i>Gender Legal Rights Adjustment</i>	0.41	0.71	0.76	0.88	0.88	0.88	0.88
3. Sound Money	2.5	2.5	9.6	6.65	6.6	3.88	4.52
A. Money growth	0 (115.53)	0 (427.46)	9.07 (4.64)	7.77 (11.15)	5.74 (21.29)	5.08 (24.58)	5.08 (24.58)
B. Standard deviation of inflation	0 (119.77)	0 (1198.84)	9.52 (1.2)	9.14 (2.16)	5.92 (10.2)	5.43 (11.42)	6.38 (9.05)
C. Inflation: most recent year	0 (92.02)	0 (2064.19)	9.81 (-0.94)	4.68 (26.6)	4.72 (26.38)	0 (53.55)	1.6 (42)
D. Freedom to own foreign currency bank accounts	10	10	10	5	10	5	5
4. Freedom to Trade Internationally	5.31	4.67	7.4	5.89	3.38	5.98	3.09
A. Tariffs	4.05	3.19	7.47	5.59	6.01	6.04	6.04
(i) Revenue from trade taxes (% of trade sector)	3.67 (9.5)	3.4 (9.9)	7.92 (3.12)	3.51 (9.73)	4.71 (7.93)	4.93 (7.61)	4.93 (7.61)
(ii) Mean tariff rate	4.44 (27.8)	5.9 (20.5)	7.48 (12.6)	7.48 (12.6)	7.28 (13.6)	7.3 (13.5)	7.32 (13.4)
(iii) Standard deviation of tariff rates		0.28 (24.3)	7 (7.5)	5.77 (10.58)	6.03 (9.93)	5.9 (10.26)	5.87 (10.32)
B. Regulatory trade barriers			6.43	5.33	4.6	5.36	5.36
(i) Non-tariff trade barriers			6.18	2.58	4.04	5.07	5.07
(ii) Compliance cost of importing and exporting			6.67	8.08	5.16	5.65	5.65
C. Black-market exchange rates	9.8	10	10	10	0	6.48	0
D. Controls of the movement of capital and people	2.08	0.83	5.72	2.64	2.91	6.02	0.95
(i) Financial openness	4.16	1.66	7.6	2.51	0	2.84	2.84
(ii) Capital controls	0	0	3.85	0.77	0.77	6.15	0
(iii) Freedom of foreigners to visit				4.65	7.97	9.07	0
5. Regulation	4.09	3.58	6.38	5.39	5.77	5.99	5.49
A. Credit market regulations	4.45	3.7	7.32	5.24	6.76	6.72	5.13
(i) Ownership of banks	5	5	5	5	5	5	5
(ii) Private sector credit	8.34	6.09	6.95	5.72	5.29	7.17	5.38
(iii) Interest rate controls / negative real interest rates	0	0	10	5	10	8	5
B. Labor market regulations	3.73	3.46	5.09	5.36	4.97	5.12	5.12
(i) Hiring regulations and minimum wage			4.42	3.9	1.67	2.77	2.77
(ii) Hiring and firing regulations		3	5.28	2.82	2.26	2.24	2.24
(iii) Centralized collective bargaining	5.18	5.18	4.83	2.91	3.35	3.19	3.19
(iv) Hours regulations	5.01	4.66	6.01	10	10	10	10
(v) Mandated cost of worker dismissal			0	2.52	2.52	2.52	2.52
(vi) Conscription	1	1	10	10	10	10	10
C. Business regulations			6.74	5.56	5.59	6.14	6.23
(i) Administrative requirements			6.78	2.43	2.05	2.71	2.71
(ii) Bureaucracy costs			7.5	5.3	4.44	5.78	5.56
(iii) Starting a business			8.83	9.04	9.1	9.58	9.58
(iv) Impartial public administration	0.88	5.69	5.69	6.47	6.6	6.53	7.27
(v) Licensing restrictions				4.81	5.35	5.73	5.73
(vi) Cost of tax compliance			4.92	5.35	5.98	6.51	6.51

Armenia

	1980	1990	2000	2010	2015	2019	2020
	Rating (Rank)	Rating (Rank)	Rating (Rank)	Rating (Rank)	Rating (Rank)	Rating (Rank)	Rating (Rank)
Summary Ratings (Rank)				7.67 (26)	7.73 (35)	7.98 (17)	7.84 (11)
	Rating (Data)	Rating (Data)	Rating (Data)	Rating (Data)	Rating (Data)	Rating (Data)	Rating (Data)
1. Size of Government			8.12	8.59	7.87	7.77	7.98
A. Government consumption				7.72 (13.75)	7.54 (14.38)	7.94 (13)	6.61 (17.54)
B. Transfers and subsidies				8.05 (7.67)	7.75 (8.76)	7.86 (8.35)	7.22 (10.69)
C. Government investment			8.32 (20.89)	9.37 (17.22)	10 (14.13)	8.98 (18.58)	8.98 (18.58)
D. Top marginal tax rate				9	5	5	8
(i) Top marginal income tax rate				10 (20)	5 (36)	5 (36)	9 (23)
(ii) Top marginal income and payroll tax rate				8 (26)	5 (36)	5 (36)	7 (33)
E. State ownership of assets		3.63	7.92	8.84	9.07	9.07	9.07
2. Legal System and Property Rights	4.13	4.68	5	5.46	5.57	6.25	6.24
A. Judicial independence	4.59	4.51	3.63	4.01	4.32	4.99	4.69
B. Impartial courts	4.59	4.65	3.68	4.04	4.16	5.76	5.54
C. Protection of property rights			3.51	4.8	5.22	6.37	6.37
D. Military interference in rule of law and politics		6.67	6.67	5.83	5.83	5.83	5.83
E. Integrity of the legal system	4.41	4.7	4.55	4.36	4.33	5.37	5.77
F. Legal enforcement of contracts			7.46	6.75	5.2	5.2	5.2
G. Regulatory restrictions on sale of real property			9.72	9.77	9.8	9.82	9.82
H. Reliability of police			4.63	4.1	5.68	6.67	6.67
<i>Gender Legal Rights Adjustment</i>	0.82	0.82	0.82	1	1	1	1
3. Sound Money				9	9.21	9.52	9.55
A. Money growth			6.92 (15.38)	8.93 (5.33)	8.46 (7.69)	8.7 (6.51)	8.78 (6.12)
B. Standard deviation of inflation				8.72 (3.21)	9.13 (2.16)	9.67 (0.83)	9.68 (0.81)
C. Inflation: most recent year				8.36 (8.18)	9.25 (3.73)	9.71 (1.44)	9.76 (1.21)
D. Freedom to own foreign currency bank accounts				10	10	10	10
4. Freedom to Trade Internationally				7.99	8.61	8.53	7.69
A. Tariffs				8.9	8.68	8.43	8.43
(i) Revenue from trade taxes (% of trade sector)				9.15 (1.28)	8.87 (1.7)	8.99 (1.51)	8.94 (1.59)
(ii) Mean tariff rate				9.44 (2.8)	8.78 (6.1)	8.74 (6.3)	8.76 (6.2)
(iii) Standard deviation of tariff rates				8.11 (4.73)	8.39 (4.03)	7.56 (6.11)	7.59 (6.01)
B. Regulatory trade barriers				6.6	7.3	7.5	7.5
(i) Non-tariff trade barriers				5.25	6.14	5.69	5.69
(ii) Compliance cost of importing and exporting				7.95	8.47	9.32	9.32
C. Black-market exchange rates				10	10	10	10
D. Controls of the movement of capital and people			10	6.48	8.46	8.17	4.84
(i) Financial openness			10	10	10	8.36	8.36
(ii) Capital controls				8.33	5.38	6.15	6.15
(iii) Freedom of foreigners to visit				1.11	10	10	0
5. Regulation				7.28	7.38	7.82	7.76
A. Credit market regulations				8.83	9	9.68	9.68
(i) Ownership of banks				10	10	10	10
(ii) Private sector credit				7.5	6.99	9.05	9.05
(iii) Interest rate controls / negative real interest rates				9	10	10	10
B. Labor market regulations				6.55	6.32	6.46	6.46
(i) Hiring regulations and minimum wage				6.67	5.57	6.67	6.67
(ii) Hiring and firing regulations				6.31	6.01	5.6	5.6
(iii) Centralized collective bargaining				7.36	7.37	7.25	7.25
(iv) Hours regulations				10	10	10	10
(v) Mandated cost of worker dismissal				8.99	8.99	9.25	9.25
(vi) Conscription				0	0	0	0
C. Business regulations				6.46	6.82	7.32	7.12
(i) Administrative requirements				4.12	4.57	5.17	5.17
(ii) Bureaucracy costs				6.36	5.78	5.56	5.11
(iii) Starting a business				9.71	9.86	9.86	9.86
(iv) Impartial public administration		5.79	3.6	4.67	4.68	6.96	6.26
(v) Licensing restrictions				9.53	9.55	9.3	9.3
(vi) Cost of tax compliance			0	4.4	6.49	7.04	7.04

Australia

	1980	1990	2000	2010	2015	2019	2020
	Rating (Rank)	Rating (Rank)	Rating (Rank)	Rating (Rank)	Rating (Rank)	Rating (Rank)	Rating (Rank)
Summary Ratings (Rank)	7.44 (10)	8.16 (7)	8.18 (8)	8.11 (6)	8.2 (9)	8.17 (10)	8.04 (6)
	Rating (Data)	Rating (Data)	Rating (Data)	Rating (Data)	Rating (Data)	Rating (Data)	Rating (Data)
1. Size of Government	7.44 (10)	8.16 (7)	8.18 (8)	8.11 (6)	8.2 (9)	8.17 (10)	8.04 (6)
A. Government consumption	4.93 (23.23)	5.2 (22.33)	4.79 (23.7)	4.72 (23.95)	4.36 (25.18)	4.71 (23.99)	4.24 (25.59)
B. Transfers and subsidies	7.38 (10.1)	7.22 (10.7)	7.09 (11.17)	6.8 (12.26)	6.8 (12.23)	6.66 (12.74)	6.96 (11.64)
C. Government investment	10 (13.53)	10 (11.76)	10 (11.6)	10 (10.52)	9.81 (15.65)	10 (12.02)	9.5 (16.76)
D. Top marginal tax rate	2	3	3	4	5.5	5	4.5
(i) Top marginal income tax rate	2 (62)	3 (49)	3 (47)	4 (47)	6 (45)	5 (47)	5 (45)
(ii) Top marginal income and payroll tax rate		3 (49)	3 (49)	4 (49)	5 (47)	5 (49)	4 (47)
E. State ownership of assets	7.38	8.13	8.3	8.3	8.3	7.51	7.49
2. Legal System and Property Rights	8.33	8.45	8.56	8.53	8.26	8.35	8.3
A. Judicial independence	8.47	8.67	8.82	8.58	8.51	8.51	8.44
B. Impartial courts	8.9	8.85	9.08	8.61	8.07	7.88	7.68
C. Protection of property rights		7.32	8.27	8.97	7.59	8.09	8.45
D. Military interference in rule of law and politics	10	10	10	10	10	10	10
E. Integrity of the legal system	8.89	8.9	8.9	8.8	8.46	8.5	8.5
F. Legal enforcement of contracts	8	6.99	6.99	6.86	6.96	6.83	6.76
G. Regulatory restrictions on sale of real property		8.39	8.39	8.33	8.26	8.21	8.14
H. Reliability of police			8.07	8.07	8.24	8.76	8.42
<i>Gender Legal Rights Adjustment</i>	0.88	1	1	1	1	1	1
3. Sound Money	9	9.15	9.4	9.44	9.47	9.36	9.67
A. Money growth	8.57 (7.17)	8.06 (9.7)	9.19 (4.04)	8.61 (6.94)	9.13 (4.37)	8.82 (5.88)	9.81 (0.94)
B. Standard deviation of inflation	9.4 (1.51)	9.19 (2.02)	9.31 (1.72)	9.68 (0.79)	9.33 (1.67)	8.92 (2.7)	9.18 (2.05)
C. Inflation: most recent year	8.03 (9.84)	9.35 (3.26)	9.1 (4.48)	9.47 (2.67)	9.43 (2.85)	9.7 (1.51)	9.68 (1.61)
D. Freedom to own foreign currency bank accounts	10	10	10	10	10	10	10
4. Freedom to Trade Internationally	6.74	8.49	8.04	7.43	7.5	7.78	7.95
A. Tariffs	7.35	6.46	8.43	8.43	8.83	8.97	9.13
(i) Revenue from trade taxes (% of trade sector)	7.6 (3.6)	7.93 (3.1)	9.06 (1.41)	8.97 (1.55)	9.25 (1.13)	8.9 (1.65)	8.81 (1.79)
(ii) Mean tariff rate	7.1 (14.5)	7.16 (14.2)	8.84 (5.8)	9.14 (4.3)	9.44 (2.8)	9.5 (2.5)	9.52 (2.4)
(iii) Standard deviation of tariff rates		4.28 (14.3)	7.4 (6.5)	7.17 (7.07)	7.8 (5.49)	8.5 (3.75)	9.05 (2.38)
B. Regulatory trade barriers			8.7	8.18	8.28	7.46	7.78
(i) Non-tariff trade barriers			8.07	7.44	7.65	6.5	7.12
(ii) Compliance cost of importing and exporting			9.33	8.91	8.91	8.42	8.43
C. Black-market exchange rates	9.8	10	10	10	10	10	10
D. Controls of the movement of capital and people	3.08	9	5.04	3.13	2.88	4.71	4.91
(i) Financial openness	4.16	10	6.99	6.99	6.99	9.4	10
(ii) Capital controls	2	8	3.08	2.31	1.54	4.62	4.62
(iii) Freedom of foreigners to visit				0.1	0.11	0.11	0.11
5. Regulation	6.67	8.12	8.18	8.6	8.49	8.59	8.52
A. Credit market regulations	8.38	9.68	10	10	9.4	9.58	9.43
(i) Ownership of banks	8	10	10	10	10	10	10
(ii) Private sector credit	7.14	9.03	10	10	8.21	8.75	8.3
(iii) Interest rate controls / negative real interest rates	10	10	10	10	10	10	10
B. Labor market regulations		6.56	6.24	8.36	7.74	7.66	7.8
(i) Hiring regulations and minimum wage			4.55	10	8.9	8.9	8.9
(ii) Hiring and firing regulations		4.5	3.08	4.6	4.14	3.56	3.91
(iii) Centralized collective bargaining	5.18	5.18	5.52	5.93	5.44	5.56	6.08
(iv) Hours regulations			4.68	10	10	10	10
(v) Mandated cost of worker dismissal			9.63	9.63	7.93	7.93	7.93
(vi) Conscription	10	10	10	10	10	10	10
C. Business regulations			8.28	7.43	8.32	8.54	8.33
(i) Administrative requirements			6.73	3.49	3.64	3.98	3.98
(ii) Bureaucracy costs			6.2	5.32	9.39	10	8.67
(iii) Starting a business			9.91	9.92	9.93	9.91	9.93
(iv) Impartial public administration	9.76	9.76	9.76	9.76	9.66	9.43	9.64
(v) Licensing restrictions				7.29	8.5	9.09	8.95
(vi) Cost of tax compliance			8.8	8.8	8.78	8.82	8.82

Austria

	1980	1990	2000	2010	2015	2019	2020
	Rating (Rank)	Rating (Rank)	Rating (Rank)	Rating (Rank)	Rating (Rank)	Rating (Rank)	Rating (Rank)
Summary Ratings (Rank)	6.97 (14)	7.35 (17)	7.97 (16)	7.85 (16)	7.88 (24)	7.86 (29)	7.56 (33)
	Rating (Data)	Rating (Data)	Rating (Data)	Rating (Data)	Rating (Data)	Rating (Data)	Rating (Data)
1. Size of Government	4.78	5.25	5.37	5.47	5.61	5.43	4.93
A. Government consumption	4.46 (24.82)	4.4 (25.03)	4.16 (25.86)	4.07 (26.16)	3.69 (27.44)	3.72 (27.34)	3.02 (29.72)
B. Transfers and subsidies	4.11 (22.1)	4.03 (22.4)	2.93 (26.44)	2.02 (29.78)	3.1 (25.82)	3.51 (24.32)	1.72 (30.88)
C. Government investment	8.56 (20.04)	9.9 (15.35)	10 (10.37)	9.98 (15.07)	10 (13.14)	10 (12.28)	10 (13.21)
D. Top marginal tax rate	2	2	2	3.5	3.5	3.5	3.5
(i) Top marginal income tax rate	2 (62)	4 (50)	4 (50)	4 (50)	4 (50)	4 (55)	4 (55)
(ii) Top marginal income and payroll tax rate		0 (62)	0 (66)	3 (54)	3 (54)	3 (59)	3 (59)
E. State ownership of assets	4.78	5.94	7.78	7.78	7.78	6.4	6.4
2. Legal System and Property Rights	8.15	7.83	8.06	8.29	8.26	8.33	8.39
A. Judicial independence	7.69	8.16	8.27	7.8	7.67	7.78	7.82
B. Impartial courts	8.59	8.38	8.81	7.95	7.87	7.88	7.79
C. Protection of property rights		7.73	8.65	8.23	8.19	8.62	8.62
D. Military interference in rule of law and politics	10	9.86	10	10	10	10	10
E. Integrity of the legal system	8.75	8.75	8.75	8.75	8.71	8.68	9.21
F. Legal enforcement of contracts	8.25	7.48	7.48	7.31	6.86	6.99	6.99
G. Regulatory restrictions on sale of real property		7.92	7.92	8.09	8.1	8.1	8.1
H. Reliability of police			8.63	8.21	8.63	8.6	8.6
<i>Gender Legal Rights Adjustment</i>	0.88	0.88	0.88	1	1	1	1
3. Sound Money	8.4	9.63	9.63	9.64	9.62	9.42	9.18
A. Money growth	9.97 (-0.17)	9.46 (2.69)	9.18 (4.1)	9.19 (4.06)	8.76 (6.2)	8.14 (9.3)	7.2 (14.02)
B. Standard deviation of inflation	9.64 (0.9)	9.75 (0.63)	9.8 (0.5)	9.74 (0.64)	9.89 (0.28)	9.86 (0.35)	9.81 (0.49)
C. Inflation: most recent year	9 (5)	9.31 (3.45)	9.53 (2.35)	9.64 (1.81)	9.82 (0.9)	9.69 (1.53)	9.72 (1.38)
D. Freedom to own foreign currency bank accounts	5	10	10	10	10	10	10
4. Freedom to Trade Internationally	7.7	7.97	9.2	8.19	8.37	8.45	8.09
A. Tariffs	8.61	7.92	9.18	8.34	8.36	8.2	8.03
(i) Revenue from trade taxes (% of trade sector)	9.53 (0.7)	9.53 (0.7)	9.78 (0.33)	9.63 (0.55)	9.1 (1.35)	9.13 (1.3)	8.6 (2.1)
(ii) Mean tariff rate	7.68 (11.6)	8.26 (8.7)	9.52 (2.4)	8.98 (5.1)	8.98 (5.1)	8.98 (5.1)	8.98 (5.1)
(iii) Standard deviation of tariff rates		5.96 (10.1)	8.24 (4.4)	6.41 (8.98)	7 (7.5)	6.49 (8.77)	6.51 (8.72)
B. Regulatory trade barriers			9.15	7.93	8.18	8.32	8.32
(i) Non-tariff trade barriers			8.8	6.77	6.4	6.66	6.66
(ii) Compliance cost of importing and exporting			9.5	9.08	9.96	9.98	9.98
C. Black-market exchange rates	10	10	10	10	10	10	10
D. Controls of the movement of capital and people	4.5	6	8.46	6.5	6.94	7.27	6.03
(i) Financial openness	6.99	6.99	10	10	10	10	10
(ii) Capital controls	2	5	6.92	3.08	3.08	3.08	3.08
(iii) Freedom of foreigners to visit				6.42	7.74	8.74	5
5. Regulation	5.79	6.05	7.6	7.66	7.53	7.65	7.2
A. Credit market regulations	6.96	7.46	9.75	8.92	9.13	9.33	8.27
(i) Ownership of banks	5	5	10	8	8	8	8
(ii) Private sector credit	7.88	7.39	9.24	8.77	9.38	10	6.82
(iii) Interest rate controls / negative real interest rates	8	10	10	10	10	10	10
B. Labor market regulations	4.63	4.63	4.85	6.33	5.55	5.86	5.86
(i) Hiring regulations and minimum wage			4.56	10	8.9	8.9	8.9
(ii) Hiring and firing regulations		4.82	3.05	4.26	3.33	4.78	4.78
(iii) Centralized collective bargaining	4.49	4.49	3.5	2.71	2.08	2.49	2.49
(iv) Hours regulations	4.4	4.22	5.18	8	6	6	6
(v) Mandated cost of worker dismissal			9.81	10	10	10	10
(vi) Conscription	5	5	3	3	3	3	3
C. Business regulations			8.19	7.73	7.92	7.76	7.47
(i) Administrative requirements			7.53	4.21	4.45	4.47	4.47
(ii) Bureaucracy costs			7.43	8.48	8.89	8.67	6
(iii) Starting a business			8.83	8.88	9.28	9.24	9.24
(iv) Impartial public administration	9.06	9.06	9.06	9.06	9.06	8.35	9.28
(v) Licensing restrictions				7.65	7.3	7.3	7.3
(vi) Cost of tax compliance			8.09	8.09	8.53	8.53	8.53

Azerbaijan	1980	1990	2000	2010	2015	2019	2020
	Rating (Rank)	Rating (Rank)	Rating (Rank)	Rating (Rank)	Rating (Rank)	Rating (Rank)	Rating (Rank)
Summary Ratings (Rank)				5.82 (130)	6.29 (115)	6.43 (116)	6.21 (119)
	Rating (Data)	Rating (Data)	Rating (Data)	Rating (Data)	Rating (Data)	Rating (Data)	Rating (Data)
1. Size of Government			7.4	4.44	5.34	5.01	4.55
A. Government consumption				4.12 (26)	6.48 (17.96)	7.05 (16.03)	5.64 (20.83)
B. Transfers and subsidies			7.09 (11.19)	8.26 (6.88)	7.37 (10.16)	7.71 (8.9)	7.71 (8.9)
C. Government investment			10 (13.06)	0 (67.39)	1.53 (44.65)	0 (57.6)	0 (57.6)
D. Top marginal tax rate				5	6.5	6.5	6.5
(i) Top marginal income tax rate				7 (35)	9 (25)	9 (25)	9 (25)
(ii) Top marginal income and payroll tax rate				3 (49)	4 (41)	4 (41)	4 (44)
E. State ownership of assets		3.64	5.12	4.8	4.8	3.78	2.9
2. Legal System and Property Rights	3.64	4.47	4.78	4.93	4.99	5.24	5.24
A. Judicial independence	4.24	3.95	3.14	3.41	3.44	3.89	4.02
B. Impartial courts	4.3	3.91	2.87	3.29	3.65	3.81	3.58
C. Protection of property rights			3.01	4.73	5.4	6.81	6.81
D. Military interference in rule of law and politics		6.67	6.67	5.83	5	5	5
E. Integrity of the legal system	3.46	5.06	4.49	4.05	3.79	4.01	4.13
F. Legal enforcement of contracts			7.33	7.55	7.25	7.25	7.25
G. Regulatory restrictions on sale of real property			8.72	9.73	9.77	7.61	7.61
H. Reliability of police			5.75	4.64	5.45	7.6	7.6
<i>Gender Legal Rights Adjustment</i>	0.82	0.82	0.82	0.82	0.82	0.82	0.82
3. Sound Money				6.44	7.24	7.29	7.27
A. Money growth			6.32 (18.38)	7.75 (11.26)	9.41 (2.93)	9 (5)	8.76 (6.21)
B. Standard deviation of inflation				4.14 (14.66)	5.36 (11.59)	5.69 (10.78)	5.87 (10.33)
C. Inflation: most recent year				8.87 (5.67)	9.17 (4.17)	9.48 (2.61)	9.45 (2.76)
D. Freedom to own foreign currency bank accounts				5	5	5	5
4. Freedom to Trade Internationally				6.32	7.03	7.24	7.01
A. Tariffs				8.13	7.94	7.52	7.55
(i) Revenue from trade taxes (% of trade sector)				9.39 (0.92)	9.03 (1.45)	8.73 (1.91)	8.73 (1.91)
(ii) Mean tariff rate				8.22 (8.9)	8.18 (9.1)	8.26 (8.7)	8.26 (8.7)
(iii) Standard deviation of tariff rates				6.8 (8.01)	6.61 (8.46)	5.58 (11.05)	5.65 (10.88)
B. Regulatory trade barriers				4.47	6.61	7.42	7.42
(i) Non-tariff trade barriers				4.59	5.59	6.63	6.63
(ii) Compliance cost of importing and exporting				4.36	7.64	8.2	8.2
C. Black-market exchange rates				10	10	10	10
D. Controls of the movement of capital and people			1.66	2.69	3.57	4.01	3.09
(i) Financial openness			1.66	3.46	4.66	4.64	4.64
(ii) Capital controls				4.62	4.62	4.62	4.62
(iii) Freedom of foreigners to visit				0	1.44	2.77	0
5. Regulation			4.3	6.98	6.88	7.37	6.96
A. Credit market regulations				8	7.57	8.33	7.11
(i) Ownership of banks				5	5	5	5
(ii) Private sector credit			6.52	10	8.72	10	7.32
(iii) Interest rate controls / negative real interest rates				9	9	10	9
B. Labor market regulations				6.69	6.4	6.54	6.54
(i) Hiring regulations and minimum wage				8.33	8.33	8.33	8.33
(ii) Hiring and firing regulations				7.24	5.84	7.25	7.25
(iii) Centralized collective bargaining				7.82	7.45	8.18	8.18
(iv) Hours regulations				8	8	6	6
(v) Mandated cost of worker dismissal				7.76	7.76	8.5	8.5
(vi) Conscription				1	1	1	1
C. Business regulations				6.26	6.68	7.22	7.23
(i) Administrative requirements				4.48	5.52	7.21	7.21
(ii) Bureaucracy costs				6.52	6.44	6.22	6.22
(iii) Starting a business				9.72	9.89	9.88	9.88
(iv) Impartial public administration		4.29	2.84	2.54	2.79	2.78	2.82
(v) Licensing restrictions				6.85	7.6	9.02	9.02
(vi) Cost of tax compliance			1.53	7.48	7.81	8.22	8.22

Bahamas, The

	1980	1990	2000	2010	2015	2019	2020
	Rating (Rank)	Rating (Rank)	Rating (Rank)	Rating (Rank)	Rating (Rank)	Rating (Rank)	Rating (Rank)
Summary Ratings (Rank)	6.62 (21)	6.67 (29)	6.65 (66)	7.47 (44)	7.55 (44)	7.21 (73)	7.02 (71)
	Rating (Data)	Rating (Data)	Rating (Data)	Rating (Data)	Rating (Data)	Rating (Data)	Rating (Data)
1. Size of Government	8.94	9.01	8.54	8.94	9.04	8.84	8.65
A. Government consumption	6.81 (16.85)	7.18 (15.6)	5.18 (22.4)	6.8 (16.87)	7.11 (15.82)	6.39 (18.28)	5.96 (19.73)
B. Transfers and subsidies	10 (0.5)	9.86	8.97 (4.29)	8.97 (4.28)	9.04 (4.02)	8.96 (4.32)	8.62 (5.55)
C. Government investment			10 (3.9)	10 (6.74)	10 (8.29)	10 (6.12)	10 (6.12)
D. Top marginal tax rate	10	10	10	10	10	10	10
(i) Top marginal income tax rate	10 (0)	10 (0)	10 (0)	10 (0)	10 (0)	10 (0)	10 (0)
(ii) Top marginal income and payroll tax rate			10 (5-9)	10 (10)	10 (9)	10 (9)	10 (9)
E. State ownership of assets							
2. Legal System and Property Rights	7.01	5.9	5.61	6.52	7.02	6.32	6.23
A. Judicial independence	7.34	6.14	6.03	6.61	7.15	7.15	7.15
B. Impartial courts		7.22	6.16	5.39	6.62	5.7	5.12
C. Protection of property rights		3	3	7.84			
D. Military interference in rule of law and politics	8.33	8.33	10	10	10	10	10
E. Integrity of the legal system	6.67	6.67	4.69	4.82	7.5	6.67	6.67
F. Legal enforcement of contracts			5.49	5.49	4.7	4.6	4.6
G. Regulatory restrictions on sale of real property			4.98	3.06	6.15	3.82	3.82
H. Reliability of police			7.36	8.95			
<i>Gender Legal Rights Adjustment</i>	0.88	0.88	0.88	1	1	1	1
3. Sound Money	6.33	6.9	6.9	7.16	7.11	8.26	6.8
A. Money growth	8.72 (6.41)	8.9 (5.51)	8.18 (9.1)	9.37 (3.17)	9.99 (0.06)	9.63 (1.85)	9.63 (1.85)
B. Standard deviation of inflation	8.58 (3.54)	9.32 (1.7)	9.64 (0.9)	9.53 (1.18)	8.81 (2.99)	8.89 (2.77)	7.59 (6.01)
C. Inflation: most recent year	8 (10.01)	9.37 (3.16)	9.79 (1.04)	9.73 (1.34)	9.63 (1.87)	9.5 (2.49)	9.99 (0.04)
D. Freedom to own foreign currency bank accounts	0	0	0	0	0	5	0
4. Freedom to Trade Internationally	3.86	4.08	4.7	5.99	6.26	5.4	5.22
A. Tariffs	4.32	3.6	3.33	3.27	3.33	3.96	3.19
(i) Revenue from trade taxes (% of trade sector)	4.6 (8.1)	3.6 (9.6)	3.67 (9.5)	4.04 (8.94)	4.5 (8.25)	6.84 (4.74)	4.53 (8.2)
(ii) Mean tariff rate	4.04 (29.8)		3 (35)	2.82 (35.9)	3.22 (33.9)	3.5 (32.5)	3.5 (32.5)
(iii) Standard deviation of tariff rates				2.96 (17.59)	2.27 (19.32)	1.55 (21.13)	1.55 (21.13)
B. Regulatory trade barriers				7.76	8.11	4.05	7.41
(i) Non-tariff trade barriers						0	6.71
(ii) Compliance cost of importing and exporting				7.76	8.11	8.11	8.11
C. Black-market exchange rates	6	7.4	10	10	10	10	10
D. Controls of the movement of capital and people	1.25	1.25	0.77	2.91	3.59	3.59	0.26
(i) Financial openness	2.51	2.51	0	0	0	0	0
(ii) Capital controls	0	0	1.54	0.77	0.77	0.77	0.77
(iii) Freedom of foreigners to visit				7.97	10	10	0
5. Regulation	6.98	7.45	7.51	8.72	8.32	7.23	8.23
A. Credit market regulations	8.62	9.84	10	9.21	9.07	9.81	8.45
(i) Ownership of banks	10	10	10	10	10	10	10
(ii) Private sector credit	7.86	9.53	10	7.62	8.22	9.44	5.35
(iii) Interest rate controls / negative real interest rates	8	10	10	10	9	10	10
B. Labor market regulations				8.86	8.36	5.57	8.36
(i) Hiring regulations and minimum wage				8.9	8.9	8.9	8.9
(ii) Hiring and firing regulations						0	
(iii) Centralized collective bargaining						0	
(iv) Hours regulations				10	8	8	8
(v) Mandated cost of worker dismissal				6.55	6.55	6.55	6.55
(vi) Conscription	10	10	10	10	10	10	10
C. Business regulations				8.1	7.52	6.31	7.88
(i) Administrative requirements						0	
(ii) Bureaucracy costs				6.21	5.56	5.78	5.78
(iii) Starting a business				8.92	9.17	9.52	9.52
(iv) Impartial public administration							
(v) Licensing restrictions				7.91	7.98	7.98	7.98
(vi) Cost of tax compliance				9.35	7.39	8.26	8.26

Bahrain

	1980	1990	2000	2010	2015	2019	2020
	Rating (Rank)	Rating (Rank)	Rating (Rank)	Rating (Rank)	Rating (Rank)	Rating (Rank)	Rating (Rank)
Summary Ratings (Rank)	6.8 (15)	6.45 (33)	7.11 (40)	7.1 (66)	7.23 (64)	7.43 (56)	7.47 (39)
	Rating (Data)	Rating (Data)	Rating (Data)	Rating (Data)	Rating (Data)	Rating (Data)	Rating (Data)
1. Size of Government	6.4	4.5	6.68	6.41	6.99	7.11	7.08
A. Government consumption	3.25 (28.95)	0 (43.78)	3.78 (27.15)	4.74 (23.9)	3.49 (28.14)	3.44 (28.31)	3.42 (28.36)
B. Transfers and subsidies	9.81 (1.2)	9.64 (1.8)	9.43 (2.59)	9.44 (2.56)	9.46 (2.47)	9.54 (2.18)	9.43 (2.58)
C. Government investment		0.32 (48.87)	7.66 (23.21)	5.34 (31.3)	9.47 (16.87)	10 (14.39)	10 (14.39)
D. Top marginal tax rate	10	10	10	10	10	10	10
(i) Top marginal income tax rate	10 (0)	10 (0)	10 (0)	10 (0)	10 (0)	10 (0)	10 (0)
(ii) Top marginal income and payroll tax rate		10 (0)		10 (17)	10 (17)	10 (17)	10 (17)
E. State ownership of assets	2.55	2.55	2.55	2.55	2.55	2.55	2.55
2. Legal System and Property Rights	4.02	4.04	3.83	4.27	4.36	4.73	4.92
A. Judicial independence	4.43	4.39	4.79	5.5	5.38	5.34	5.37
B. Impartial courts		6.09	4.99	5.3	5.36	5.25	5.1
C. Protection of property rights			5	5.78	7.44	7.84	7.84
D. Military interference in rule of law and politics	8.33	8.33	5	5	5	5	5
E. Integrity of the legal system	5.07	5.07	5.91	5.53	4.82	4.86	5
F. Legal enforcement of contracts			4.79	4.79	4.79	4.79	4.79
G. Regulatory restrictions on sale of real property			9.12	8.53	8.86	9.4	9.4
H. Reliability of police			5.7	7.96	7.76	8.95	8.95
<i>Gender Legal Rights Adjustment</i>	0.35	0.35	0.35	0.41	0.41	0.47	0.53
3. Sound Money	8.68	8.83	9.03	8.3	9.18	9.34	9.43
A. Money growth		9.78 (-1.1)	9.35 (3.24)	8.18 (9.12)	9.95 (0.27)	9.95 (0.27)	9.95 (0.27)
B. Standard deviation of inflation	6.81 (7.98)	6.92 (7.71)	6.91 (7.73)	5.4 (11.5)	7.13 (7.17)	7.6 (5.99)	8.24 (4.41)
C. Inflation: most recent year	9.22 (3.9)	8.63 (6.84)	9.86 (-0.7)	9.61 (1.96)	9.63 (1.84)	9.8 (1.01)	9.54 (-2.32)
D. Freedom to own foreign currency bank accounts	10	10	10	10	10	10	10
4. Freedom to Trade Internationally	8.46	8.42	9.29	8.13	7.64	8.27	8.26
A. Tariffs	9.39	9.27	9.19	8.22	8.61	8.4	8.37
(i) Revenue from trade taxes (% of trade sector)	9.39 (0.91)	9.27 (1.1)	9.19 (1.21)	9.42 (0.87)	9.48 (0.78)	9.71 (0.44)	9.71 (0.44)
(ii) Mean tariff rate				8.98 (5.1)	9.06 (4.7)	9.04 (4.8)	9.04 (4.8)
(iii) Standard deviation of tariff rates				6.26 (9.36)	7.29 (6.77)	6.45 (8.88)	6.37 (9.07)
B. Regulatory trade barriers			9.5	8.29	6.3	6.74	6.74
(i) Non-tariff trade barriers				8.28	6.71	6.81	6.81
(ii) Compliance cost of importing and exporting			9.5	8.31	5.88	6.67	6.67
C. Black-market exchange rates	10	10	10	10	10	10	10
D. Controls of the movement of capital and people	6	6	8.46	6.02	5.64	7.93	7.93
(i) Financial openness	10	10	10	10	10	10	10
(ii) Capital controls	2	2	6.92	7.5	6.15	6.15	6.15
(iii) Freedom of foreigners to visit				0.55	0.77	7.63	7.63
5. Regulation	6.42	6.44	6.7	8.37	8	7.71	7.68
A. Credit market regulations	8.71	8.49	9.34	8.47	8.43	7.61	7.61
(i) Ownership of banks	8	8	10	10	10	10	10
(ii) Private sector credit	9.42	7.47	8.01	8.42	5.28	2.83	2.83
(iii) Interest rate controls / negative real interest rates		10	10	7	10	10	10
B. Labor market regulations				8.87	8.22	7.9	7.9
(i) Hiring regulations and minimum wage				10	8.33	8.33	8.33
(ii) Hiring and firing regulations				4.79	5.69	5.98	5.98
(iii) Centralized collective bargaining				8.42	7.7	8.06	8.06
(iv) Hours regulations				10	8	8	8
(v) Mandated cost of worker dismissal				10	9.59	7.03	7.03
(vi) Conscription	10	10	10	10	10	10	10
C. Business regulations				7.77	7.36	7.61	7.54
(i) Administrative requirements				6.45	6.08	6.06	6.06
(ii) Bureaucracy costs				7.73	7.78	8	7.56
(iii) Starting a business				8.85	9.67	9.71	9.71
(iv) Impartial public administration	3.99	3.99	3.99	3.99	2.41	2.41	2.41
(v) Licensing restrictions				9.98	8.53	9.76	9.76
(vi) Cost of tax compliance				9.6	9.7	9.75	9.75

Bangladesh

	1980	1990	2000	2010	2015	2019	2020
	Rating (Rank)	Rating (Rank)	Rating (Rank)	Rating (Rank)	Rating (Rank)	Rating (Rank)	Rating (Rank)
Summary Ratings (Rank)	3.55 (105)	4.28 (101)	5.92 (87)	6.22 (114)	6.13 (122)	6.04 (132)	5.89 (139)
	Rating (Data)	Rating (Data)	Rating (Data)	Rating (Data)	Rating (Data)	Rating (Data)	Rating (Data)
1. Size of Government	5.18	6.76	8.33	8.9	8.56	8.11	8.19
A. Government consumption	9.89 (6.38)	10 (4.82)	10 (5.6)	9.79 (6.7)	9.72 (6.94)	9.31 (8.33)	9.34 (8.23)
B. Transfers and subsidies			9.28 (3.15)	9.56 (2.1)	9.72 (1.51)	9.71 (1.55)	9.71 (1.55)
C. Government investment	3.95 (36.19)	2.15 (42.48)	6.42 (27.52)	9.2 (17.81)	7.54 (23.61)	7.02 (25.43)	6.4 (27.61)
D. Top marginal tax rate	1	9	9	9	9	8	9
(i) Top marginal income tax rate	1 (60)	9 (25)	9 (25)	9 (25)	9 (25)	8 (30)	9 (25)
(ii) Top marginal income and payroll tax rate		9 (25)	9 (25)	9 (25)	9 (25)	8 (30)	9 (25)
E. State ownership of assets	5.89	5.89	6.97	6.97	6.82	6.48	6.48
2. Legal System and Property Rights	3.04	2.28	2.67	3.1	2.91	2.87	2.9
A. Judicial independence	5.92	5.91	5.02	3.88	3.49	3.06	3.15
B. Impartial courts	4.07	4.01	3.45	3.7	3.54	3.65	3.6
C. Protection of property rights		2.02	3.17	4.38	4.53	4.31	4.31
D. Military interference in rule of law and politics	1.67	1.67	5	4.93	4.17	4.17	4.17
E. Integrity of the legal system	2.6	2.6	3.62	3.41	3.12	3.08	3.29
F. Legal enforcement of contracts		1.15	1.15	1.15	0.94	0.94	0.94
G. Regulatory restrictions on sale of real property		1.35	1.35	3.2	3.09	2.67	2.67
H. Reliability of police			2.27	3.44	3.48	4.18	4.18
<i>Gender Legal Rights Adjustment</i>	0.71	0.71	0.71	0.76	0.76	0.76	0.76
3. Sound Money	4.57	6.63	6.93	6.53	6.74	6.91	6.9
A. Money growth	6.75 (16.27)	8.33 (8.34)	8.69 (6.54)	8.25 (8.76)	8.66 (6.69)	9.11 (4.43)	9.19 (4.06)
B. Standard deviation of inflation	4.23 (14.43)	9.16 (2.1)	9.46 (1.36)	9.48 (1.3)	9.53 (1.18)	9.66 (0.86)	9.55 (1.14)
C. Inflation: most recent year	7.32 (13.39)	9.03 (4.87)	9.56 (2.21)	8.37 (8.13)	8.76 (6.19)	8.88 (5.59)	8.86 (5.69)
D. Freedom to own foreign currency bank accounts	0	0	0	0	0	0	0
4. Freedom to Trade Internationally	0.18	0.21	5.47	5.67	5.67	5.76	4.92
A. Tariffs	0.53	0.64	5.19	6.41	6.54	6.33	6.33
(i) Revenue from trade taxes (% of trade sector)	1.07 (13.4)	1.93 (12.1)	5.33 (7)	5.65 (6.52)	6.24 (5.64)	5.55 (6.68)	5.55 (6.68)
(ii) Mean tariff rate	0 (99.9)	0 (102.2)	5.68 (21.6)	7.06 (14.7)	7.22 (13.9)	7.2 (14)	7.2 (14)
(iii) Standard deviation of tariff rates		0 (50.4)	4.56 (13.6)	6.53 (8.67)	6.16 (9.59)	6.25 (9.38)	6.25 (9.38)
B. Regulatory trade barriers			5.87	5.72	3.04	2.82	2.82
(i) Non-tariff trade barriers			4.73	5.32	5.91	5.63	5.63
(ii) Compliance cost of importing and exporting			7	6.13	0.16	0	0
C. Black-market exchange rates	0	0	10	10	10	10	10
D. Controls of the movement of capital and people	0	0	0.83	0.55	3.1	3.88	0.55
(i) Financial openness	0	0	1.66	1.66	1.66	1.64	1.64
(ii) Capital controls	0	0	0	0	0	0	0
(iii) Freedom of foreigners to visit				0	7.63	10	0
5. Regulation	4.79	5.54	6.22	6.88	6.77	6.56	6.56
A. Credit market regulations	3.44	5.76	6.68	8.26	7.88	7.83	7.82
(i) Ownership of banks	0	0	2	5	5	5	5
(ii) Private sector credit	4.31	7.28	8.05	9.79	8.63	8.48	8.45
(iii) Interest rate controls / negative real interest rates	6	10	10	10	10	10	10
B. Labor market regulations			6.09	6.68	7.26	7.05	7.05
(i) Hiring regulations and minimum wage			4.6	5.57	10	10	10
(ii) Hiring and firing regulations			4.97	6.23	5.48	4.69	4.69
(iii) Centralized collective bargaining			6.63	6.94	6.72	6.28	6.28
(iv) Hours regulations			10	10	10	10	10
(v) Mandated cost of worker dismissal			0.36	1.37	1.37	1.37	1.37
(vi) Conscription	10	10	10	10	10	10	10
C. Business regulations			5.88	5.68	5.18	4.8	4.8
(i) Administrative requirements			7.55	3.4	3.6	3.88	3.88
(ii) Bureaucracy costs			5.73	5.15	3.78	2.67	2.67
(iii) Starting a business			7.74	9.07	9.23	9.28	9.28
(iv) Impartial public administration	2.75	3.15	2.84	2.49	2.84	1.38	1.38
(v) Licensing restrictions				7.36	6.53	6.45	6.45
(vi) Cost of tax compliance			5.52	6.61	5.12	5.12	5.12

Barbados

	1980	1990	2000	2010	2015	2019	2020
Summary Ratings (Rank)	Rating (Rank) 6.03 (30)	Rating (Rank) 6 (41)	Rating (Rank) 6.41 (77)	Rating (Rank) 6.51 (101)	Rating (Rank) 6.73 (95)	Rating (Rank) 7.05 (82)	Rating (Rank) 7.01 (72)
	Rating (Data)	Rating (Data)	Rating (Data)	Rating (Data)	Rating (Data)	Rating (Data)	Rating (Data)
1. Size of Government	6.00	6.14	6.89	7.00	7.19	6.96	7.32
A. Government consumption	6.09 (19.28)	4.69 (24.07)	7.24 (15.39)	6.89 (16.56)	7.32 (15.1)	8.05 (12.63)	7.79 (13.52)
B. Transfers and subsidies	10 (0.2)	10 (0.5)	10 (0)	6.23 (14.35)	5.95 (15.38)	6.65 (12.81)	6.65 (12.81)
C. Government investment			6.82 (26.14)	10 (11.8)	9.79 (15.72)	10 (14.19)	10 (14.19)
D. Top marginal tax rate	1	3	3.5	5	6	3	5.5
(i) Top marginal income tax rate	1 (60)	4 (50)	5 (40)	7 (35)	6 (38)	5 (40)	8 (29)
(ii) Top marginal income and payroll tax rate		2 (54)	2 (53)	3 (47)	6 (38)	1 (57)	3 (46)
E. State ownership of assets	6.89	6.89	6.89	6.89	6.89	7.13	6.69
2. Legal System and Property Rights	7.15	5.67	5.78	6.05	5.99	5.79	5.91
A. Judicial independence	8.39	7.16	7.17	8.23	7.62	7.26	7.22
B. Impartial courts	7.87	7.41	7.85	7.2	6.49	5.56	5.38
C. Protection of property rights		3	3	8.04	6.5	5.85	5.85
D. Military interference in rule of law and politics			5	5			
E. Integrity of the legal system	6.53	6.54	6.6	6.13	6.5	6.66	7.74
F. Legal enforcement of contracts				3.8	3.8	3.8	3.8
G. Regulatory restrictions on sale of real property				4.71	6.17	7.58	7.58
H. Reliability of police			7.22	8.34	7.5	6.4	6.4
<i>Gender Legal Rights Adjustment</i>	0.88	0.88	0.88	0.88	0.88	0.88	0.88
3. Sound Money	5.16	6.52	7.03	6.57	7.13	8.14	8.18
A. Money growth	7.58 (12.11)	8.53 (7.36)	9.21 (3.94)	9.18 (4.09)	9.45 (-2.77)	9.53 (2.34)	9.53 (2.34)
B. Standard deviation of inflation	7.59 (6.03)	8.64 (3.39)	9.4 (1.5)	8.26 (4.36)	9.27 (1.82)	8.84 (2.9)	8.78 (3.04)
C. Inflation: most recent year	5.49 (22.56)	8.91 (5.45)	9.51 (2.44)	8.84 (5.82)	9.79 (-1.06)	9.18 (4.1)	9.42 (2.9)
D. Freedom to own foreign currency bank accounts	0	0	0	0	0	5	5
4. Freedom to Trade Internationally	5.39	4.96	5.61	6.37	6.62	6.74	6.02
A. Tariffs	7.53	6.06	6.2	5.8	7.12	7.17	7.17
(i) Revenue from trade taxes (% of trade sector)	7.53 (3.7)	7.6 (3.6)		8.35 (2.47)	7.86 (3.21)	8.01 (2.99)	8.01 (2.99)
(ii) Mean tariff rate			6.2 (19)	7.3 (13.5)	7.86 (10.7)	7.86 (10.7)	7.86 (10.7)
(iii) Standard deviation of tariff rates		4.52 (13.7)		1.74 (20.66)	5.63 (10.91)	5.63 (10.91)	5.63 (10.91)
B. Regulatory trade barriers				5.79	5.66	6.36	6.36
(i) Non-tariff trade barriers				5.79	6.04	6.56	6.56
(ii) Compliance cost of importing and exporting					5.29	6.16	6.16
C. Black-market exchange rates	7.8	8	9.8	10	10	10	10
D. Controls of the movement of capital and people	0.83	0.83	0.83	3.89	3.69	3.42	0.55
(i) Financial openness	1.66	1.66	1.66	1.66	1.66	1.64	1.64
(ii) Capital controls	0	0	0	0	0	0	0
(iii) Freedom of foreigners to visit				10	9.4	8.63	0
5. Regulation	6.43	6.72	6.76	6.57	6.71	7.62	7.62
A. Credit market regulations	7.19	8.25	8.37	6.16	6.29	9.33	9.33
(i) Ownership of banks	8	8	8	8	8	8	8
(ii) Private sector credit	7.58	6.74	7.11	0.48	0.86	10	10
(iii) Interest rate controls / negative real interest rates	6	10	10	10	10	10	10
B. Labor market regulations				6.93	7.14	6.99	6.99
(i) Hiring regulations and minimum wage					8.9	8.9	8.9
(ii) Hiring and firing regulations				4.85	3.9	2.99	2.99
(iii) Centralized collective bargaining				5.94	6.35	6.37	6.37
(iv) Hours regulations					8	8	8
(v) Mandated cost of worker dismissal					5.68	5.68	5.68
(vi) Conscription	10	10	10	10	10	10	10
C. Business regulations				6.62	6.71	6.55	6.55
(i) Administrative requirements				6.13	4.18	3.26	3.26
(ii) Bureaucracy costs				6.06	6.67	6.89	6.89
(iii) Starting a business					9.44	9.41	9.41
(iv) Impartial public administration	7.78	7.46	7.46	7.66	7.66	7.44	7.44
(v) Licensing restrictions					5	5	5
(vi) Cost of tax compliance					7.34	7.3	7.3

Belarus

	1980	1990	2000	2010	2015	2019	2020
	Rating (Rank)	Rating (Rank)	Rating (Rank)	Rating (Rank)	Rating (Rank)	Rating (Rank)	Rating (Rank)
Summary Ratings (Rank)						6.48 (112)	6.83 (83)
	Rating (Data)	Rating (Data)	Rating (Data)	Rating (Data)	Rating (Data)	Rating (Data)	Rating (Data)
1. Size of Government		5.59	6.83	6.79	6.79	5.39	5.24
A. Government consumption						4.78 (23.76)	4.49 (24.73)
B. Transfers and subsidies						5.49 (17.07)	5.72 (16.2)
C. Government investment		10 (9.82)	10 (10.07)	10 (10.93)	10 (12.22)		
D. Top marginal tax rate						7.5	7.5
(i) Top marginal income tax rate						10 (13)	10 (13)
(ii) Top marginal income and payroll tax rate						5 (36)	5 (36)
E. State ownership of assets		1.19	3.66	3.59	3.59	3.79	3.23
2. Legal System and Property Rights	4.99	5.68	5.83	6.26	5.66	5.66	5.47
A. Judicial independence	4.98	5.76	4.8	5.27	3.86	3.73	3.69
B. Impartial courts	6.58	5.07	5.29	5.4	5.66	5.68	5.11
C. Protection of property rights			7.41	7.86			
D. Military interference in rule of law and politics		8.33	8.33	5	5	5	5
E. Integrity of the legal system	4.87	5.77	4.87	4.93	4.65	4.78	4.22
F. Legal enforcement of contracts			6.95	7.24	6.97	6.97	6.97
G. Regulatory restrictions on sale of real property			4.33	9.94	9.94	9.91	9.91
H. Reliability of police			7.6	7.6			
<i>Gender Legal Rights Adjustment</i>	0.82	0.82	0.88	0.88	0.88	0.88	0.88
3. Sound Money						9.01	9.16
A. Money growth			0 (127.13)	6.68 (16.58)	5.83 (20.86)	8.56 (7.22)	8.39 (8.05)
B. Standard deviation of inflation					0 (29.97)	8.61 (3.46)	9.37 (1.57)
C. Inflation: most recent year					7.29 (13.53)	8.88 (5.6)	8.89 (5.55)
D. Freedom to own foreign currency bank accounts						10	10
4. Freedom to Trade Internationally						6.18	7.3
A. Tariffs						7.81	7.89
(i) Revenue from trade taxes (% of trade sector)						8.2 (2.7)	8.45 (2.32)
(ii) Mean tariff rate						8.64 (6.8)	8.64 (6.8)
(iii) Standard deviation of tariff rates						6.6 (8.5)	6.57 (8.57)
B. Regulatory trade barriers						4.85	7.93
(i) Non-tariff trade barriers						0	6.15
(ii) Compliance cost of importing and exporting						9.7	9.7
C. Black-market exchange rates						10	10
D. Controls of the movement of capital and people			0	1.66	0.89	2.06	3.4
(i) Financial openness			0	1.66	0	1.64	1.64
(ii) Capital controls						1.54	1.54
(iii) Freedom of foreigners to visit					1.77	2.99	7.01
5. Regulation						6.17	6.98
A. Credit market regulations						7.33	6.66
(i) Ownership of banks					2	2	2
(ii) Private sector credit						10	8.97
(iii) Interest rate controls / negative real interest rates						10	9
B. Labor market regulations						4.79	7.19
(i) Hiring regulations and minimum wage						10	10
(ii) Hiring and firing regulations						0	
(iii) Centralized collective bargaining						0	
(iv) Hours regulations						10	10
(v) Mandated cost of worker dismissal						7.76	7.76
(vi) Conscription						1	1
C. Business regulations						6.37	7.1
(i) Administrative requirements						0	
(ii) Bureaucracy costs						6.44	6
(iii) Starting a business						9.72	9.72
(iv) Impartial public administration		6.09	5.19	5.71	5.56	5.65	3.32
(v) Licensing restrictions						8.34	8.34
(vi) Cost of tax compliance						8.09	8.09

Belgium

	1980	1990	2000	2010	2015	2019	2020
	Rating (Rank)	Rating (Rank)	Rating (Rank)	Rating (Rank)	Rating (Rank)	Rating (Rank)	Rating (Rank)
Summary Ratings (Rank)	7.46 (8)	7.51 (14)	7.81 (21)	7.62 (30)	7.68 (40)	7.62 (44)	7.37 (46)
	Rating (Data)	Rating (Data)	Rating (Data)	Rating (Data)	Rating (Data)	Rating (Data)	Rating (Data)
1. Size of Government	4.87	5.76	5.26	4.79	4.69	4.75	4.32
A. Government consumption	5.43 (21.55)	6.44 (18.1)	3.45 (28.26)	2.53 (31.39)	2.41 (31.82)	2.68 (30.89)	1.98 (33.26)
B. Transfers and subsidies	3.05 (26)	3.32 (25)	3.81 (23.21)	2.43 (28.29)	2.01 (29.82)	2.05 (29.67)	0.63 (34.89)
C. Government investment	7.74 (22.9)	10 (8.37)	10 (10.69)	10 (10.65)	10 (10.09)	10 (10.88)	10 (11.47)
D. Top marginal tax rate	0	1	1	1	1	1	1
(i) Top marginal income tax rate	0 (76)	2 (55-61)	2 (58-62.7)	2 (50-55)	2 (50-55)	2 (50-55)	2 (50-55)
(ii) Top marginal income and payroll tax rate		0 (70)	0 (70.8)	0 (68-71)	0 (67-70)	0 (66-69)	0 (66-69)
E. State ownership of assets	8.11	8.01	8.01	8.01	8.01	8.01	8.01
2. Legal System and Property Rights	7.87	6.58	6.88	6.95	7.55	7.45	7.52
A. Judicial independence	7.58	7.04	7.57	7.47	7.7	7.57	7.72
B. Impartial courts	8.67	7.67	8.26	7.3	7.57	7.32	7.24
C. Protection of property rights		6.9	7.57	7.28	7.89	7.86	7.86
D. Military interference in rule of law and politics	10	10	10	10	10	10	10
E. Integrity of the legal system	8.65	8.65	7.82	7.82	7.82	7.78	8.27
F. Legal enforcement of contracts	8.25	6.95	6.95	6.92	6.53	6.53	6.53
G. Regulatory restrictions on sale of real property		3.3	3.3	4.62	4.77	4.9	4.9
H. Reliability of police			7.03	7.7	8.13	7.6	7.6
<i>Gender Legal Rights Adjustment</i>	0.82	0.82	0.88	0.88	1	1	1
3. Sound Money	9.58	9.74	9.62	9.69	9.66	9.41	9.23
A. Money growth	9.78 (1.1)	9.97 (0.17)	9.1 (4.48)	9.35 (3.25)	9 (5.01)	8.03 (9.83)	7.13 (14.34)
B. Standard deviation of inflation	9.38 (1.56)	9.62 (0.95)	9.89 (0.28)	9.87 (0.34)	9.77 (0.57)	9.91 (0.23)	9.94 (0.16)
C. Inflation: most recent year	9.16 (4.18)	9.37 (3.14)	9.49 (2.54)	9.56 (2.19)	9.89 (0.56)	9.71 (1.44)	9.85 (0.74)
D. Freedom to own foreign currency bank accounts	10	10	10	10	10	10	10
4. Freedom to Trade Internationally	8.93	9.49	9.09	8.42	8.46	8.39	8.03
A. Tariffs	9.02	8.46	9.18	8.34	8.36	8.2	8.03
(i) Revenue from trade taxes (% of trade sector)	9.8 (0.3)	9.73 (0.4)	9.78 (0.33)	9.63 (0.55)	9.1 (1.35)	9.13 (1.3)	8.6 (2.1)
(ii) Mean tariff rate	8.24 (8.8)	8.52 (7.4)	9.52 (2.4)	8.98 (5.1)	8.98 (5.1)	8.98 (5.1)	8.98 (5.1)
(iii) Standard deviation of tariff rates		7.12 (7.2)	8.24 (4.4)	6.41 (8.98)	7 (7.5)	6.49 (8.77)	6.51 (8.72)
B. Regulatory trade barriers			8.86	8.34	8.29	7.81	7.81
(i) Non-tariff trade barriers			8.22	7.69	6.62	5.64	5.64
(ii) Compliance cost of importing and exporting			9.5	8.99	9.96	9.98	9.98
C. Black-market exchange rates	10	10	10	10	10	10	10
D. Controls of the movement of capital and people	7.76	10	8.33	7.01	7.2	7.53	6.28
(i) Financial openness	5.51	10	8.2	10	10	10	10
(ii) Capital controls	10	10	8.46	4.62	3.85	3.85	3.85
(iii) Freedom of foreigners to visit				6.42	7.74	8.74	5
5. Regulation	6.05	6.02	8.18	8.24	8.02	8.12	7.75
A. Credit market regulations	8.6	8.4	10	9.6	8.94	9.08	8.08
(i) Ownership of banks	10	10	10	10	8	8	8
(ii) Private sector credit	5.8	5.21	10	8.81	8.82	9.23	6.24
(iii) Interest rate controls / negative real interest rates	10	10	10	10	10	10	10
B. Labor market regulations	3.49	3.63	5.6	7.38	7.24	7.42	7.42
(i) Hiring regulations and minimum wage			5.12	8.9	8.9	8.9	8.9
(ii) Hiring and firing regulations		3.77	3.1	3.17	3.74	3.75	3.75
(iii) Centralized collective bargaining	4.49	4.49	4.17	4.23	4.79	5.85	5.85
(iv) Hours regulations	2.99	3.25	2.67	8	6	6	6
(v) Mandated cost of worker dismissal			8.52	10	10	10	10
(vi) Conscription	3	3	10	10	10	10	10
C. Business regulations			8.93	7.74	7.89	7.87	7.75
(i) Administrative requirements			8.2	2.49	3.73	3.5	3.5
(ii) Bureaucracy costs			8.88	8.33	8.67	8.44	7.78
(iii) Starting a business			8.72	9.76	9.76	9.78	9.78
(iv) Impartial public administration	9.53	9.53	9.53	9.53	9.53	9.53	9.53
(v) Licensing restrictions				8.07	7.46	7.46	7.46
(vi) Cost of tax compliance			9.33	8.25	8.2	8.48	8.48

Belize

	1980	1990	2000	2010	2015	2019	2020
	Rating (Rank)	Rating (Rank)	Rating (Rank)	Rating (Rank)	Rating (Rank)	Rating (Rank)	Rating (Rank)
Summary Ratings (Rank)	6.05 (29)	5.95 (45)	5.89 (90)	6.45 (103)	6.46 (108)	6.41 (117)	6.23 (118)
	Rating (Data)	Rating (Data)	Rating (Data)	Rating (Data)	Rating (Data)	Rating (Data)	Rating (Data)
1. Size of Government	6.72	5.78	5.49	6.1	7.56	7.11	6.05
A. Government consumption	6.1 (19.25)	5.62 (20.9)	6.35 (18.42)	6.21 (18.9)	6.32 (18.5)	5.05 (22.84)	4.9 (23.35)
B. Transfers and subsidies	9.43 (2.6)	9.81 (1.2)	9.69 (1.64)	8.75 (5.1)	8.43 (6.26)	8.43 (6.26)	8.43 (6.26)
C. Government investment	4.61 (33.85)	3.7 (37.06)	0.42 (48.52)	3.35 (38.29)	6.5 (27.23)	5.97 (29.11)	1.89 (43.39)
D. Top marginal tax rate		4			9	9	9
(i) Top marginal income tax rate		4 (45)			9 (25)	9 (25)	9 (25)
(ii) Top marginal income and payroll tax rate							
E. State ownership of assets							
2. Legal System and Property Rights		5.44	5.1	4.73	5.08	5.05	4.99
A. Judicial independence	6.3	5.77	5.4	5.97	6.79	6.79	6.79
B. Impartial courts		5.79	4.64	4.96	4.29	4.04	3.69
C. Protection of property rights			5.22	4.53	7.39	7.39	7.39
D. Military interference in rule of law and politics							
E. Integrity of the legal system			6.15	5.83			
F. Legal enforcement of contracts			3.33	3.33	3.33	3.33	3.33
G. Regulatory restrictions on sale of real property			7.32	7.32	7.29	7.29	7.29
H. Reliability of police			5.85	3.24	3.33	3.33	3.33
<i>Gender Legal Rights Adjustment</i>	0.88	0.88	0.88	0.88	0.88	0.88	0.88
3. Sound Money	6.47	6.89	6.8	7.11	7.17	7.35	7.07
A. Money growth	9.65 (1.74)	8.82 (5.88)	9.04 (4.81)	9.31 (3.43)	9.33 (3.37)	9.97 (0.16)	9.27 (3.66)
B. Standard deviation of inflation	8.5 (3.76)	8.81 (2.98)	8.28 (4.3)	9.3 (1.74)	9.54 (1.16)	9.48 (1.3)	9.04 (2.39)
C. Inflation: most recent year	7.72 (11.4)	9.95 (0.26)	9.88 (0.61)	9.82 (0.89)	9.82 (-0.89)	9.96 (0.19)	9.98 (0.1)
D. Freedom to own foreign currency bank accounts	0	0	0	0	0	0	0
4. Freedom to Trade Internationally	4.13	4.13	5.34	6.07	5.48	5.83	5.54
A. Tariffs	4.2	2.8	5.61	6.48	6.35	6.41	6.41
(i) Revenue from trade taxes (% of trade sector)	4.2 (8.7)	2.8 (10.8)	5.61 (6.59)	6.67 (5)	6.15 (5.77)	7.47 (3.79)	7.47 (3.79)
(ii) Mean tariff rate				7.8 (11)	7.82 (10.9)	7.62 (11.9)	7.62 (11.9)
(iii) Standard deviation of tariff rates				4.98 (12.54)	5.07 (12.32)	4.15 (14.64)	4.15 (14.64)
B. Regulatory trade barriers				5.49	2.91	3.04	5.18
(i) Non-tariff trade barriers				3.9	0	0	4.27
(ii) Compliance cost of importing and exporting				7.09	5.82	6.09	6.09
C. Black-market exchange rates	3.2	5	9.2	10	10	10	10
D. Controls of the movement of capital and people	5	4.58	1.21	2.29	2.65	3.88	0.55
(i) Financial openness		4.16	1.66	1.66	1.66	1.64	1.64
(ii) Capital controls	5	5	0.77	0	0	0	0
(iii) Freedom of foreigners to visit				5.2	6.31	10	0
5. Regulation	6.87	7.48	6.74	8.25	7.01	6.69	7.48
A. Credit market regulations	8.11	9.94	8.83	9.62	9.51	8.75	8.2
(i) Ownership of banks		10	10	10	10	10	10
(ii) Private sector credit	8.22	9.82	5.04	8.85	8.53	6.24	4.61
(iii) Interest rate controls / negative real interest rates	8	10	9	10	10	10	10
B. Labor market regulations				8.2	5.39	5.39	7.55
(i) Hiring regulations and minimum wage				7.77	7.77	7.77	7.77
(ii) Hiring and firing regulations				6.03	0	0	4.97
(iii) Centralized collective bargaining				7.12	0	0	7.99
(iv) Hours regulations				10	8	8	8
(v) Mandated cost of worker dismissal				8.27	6.55	6.55	6.55
(vi) Conscription	10	10	10	10	10	10	10
C. Business regulations				6.94	6.13	5.94	6.69
(i) Administrative requirements				3.16	0	0	3.72
(ii) Bureaucracy costs				5.76	4.89	4.67	4.67
(iii) Starting a business				8.05	8.26	8.1	8.1
(iv) Impartial public administration							
(v) Licensing restrictions				9.38	9.14	8.6	8.6
(vi) Cost of tax compliance			8.35	8.35	8.35	8.35	8.35

Benin

	1980	1990	2000	2010	2015	2019	2020
Summary Ratings (Rank)	Rating (Rank) 4.63 (79)	Rating (Rank) 5.27 (68)	Rating (Rank) 5.95 (86)	Rating (Rank) 6.12 (119)	Rating (Rank) 5.88 (132)	Rating (Rank) 6.66 (104)	Rating (Rank) 6.51 (106)
	Rating (Data)	Rating (Data)	Rating (Data)	Rating (Data)	Rating (Data)	Rating (Data)	Rating (Data)
1. Size of Government	4.77	7.03	7.65	7.84	6.91	7.96	7.71
A. Government consumption	9.35 (8.22)	8.34 (11.66)	7.45 (14.68)	8.09 (12.5)	7.89 (13.18)	7.9 (13.13)	7.54 (14.35)
B. Transfers and subsidies				9.64 (1.83)	9.77 (1.34)	9.77 (1.34)	9.77 (1.34)
C. Government investment	0 (69.48)	5.1 (32.14)	7.41 (24.08)	6.39 (27.65)	5.96 (29.15)	9.84 (15.57)	9.03 (18.38)
D. Top marginal tax rate				7	3.5	3.5	3.5
(i) Top marginal income tax rate				7 (35)	4 (45)	4 (45)	5 (40)
(ii) Top marginal income and payroll tax rate					3 (46)	3 (46)	2 (54)
E. State ownership of assets	4.97	7.67	8.1	8.08	7.45	8.81	8.72
2. Legal System and Property Rights	2.53	2.57	2.65	3.94	3.91	4.57	4.77
A. Judicial independence	3.39	4.86	4.9	5.15	5.5	5.55	5.45
B. Impartial courts	3.92	4.27	3.81	4.05	4.63	5.23	4.95
C. Protection of property rights			3.88	4.94	4.53	4.87	4.87
D. Military interference in rule of law and politics							
E. Integrity of the legal system	4.45	5.91	6.16	6.15	6.19	5.3	6.01
F. Legal enforcement of contracts		1.07	1.07	1.07	1.07	2.05	2.05
G. Regulatory restrictions on sale of real property		3.75	3.75	3.85	3.95	6.61	6.61
H. Reliability of police			3.87	6.04	5.13	6.67	6.67
<i>Gender Legal Rights Adjustment</i>	0.29	0.29	0.35	0.76	0.76	0.76	0.82
3. Sound Money	6.09	6.65	6.75	6.69	6.91	7.32	7.11
A. Money growth	7.64 (11.81)	9.5 (2.49)	8.58 (7.1)	8.29 (8.53)	8.84 (5.8)	9.55 (-2.27)	9.58 (-2.08)
B. Standard deviation of inflation	8.74 (3.15)	8.34 (4.16)	9.26 (1.86)	8.95 (2.64)	8.84 (2.89)	9.93 (0.16)	9.46 (1.35)
C. Inflation: most recent year	7.96 (10.19)	8.78 (6.11)	9.17 (4.17)	9.54 (2.31)	9.94 (0.32)	9.82 (-0.92)	9.4 (3.02)
D. Freedom to own foreign currency bank accounts	0	0	0	0	0	0	0
4. Freedom to Trade Internationally	4.87		6.14	5.74	5.65	6.18	5.69
A. Tariffs	2.93		7.6	6.8	6.81	6.82	6.82
(i) Revenue from trade taxes (% of trade sector)	2.93 (10.6)			5.48 (6.78)	5.84 (6.24)	5.84 (6.24)	5.84 (6.24)
(ii) Mean tariff rate			7.6 (12)	7.62 (11.9)	7.56 (12.2)	7.58 (12.1)	7.58 (12.1)
(iii) Standard deviation of tariff rates				7.29 (6.78)	7.02 (7.44)	7.05 (7.38)	7.05 (7.38)
B. Regulatory trade barriers				5.35	4.41	5.15	5.15
(i) Non-tariff trade barriers				5.05	3.67	5.13	5.13
(ii) Compliance cost of importing and exporting				5.65	5.16	5.16	5.16
C. Black-market exchange rates	9.6	9.2	10	10	10	10	10
D. Controls of the movement of capital and people	2.08	2.08	0.83	0.81	1.4	2.76	0.8
(i) Financial openness	4.16	4.16	1.66	1.66	1.66	1.64	1.64
(ii) Capital controls	0	0	0	0.77	0.77	0.77	0.77
(iii) Freedom of foreigners to visit				0	1.77	5.86	0
5. Regulation	4.86	4.81	6.54	6.4	6.03	7.24	7.24
A. Credit market regulations	5.31	6.25	9.42	8.33	6.09	8.25	8.25
(i) Ownership of banks	0	2	10	10	8	10	10
(ii) Private sector credit	9.94	8.76	8.84	10	5.28	9.75	9.75
(iii) Interest rate controls / negative real interest rates	6	8		5	5	5	5
B. Labor market regulations			4.67	5.95	5.73	6.34	6.34
(i) Hiring regulations and minimum wage			5	6.1	6.1	7.77	7.77
(ii) Hiring and firing regulations				5.61	4.34	6.13	6.13
(iii) Centralized collective bargaining				7.42	7.38	7.6	7.6
(iv) Hours regulations			6	8	8	8	8
(v) Mandated cost of worker dismissal			6.66	7.57	7.57	7.57	7.57
(vi) Conscription		1	1	1	1	1	1
C. Business regulations			5.53	4.93	6.26	7.13	7.13
(i) Administrative requirements				4.12	3.91	4.54	4.54
(ii) Bureaucracy costs				2.73	2.22	4.22	4.22
(iii) Starting a business			6.11	6.58	9.67	9.68	9.68
(iv) Impartial public administration	3.06	3.51	3.51	4.43	5.33	7.88	7.88
(v) Licensing restrictions				4.76	9.48	9.48	9.48
(vi) Cost of tax compliance			6.97	6.97	6.97	6.97	6.97

Bhutan

	1980	1990	2000	2010	2015	2019	2020
	Rating (Rank)	Rating (Rank)	Rating (Rank)	Rating (Rank)	Rating (Rank)	Rating (Rank)	Rating (Rank)
Summary Ratings (Rank)					6.97 (81)	6.52 (110)	6.49 (110)
	Rating (Data)	Rating (Data)	Rating (Data)	Rating (Data)	Rating (Data)	Rating (Data)	Rating (Data)
1. Size of Government		2.54	4.92	5.27	7.51	7.39	6.31
A. Government consumption				2.94 (30)	4.46 (24.82)	4.73 (23.91)	4.35 (25.22)
B. Transfers and subsidies					9.87 (0.99)	9.87 (0.99)	9.46 (2.47)
C. Government investment		0 (60.15)	5.19 (31.85)	7.6 (23.38)	9.45 (16.93)	8.56 (20.03)	4.97 (32.62)
D. Top marginal tax rate					8.5	8.5	7.5
(i) Top marginal income tax rate					9 (25)	9 (25)	7 (33)
(ii) Top marginal income and payroll tax rate					8 (26)	8 (26)	8 (26)
E. State ownership of assets	5.07	5.07	4.65	5.28	5.28	5.28	5.28
2. Legal System and Property Rights	6.27	5.97	4.52	5.87	6.49	5.93	6.03
A. Judicial independence	5.84	5.7	4.62	6.57	6.62	6.53	6.5
B. Impartial courts	7.32	6.56	5.21	5.74	6.38	6.76	6.62
C. Protection of property rights			3.48	5.29	5.6	6.16	6.16
D. Military interference in rule of law and politics			5	5			
E. Integrity of the legal system	5.66	5.66	5.29	5.27	6.38	6.6	7.45
F. Legal enforcement of contracts			3.99	7.37	7.37	7.37	7.37
G. Regulatory restrictions on sale of real property			6.68	6.62	6.9	6.9	6.9
H. Reliability of police			1.88	6.56	7.58	2.46	2.46
<i>Gender Legal Rights Adjustment</i>	1	1	1	0.94	0.94	0.94	0.94
3. Sound Money					7.01	6.84	6.49
A. Money growth		8.35 (8.23)	6.42 (17.91)	8.44 (7.82)	9.84 (0.8)	8.62 (6.88)	8.09 (9.57)
B. Standard deviation of inflation					9.11 (2.23)	9.26 (1.84)	9.01 (2.47)
C. Inflation: most recent year					9.1 (4.52)	9.45 (2.73)	8.87 (5.63)
D. Freedom to own foreign currency bank accounts					0	0	0
4. Freedom to Trade Internationally					6.05	5.4	6.03
A. Tariffs					6.28	6.19	6.34
(i) Revenue from trade taxes (% of trade sector)					9.11 (1.34)	8.84 (1.74)	9.2 (1.2)
(ii) Mean tariff rate					5.54 (22.3)	5.54 (22.3)	5.58 (22.1)
(iii) Standard deviation of tariff rates					4.2 (14.5)	4.2 (14.5)	4.25 (14.37)
B. Regulatory trade barriers					7.25	4.75	7.21
(i) Non-tariff trade barriers					4.99	0	4.92
(ii) Compliance cost of importing and exporting					9.5	9.5	9.5
C. Black-market exchange rates					10	10	10
D. Controls of the movement of capital and people		1.66	1.66	1.66	0.66	0.66	0.55
(i) Financial openness		1.66	1.66	1.66	1.66	1.64	1.64
(ii) Capital controls					0	0	0
(iii) Freedom of foreigners to visit					0.33	0.33	0
5. Regulation				6.29	7.78	7.05	7.6
A. Credit market regulations					7.64	7.8	7.8
(i) Ownership of banks					5	5	5
(ii) Private sector credit				10	8.91	9.39	9.39
(iii) Interest rate controls / negative real interest rates					9	9	9
B. Labor market regulations					8.69	6.67	7.94
(i) Hiring regulations and minimum wage					10	10	10
(ii) Hiring and firing regulations					5.07	0	2.01
(iii) Centralized collective bargaining					7.06	0	5.63
(iv) Hours regulations					10	10	10
(v) Mandated cost of worker dismissal					10	10	10
(vi) Conscription					10	10	10
C. Business regulations					7.01	6.68	7.08
(i) Administrative requirements					4.47	0	2.54
(ii) Bureaucracy costs				4.09	2.44	4.22	4.22
(iii) Starting a business					9.48	9.58	9.58
(iv) Impartial public administration	6.51	6.08	7.97	8.67	8.18	8.38	8.23
(v) Licensing restrictions					8.45	8.47	8.47
(vi) Cost of tax compliance					9.05	9.42	9.42

Bolivia

	1980	1990	2000	2010	2015	2019	2020
Summary Ratings (Rank)	Rating (Rank) 4.51 (85)	Rating (Rank) 5.65 (55)	Rating (Rank) 6.92 (53)	Rating (Rank) 6.4 (108)	Rating (Rank) 6.16 (121)	Rating (Rank) 6.32 (122)	Rating (Rank) 6.15 (123)
	Rating (Data)	Rating (Data)	Rating (Data)	Rating (Data)	Rating (Data)	Rating (Data)	Rating (Data)
1. Size of Government	6.09	6.83	7.85	6.23	6.07	6.03	5.95
A. Government consumption	6.75 (17.05)	7.86 (13.27)	7.12 (15.8)	6.42 (18.17)	5.84 (20.15)	5.6 (20.95)	5.24 (22.19)
B. Transfers and subsidies	9.7 (1.6)	9.37 (2.8)	8.76 (5.04)	8.84 (4.77)	8.84 (4.77)	8.84 (4.77)	8.84 (4.77)
C. Government investment	5.76 (29.83)	0 (60.58)	6.19 (28.32)	0 (57.02)	0 (63.24)	0 (65.7)	0 (65.7)
D. Top marginal tax rate	3	10	10	10	10	10	10
(i) Top marginal income tax rate	3 (48)	10 (10)	10 (13)	10 (13)	10 (13)	10 (13)	10 (13)
(ii) Top marginal income and payroll tax rate		10 (16)		10 (13)	10 (13)	10 (13)	10 (13)
E. State ownership of assets	5.21	6.93	7.16	5.89	5.7	5.7	5.7
2. Legal System and Property Rights	2.55	3.53	3.84	3.83	4.06	3.92	3.88
A. Judicial independence	2.67	4.33	4.46	3.94	3.41	2.97	3.13
B. Impartial courts	3.65	3.95	3.86	3.43	2.87	2.79	2.5
C. Protection of property rights		1.65	2.67	3.25	3.55	3.23	3.23
D. Military interference in rule of law and politics	3.33	3.33	5	5	5	4.17	4.17
E. Integrity of the legal system	1.54	3.27	5	4.42	4.44	4.25	4.04
F. Legal enforcement of contracts		3.99	3.99	3.99	3.99	4.49	4.49
G. Regulatory restrictions on sale of real property		6.58	6.58	6.68	6.75	6.75	6.75
H. Reliability of police			2.17	2.85	2.46	2.72	2.72
<i>Gender Legal Rights Adjustment</i>	0.82	0.82	0.82	0.82	1	1	1
3. Sound Money	5.35	4.9	9.24	8.9	8.68	9.4	9.52
A. Money growth	7.03 (14.83)	2.85 (35.77)	9.21 (3.96)	8.39 (8.04)	8.3 (8.48)	9.65 (-1.73)	9.68 (1.58)
B. Standard deviation of inflation	3.81 (15.47)	0 (85.9)	8.66 (3.36)	7.72 (5.71)	7.22 (6.95)	8.33 (4.19)	8.6 (3.49)
C. Inflation: most recent year	0.54 (47.3)	6.75 (16.26)	9.08 (4.6)	9.5 (2.5)	9.19 (4.06)	9.63 (1.84)	9.81 (0.94)
D. Freedom to own foreign currency bank accounts	10	10	10	10	10	10	10
4. Freedom to Trade Internationally	5	6.91	7.94	7.09	6.88	7.02	6.18
A. Tariffs	4.8	7.56	8.62	7.92	7.77	7.7	7.7
(i) Revenue from trade taxes (% of trade sector)	4.8 (7.8)	8.47 (2.3)	8.41 (2.38)	9.24 (1.14)	9.24 (1.14)	9.24 (1.14)	9.24 (1.14)
(ii) Mean tariff rate		6.66 (16.7)	8.1 (9.5)	7.76 (11.2)	7.68 (11.6)	7.64 (11.8)	7.64 (11.8)
(iii) Standard deviation of tariff rates			9.36 (1.6)	6.77 (8.06)	6.38 (9.05)	6.22 (9.44)	6.22 (9.44)
B. Regulatory trade barriers			5.91	5.76	3.41	4	4
(i) Non-tariff trade barriers			4.82	4.38	4.92	4.95	4.95
(ii) Compliance cost of importing and exporting			7	7.14	1.89	3.05	3.05
C. Black-market exchange rates	5.6	9.4	10	10	10	10	10
D. Controls of the movement of capital and people	4.59	3.76	7.21	4.67	6.37	6.36	3.03
(i) Financial openness	7.17	5.51	7.49	5.09	4.49	4.48	4.48
(ii) Capital controls	2	2	6.92	4.62	4.62	4.62	4.62
(iii) Freedom of foreigners to visit				4.31	10	10	0
5. Regulation	3.56	6.07	5.73	5.94	5.1	5.23	5.23
A. Credit market regulations	2.49	9.33	9.21	9	7.63	7.64	7.64
(i) Ownership of banks		10	10	8	8	8	8
(ii) Private sector credit	4.97	10	9.63	10	4.89	4.92	4.92
(iii) Interest rate controls / negative real interest rates	0	8	8	9	10	10	10
B. Labor market regulations			3.94	4.54	3.95	3.83	3.83
(i) Hiring regulations and minimum wage			3.09	2.23	1.1	1.1	1.1
(ii) Hiring and firing regulations			4.9	4.12	2.01	2.05	2.05
(iii) Centralized collective bargaining			7.13	5.37	5.63	5.01	5.01
(iv) Hours regulations			5.51	8	8	8	8
(v) Mandated cost of worker dismissal			0				
(vi) Conscription	3	3	3	3	3	3	3
C. Business regulations			4.04	4.28	3.71	4.23	4.22
(i) Administrative requirements			5.5	3.65	2.54	1.85	1.85
(ii) Bureaucracy costs			3.85	3.18	1.33	3.11	3.11
(iii) Starting a business			6.15	7.44	7.99	8.34	8.34
(iv) Impartial public administration	0.64	4.72	4.72	4.72	4.72	5.01	4.9
(v) Licensing restrictions				6.72	5.67	7.08	7.08
(vi) Cost of tax compliance			0	0	0	0	0

Bosnia & Herzegovina

	1980	1990	2000	2010	2015	2019	2020
	Rating (Rank)	Rating (Rank)	Rating (Rank)	Rating (Rank)	Rating (Rank)	Rating (Rank)	Rating (Rank)
Summary Ratings (Rank)				6.65 (92)	6.89 (86)	6.94 (87)	6.72 (89)
	Rating (Data)	Rating (Data)	Rating (Data)	Rating (Data)	Rating (Data)	Rating (Data)	Rating (Data)
1. Size of Government			2.89	5.09	6.47	6.85	6.64
A. Government consumption				5.64 (20.82)	5.49 (21.34)	5.61 (20.92)	5.29 (22.03)
B. Transfers and subsidies				6 (15.19)	5.35 (17.56)	5.63 (16.53)	4.89 (19.25)
C. Government investment			0 (52.99)	0 (50.27)	7.84 (22.57)	9.66 (16.2)	9.66 (16.2)
D. Top marginal tax rate				6.5	6.5	6.5	6.5
(i) Top marginal income tax rate				10 (10)	10 (10)	10 (10)	10 (10)
(ii) Top marginal income and payroll tax rate				3 (47)	3 (47)	3 (47)	3 (47)
E. State ownership of assets			5.78	7.33	7.18	6.85	6.85
2. Legal System and Property Rights		3.44	4.25	4.94	4.5	4.27	4.27
A. Judicial independence	2.96	3.58	4.45	4.79	4.64	4.17	4.13
B. Impartial courts		4.63	4.17	4.47	4.47	3.45	3.46
C. Protection of property rights			3.8	3.77	3.95	3.75	3.75
D. Military interference in rule of law and politics			10	8.3			
E. Integrity of the legal system		3.13	5.07	5.42	4.9	4.42	4.44
F. Legal enforcement of contracts			3.65	3.53	3.79	3.79	3.79
G. Regulatory restrictions on sale of real property			3.36	7.63	7.84	7.66	7.66
H. Reliability of police			2.83	5.4	4.92	4.5	4.5
<i>Gender Legal Rights Adjustment</i>	0.82	0.82	0.82	0.82	0.82	0.88	0.88
3. Sound Money				8.14	8.45	8.4	8.32
A. Money growth			4.12 (29.38)	9.4 (2.99)	9.29 (3.56)	8.97 (5.14)	8.91 (5.44)
B. Standard deviation of inflation				8.62 (3.46)	9.68 (0.8)	9.74 (0.65)	9.59 (1.02)
C. Inflation: most recent year				9.56 (2.19)	9.83 (-0.85)	9.89 (0.56)	9.79 (-1.05)
D. Freedom to own foreign currency bank accounts				5	5	5	5
4. Freedom to Trade Internationally				7.73	7.61	7.81	7.25
A. Tariffs				8.44	8.57	8.45	8.41
(i) Revenue from trade taxes (% of trade sector)				10 (0)	10 (0)	9.87 (0.2)	9.87 (0.2)
(ii) Mean tariff rate				8.7 (6.5)	8.74 (6.3)	8.74 (6.3)	8.74 (6.3)
(iii) Standard deviation of tariff rates				6.62 (8.45)	6.98 (7.56)	6.75 (8.13)	6.62 (8.44)
B. Regulatory trade barriers				6.78	7.26	7.89	7.89
(i) Non-tariff trade barriers				5.66	4.93	6.19	6.19
(ii) Compliance cost of importing and exporting				7.91	9.6	9.59	9.59
C. Black-market exchange rates				10	10	10	10
D. Controls of the movement of capital and people			6.57	5.7	4.62	4.91	2.69
(i) Financial openness			6.57	7.17	2.26	1.64	1.64
(ii) Capital controls				4.62	3.08	3.08	3.08
(iii) Freedom of foreigners to visit				5.31	8.52	10	3.34
5. Regulation				7.33	7.4	7.39	7.11
A. Credit market regulations				9.26	9.54	10	9.13
(i) Ownership of banks				10	10	10	10
(ii) Private sector credit				7.78	8.63	10	7.39
(iii) Interest rate controls / negative real interest rates				10	10	10	10
B. Labor market regulations				7.29	7.13	7.21	7.21
(i) Hiring regulations and minimum wage				3.33	4.43	5.57	5.57
(ii) Hiring and firing regulations				5.87	3.76	3.11	3.11
(iii) Centralized collective bargaining				7.03	7.08	7.08	7.08
(iv) Hours regulations				10	10	10	10
(v) Mandated cost of worker dismissal				7.51	7.51	7.51	7.51
(vi) Conscription				10	10	10	10
C. Business regulations				5.44	5.52	4.96	4.99
(i) Administrative requirements				2.97	2.63	1.84	1.84
(ii) Bureaucracy costs				5.3	4.67	5.11	4.89
(iii) Starting a business				8.44	7.73	7.26	7.26
(iv) Impartial public administration			4.49	4.72	4.72	2.19	2.62
(v) Licensing restrictions				5.95	7.97	7.95	7.95
(vi) Cost of tax compliance				5.27	5.39	5.39	5.39

Botswana

	1980	1990	2000	2010	2015	2019	2020
	Rating (Rank)	Rating (Rank)	Rating (Rank)	Rating (Rank)	Rating (Rank)	Rating (Rank)	Rating (Rank)
Summary Ratings (Rank)	5.58 (42)	5.69 (53)	7.03 (45)	7.05 (69)	7.42 (52)	7.47 (55)	7.35 (49)
	Rating (Data)	Rating (Data)	Rating (Data)	Rating (Data)	Rating (Data)	Rating (Data)	Rating (Data)
1. Size of Government	5.74	5.18	5.05	5.47	5.61	6.11	6.62
A. Government consumption	3.68 (27.5)	1.63 (34.45)	0 (49.02)	2.03 (33.1)	0 (40.5)	0 (41.63)	0 (43.72)
B. Transfers and subsidies	8.8 (4.9)	8.34 (6.6)	8.04 (7.7)	7.16 (10.91)	7.16 (10.91)	8.67 (5.39)	8.67 (5.39)
C. Government investment	10 (0)	6.71 (26.53)	2.22 (42.22)	3.16 (38.94)	6.84 (26.05)	7.82 (22.64)	7.82 (22.64)
D. Top marginal tax rate	0	3	9	9	9	9	9
(i) Top marginal income tax rate	0 (75)	3 (50)	9 (25)	9 (25)	9 (25)	9 (25)	9 (25)
(ii) Top marginal income and payroll tax rate		3 (50)	9 (25)	9 (25)	9 (25)	9 (25)	9 (25)
E. State ownership of assets	6.2	6.2	6.01	6.01	5.05	5.05	7.63
2. Legal System and Property Rights	5.19	4.73	4.88	6.55	6.19	6.11	6.1
A. Judicial independence	7.32	7.43	7.48	7.39	6.79	6.74	6.8
B. Impartial courts	7.85	7.49	7.27	7.15	6.91	6.93	6.36
C. Protection of property rights			4.86	6.86	6.71	6.52	6.52
D. Military interference in rule of law and politics	8.33	8.47	10	10	8.33	8.33	8.33
E. Integrity of the legal system	7.16	7.21	6.53	6.2	6.01	6.24	6.68
F. Legal enforcement of contracts		3.3	3.65	3.52	3.34	3.07	3.07
G. Regulatory restrictions on sale of real property		8.05	8.05	8.05	8.1	7.81	7.81
H. Reliability of police			5.22	6.45	6.4	6.3	6.3
<i>Gender Legal Rights Adjustment</i>	0.35	0.35	0.47	0.88	0.88	0.88	0.88
3. Sound Money	5.15	5.77	8.93	8.27	9.31	9.34	9.31
A. Money growth	7.99 (10.03)	7.73 (11.36)	9.2 (4.02)	8.39 (8.05)	8.95 (5.27)	9.71 (1.47)	9.39 (3.05)
B. Standard deviation of inflation	6.44 (8.9)	6.55 (8.62)	8.24 (4.4)	6.08 (9.8)	8.89 (2.78)	8.22 (4.46)	8.21 (4.46)
C. Inflation: most recent year	6.18 (19.08)	8.79 (6.03)	8.28 (8.6)	8.61 (6.95)	9.39 (3.06)	9.45 (2.77)	9.62 (1.89)
D. Freedom to own foreign currency bank accounts	0	0	10	10	10	10	10
4. Freedom to Trade Internationally	5.37	6.55	7.97	7.28	7.95	7.94	7.04
A. Tariffs	4.79	6.29	6.84	5.98	5.73	5.92	5.66
(i) Revenue from trade taxes (% of trade sector)	1.47 (12.8)	5.6 (6.6)	5.96 (6.06)	4.4 (8.4)	3.17 (10.25)	3.77 (9.35)	3 (10.5)
(ii) Mean tariff rate	8.12 (9.4)	7.8 (11)	8.56 (7.2)	8.46 (7.7)	8.48 (7.6)	8.46 (7.7)	8.46 (7.7)
(iii) Standard deviation of tariff rates		5.48 (11.3)	6 (10)	5.07 (12.32)	5.53 (11.17)	5.53 (11.17)	5.53 (11.17)
B. Regulatory trade barriers			8	5.81	7.61	7.36	7.36
(i) Non-tariff trade barriers				6.36	6.03	5.32	5.32
(ii) Compliance cost of importing and exporting			8	5.26	9.2	9.4	9.4
C. Black-market exchange rates	8	8.6	10	10	10	10	10
D. Controls of the movement of capital and people	3.33	4.74	7.03	7.34	8.46	8.46	5.13
(i) Financial openness	1.66	4.49	7.14	10	10	10	10
(ii) Capital controls	5	5	6.92	5.38	5.38	5.38	5.38
(iii) Freedom of foreigners to visit				6.64	10	10	0
5. Regulation	6.43	6.25	8.34	7.69	8.05	7.85	7.7
A. Credit market regulations	6.47	6.33	10	8.28	9.19	8.47	8.12
(i) Ownership of banks		5	10	8	8	8	8
(ii) Private sector credit	8.95	10	10	7.84	9.58	7.41	6.35
(iii) Interest rate controls / negative real interest rates	4	4	10	9	10	10	10
B. Labor market regulations			6.91	7.35	7.52	7.42	7.42
(i) Hiring regulations and minimum wage			10	10	10	10	10
(ii) Hiring and firing regulations			3.33	4.12	4.76	4.96	4.96
(iii) Centralized collective bargaining			6.5	6.21	6.58	5.76	5.76
(iv) Hours regulations			10	10	10	10	10
(v) Mandated cost of worker dismissal			1.66	3.78	3.78	3.78	3.78
(vi) Conscription	10	10	10	10	10	10	10
C. Business regulations			8.12	7.45	7.44	7.66	7.58
(i) Administrative requirements				4.71	4.14	4.15	4.15
(ii) Bureaucracy costs				6.67	6.22	6.67	6.67
(iii) Starting a business			6.55	8.03	8.45	8.46	8.46
(iv) Impartial public administration	8.49	8.49	9.38	8.79	8.26	8.77	8.28
(v) Licensing restrictions				8.19	9.29	9.26	9.26
(vi) Cost of tax compliance			8.43	8.3	8.3	8.65	8.65

Brazil

	1980	1990	2000	2010	2015	2019	2020
	Rating (Rank)	Rating (Rank)	Rating (Rank)	Rating (Rank)	Rating (Rank)	Rating (Rank)	Rating (Rank)
Summary Ratings (Rank)	4.08 (99)	4.14 (103)	5.77 (97)	6.68 (90)	6.25 (118)	6.6 (106)	6.33 (114)
	Rating (Data)	Rating (Data)	Rating (Data)	Rating (Data)	Rating (Data)	Rating (Data)	Rating (Data)
1. Size of Government	7	6.52	6.66	7.47	6.8	6.83	6.61
A. Government consumption	8.34 (11.65)	4.55 (24.55)	4.44 (24.9)	4.71 (24)	4.82 (23.6)	4.76 (23.8)	4.52 (24.63)
B. Transfers and subsidies	6.76 (12.4)	7.22 (10.7)	5.96 (15.33)	7.26 (10.55)	5.79 (15.96)	5.7 (16.28)	5.35 (17.57)
C. Government investment	10 (10.33)	9.12 (18.06)	10 (10.49)	10 (10.88)	10 (9.21)	10 (13.45)	10 (13.45)
D. Top marginal tax rate	4	5.5	5.5	8	6	5.5	5
(i) Top marginal income tax rate	4 (55)	9 (25)	8 (27.5)	8 (28)	8 (28)	8 (28)	8 (28)
(ii) Top marginal income and payroll tax rate		2 (53)	3 (50)	8 (28)	4 (44)	3 (50)	2 (52)
E. State ownership of assets	5.91	6.21	7.39	7.39	7.39	8.18	8.18
2. Legal System and Property Rights	3.9	5.32	4.67	5.85	5.5	5.11	5.16
A. Judicial independence	5.67	6.56	6.41	6.2	6.26	5.5	5.29
B. Impartial courts	3.76	5.77	5.6	5.5	4.92	4.8	4.68
C. Protection of property rights		4.15	5.08	5.69	5.22	4.89	4.89
D. Military interference in rule of law and politics	6.11	8.33	6.67	6.67	6.67	5.83	5.83
E. Integrity of the legal system	5.01	6.07	4.5	4.83	4.75	4.43	5.18
F. Legal enforcement of contracts	6	4.71	4.33	4	3.75	3.33	3.33
G. Regulatory restrictions on sale of real property		8.09	8.09	8.51	8.39	8.24	8.24
H. Reliability of police			3.11	5.42	4.04	3.85	3.85
<i>Gender Legal Rights Adjustment</i>	0.47	0.71	0.71	1	1	1	1
3. Sound Money	1.58	0	6.09	7.79	7.82	9.26	9.25
A. Money growth	2.95 (35.26)	0 (564.97)	7.88 (10.62)	7.85 (10.77)	8.49 (7.53)	8.82 (5.91)	8.47 (7.65)
B. Standard deviation of inflation	3.37 (16.57)	0 (878.93)	7.88 (5.29)	9.33 (1.67)	9.61 (0.98)	8.98 (2.55)	9.16 (2.11)
C. Inflation: most recent year	0 (87.47)	0 (2509.47)	8.59 (7.04)	8.99 (5.04)	8.19 (9.03)	9.25 (3.73)	9.36 (3.21)
D. Freedom to own foreign currency bank accounts	0	0	0	5	5	10	10
4. Freedom to Trade Internationally	3.24	4.28	5.89	7.04	6.61	6.99	6.17
A. Tariffs	3.33	4.84	7.18	7.2	7.26	7.36	7.4
(i) Revenue from trade taxes (% of trade sector)	3.33 (10)	7.53 (3.7)	7.21 (4.18)	8.29 (2.57)	8.37 (2.44)	8.63 (2.06)	8.73 (1.9)
(ii) Mean tariff rate		4 (30)	7.12 (14.4)	7.26 (13.7)	7.3 (13.5)	7.32 (13.4)	7.34 (13.3)
(iii) Standard deviation of tariff rates		3 (17.5)	7.2 (7)	6.05 (9.86)	6.11 (9.72)	6.14 (9.65)	6.12 (9.71)
B. Regulatory trade barriers			5.18	6.48	5.14	5.95	5.95
(i) Non-tariff trade barriers			4.02	4.95	4.46	4.04	4.04
(ii) Compliance cost of importing and exporting			6.33	8.01	5.83	7.87	7.87
C. Black-market exchange rates	6.4	8	10	9.78	10	10	10
D. Controls of the movement of capital and people	0	0	1.21	4.72	4.05	4.65	1.32
(i) Financial openness	0	0	1.66	4.77	1.66	1.64	1.64
(ii) Capital controls	0	0	0.77	3.08	2.31	2.31	2.31
(iii) Freedom of foreigners to visit				6.31	8.19	10	0
5. Regulation	4.67	4.59	5.54	5.25	4.5	4.81	4.46
A. Credit market regulations	5.26	4.4	6.23	7.05	5.23	5.39	4.36
(i) Ownership of banks	5	5	5	5	5	5	5
(ii) Private sector credit	6.79	8.21	8.56	9.16	3.7	5.18	1.09
(iii) Interest rate controls / negative real interest rates	4	0	5	7	7	6	7
B. Labor market regulations		4.78	4.83	4.5	4.18	4.46	4.46
(i) Hiring regulations and minimum wage			3.46	2.23	2.23	2.23	2.23
(ii) Hiring and firing regulations		6.18	5.25	3.19	1.54	2.93	2.93
(iii) Centralized collective bargaining	5.18	5.18	5.52	5.46	5.15	5.48	5.48
(iv) Hours regulations			6.01	6	6	6	6
(v) Mandated cost of worker dismissal			5.74	7.13	7.13	7.13	7.13
(vi) Conscription	3	3	3	3	3	3	3
C. Business regulations			5.57	4.18	4.1	4.56	4.56
(i) Administrative requirements			7.7	1.74	1.14	1.14	1.14
(ii) Bureaucracy costs			7.38	5.45	4.67	6.22	6.22
(iii) Starting a business			6.54	6.61	7.4	9.42	9.42
(iv) Impartial public administration	2.19	5.46	6.21	6.37	6.37	5.2	5.2
(v) Licensing restrictions				4.93	5	5.4	5.4
(vi) Cost of tax compliance			0	0	0	0	0

Brunei Darussalam

	1980	1990	2000	2010	2015	2019	2020
	Rating (Rank)	Rating (Rank)	Rating (Rank)	Rating (Rank)	Rating (Rank)	Rating (Rank)	Rating (Rank)
Summary Ratings (Rank)				7 (72)	6.78 (91)	7.3 (66)	7.21 (59)
	Rating (Data)	Rating (Data)	Rating (Data)	Rating (Data)	Rating (Data)	Rating (Data)	Rating (Data)
1. Size of Government				5	5	6.67	6.67
A. Government consumption				0 (49.2)	0 (55.88)	0 (55.04)	0 (51.7)
B. Transfers and subsidies							
C. Government investment						10 (5.15)	10 (3.48)
D. Top marginal tax rate				10	10	10	10
(i) Top marginal income tax rate				10 (0)	10 (0)	10 (0)	10 (0)
(ii) Top marginal income and payroll tax rate				10 (8.5)	10 (7)	10 (7)	10 (7)
E. State ownership of assets							
2. Legal System and Property Rights	5.7	5.56	4.72	5.31	5.1	4.98	5
A. Judicial independence	6.54	6.51	5.52	6.76	5.74	5.63	5.63
B. Impartial courts		6.51	5.04	5.91	4.89	5.15	5.25
C. Protection of property rights			3.72	6.06	5.45	5.53	5.53
D. Military interference in rule of law and politics	8.33	8.33	8.33	8.33	8.33	8.33	8.33
E. Integrity of the legal system	6.67	6.67	7.63	6.73	8.33	6.67	6.67
F. Legal enforcement of contracts			4.77	4.17	4.17	4.17	4.17
G. Regulatory restrictions on sale of real property			8.73	4.8	4.8	4.8	4.8
H. Reliability of police			3.83	7.01	6.15	6.47	6.47
<i>Gender Legal Rights Adjustment</i>	0.59	0.59	0.59	0.71	0.71	0.71	0.71
3. Sound Money				8.54	8.49	8.84	8.98
A. Money growth			3.52 (32.38)	9.77 (1.15)	9.61 (1.93)	9.73 (1.35)	9.79 (1.04)
B. Standard deviation of inflation				4.45 (13.87)	4.42 (13.95)	5.69 (10.76)	6.5 (8.75)
C. Inflation: most recent year				9.93 (0.36)	9.92 (0.42)	9.92 (-0.39)	9.61 (1.94)
D. Freedom to own foreign currency bank accounts				10	10	10	10
4. Freedom to Trade Internationally				7.66	7.01	7.21	6.61
A. Tariffs				8.7	9.24	9.45	9.64
(i) Revenue from trade taxes (% of trade sector)							
(ii) Mean tariff rate				9.5 (2.5)	9.76 (1.2)	9.94 (0.3)	9.96 (0.2)
(iii) Standard deviation of tariff rates				7.89 (5.28)	8.73 (3.18)	8.95 (2.62)	9.32 (1.7)
B. Regulatory trade barriers				6.87	3.58	3.72	3.72
(i) Non-tariff trade barriers				6.11	4.94	5.1	5.1
(ii) Compliance cost of importing and exporting				7.63	2.22	2.34	2.34
C. Black-market exchange rates				10	10	10	10
D. Controls of the movement of capital and people				5.07	5.23	5.68	3.08
(i) Financial openness							
(ii) Capital controls				6.15	6.15	6.15	6.15
(iii) Freedom of foreigners to visit				3.98	4.31	5.2	0
5. Regulation				8.47	8.27	8.78	8.78
A. Credit market regulations				9.3	8.3	9.33	9.33
(i) Ownership of banks							
(ii) Private sector credit				9.6	6.6	8.67	8.67
(iii) Interest rate controls / negative real interest rates				9	10	10	10
B. Labor market regulations				9.01	8.69	8.79	8.79
(i) Hiring regulations and minimum wage				10	10	10	10
(ii) Hiring and firing regulations				6.07	4.55	4.91	4.91
(iii) Centralized collective bargaining				7.98	7.62	7.82	7.82
(iv) Hours regulations				10	10	10	10
(v) Mandated cost of worker dismissal				10	10	10	10
(vi) Conscription				10	10	10	10
C. Business regulations				7.11	7.82	8.22	8.22
(i) Administrative requirements				4.6	3.85	3.89	3.89
(ii) Bureaucracy costs				7.12	6.89	8.44	8.44
(iii) Starting a business				6.64	9.52	9.81	9.81
(iv) Impartial public administration							
(v) Licensing restrictions				8.25	9.69	9.56	9.56
(vi) Cost of tax compliance				8.92	9.14	9.41	9.41

Bulgaria

	1980	1990	2000	2010	2015	2019	2020
	Rating (Rank)	Rating (Rank)	Rating (Rank)	Rating (Rank)	Rating (Rank)	Rating (Rank)	Rating (Rank)
Summary Ratings (Rank)		4.38 (99)	5.64 (103)	7.6 (31)	7.64 (42)	7.79 (31)	7.69 (23)
	Rating (Data)	Rating (Data)	Rating (Data)	Rating (Data)	Rating (Data)	Rating (Data)	Rating (Data)
1. Size of Government	6.43	5.7	5.87	7.16	6.76	7.35	7.19
A. Government consumption	9.04 (9.26)	4.91 (23.31)	5.24 (22.2)	5.73 (20.53)	5.73 (20.51)	5.24 (22.19)	4.44 (24.92)
B. Transfers and subsidies		2.72 (27.2)	5.81 (15.9)	5.61 (16.63)	5.85 (15.74)	5.95 (15.38)	5.95 (15.38)
C. Government investment	10 (14.11)	10 (10.2)	7.99 (22.03)	9.05 (18.34)	5.73 (29.94)	9.15 (17.98)	9.15 (17.98)
D. Top marginal tax rate			3	7.5	8.5	8.5	8.5
(i) Top marginal income tax rate			5 (38)	10 (10)	10 (10)	10 (10)	10 (10)
(ii) Top marginal income and payroll tax rate			1 (56)	5 (38)	7 (34)	7 (35)	7 (35)
E. State ownership of assets	0.25	5.15	7.29	7.9	7.98	7.93	7.93
2. Legal System and Property Rights	6.43	5.77	5.44	5.39	5.58	5.94	5.96
A. Judicial independence	4.74	5.12	5.78	5.24	5.57	5.7	5.61
B. Impartial courts	8.18	5.76	5.36	4.68	4.84	4.98	4.71
C. Protection of property rights		3.35	4.16	4.08	4.48	4.86	4.86
D. Military interference in rule of law and politics	8.33	8.33	8.33	8.33	8.33	8.33	8.33
E. Integrity of the legal system	6.09	6.76	6.08	4.59	4.99	5.07	5.6
F. Legal enforcement of contracts		4.77	4.77	4.77	4.77	5.08	5.08
G. Regulatory restrictions on sale of real property		8.85	8.85	8.73	8.84	8.72	8.72
H. Reliability of police			2.9	3.99	4.21	4.76	4.76
<i>Gender Legal Rights Adjustment</i>	0.88	0.88	0.88	0.94	0.94	1	1
3. Sound Money		3.47	3.23	9.22	9.59	9.5	9.52
A. Money growth			0 (50.41)	8.73 (6.33)	9.23 (3.86)	9.12 (4.42)	8.86 (5.69)
B. Standard deviation of inflation		5.64 (10.9)	0 (409.71)	8.64 (3.39)	9.14 (2.16)	9.5 (1.25)	9.56 (1.1)
C. Inflation: most recent year		4.76 (26.19)	7.94 (10.32)	9.51 (2.44)	9.98 (-0.1)	9.38 (3.1)	9.67 (1.67)
D. Freedom to own foreign currency bank accounts	0	0	5	10	10	10	10
4. Freedom to Trade Internationally		2.81	6.74	8.37	8.54	8.34	7.91
A. Tariffs		8.43	7.85	9.15	8.36	8.2	8.03
(i) Revenue from trade taxes (% of trade sector)		9.13 (1.3)	9.53 (0.71)	9.63 (0.55)	9.1 (1.35)	9.13 (1.3)	8.6 (2.1)
(ii) Mean tariff rate		7.72 (11.4)	7.26 (13.7)	8.98 (5.1)	8.98 (5.1)	8.98 (5.1)	8.98 (5.1)
(iii) Standard deviation of tariff rates			6.76 (8.11)	8.84 (2.91)	7 (7.5)	6.49 (8.77)	6.51 (8.72)
B. Regulatory trade barriers			6.43	6.28	7.62	7.64	7.64
(i) Non-tariff trade barriers			4.35	5.23	5.4	5.42	5.42
(ii) Compliance cost of importing and exporting			8.5	7.34	9.84	9.85	9.85
C. Black-market exchange rates	0	0	10	10	10	10	10
D. Controls of the movement of capital and people	0	0	2.67	8.04	8.19	7.51	5.98
(i) Financial openness			2.26	10	10	6.88	6.88
(ii) Capital controls	0	0	3.08	7.69	6.92	6.92	4.62
(iii) Freedom of foreigners to visit				6.42	7.63	8.74	6.45
5. Regulation	3.27	4.17	6.93	7.88	7.73	7.81	7.89
A. Credit market regulations	0	3.52	8.91	9.49	9.59	9.54	9.87
(i) Ownership of banks	0	0	8	10	10	10	10
(ii) Private sector credit		6.55	9.72	8.46	8.78	9.62	9.62
(iii) Interest rate controls / negative real interest rates		4	9	10	10	9	10
B. Labor market regulations			5.63	7.68	7.04	7.17	7.17
(i) Hiring regulations and minimum wage			2.57	6.67	5.57	5.57	5.57
(ii) Hiring and firing regulations			4.33	5.23	4.76	5.04	5.04
(iii) Centralized collective bargaining			7.87	6.95	6.69	7.18	7.18
(iv) Hours regulations			6.85	8	6	6	6
(v) Mandated cost of worker dismissal			9.17	9.25	9.25	9.25	9.25
(vi) Conscription	0	0	3	10	10	10	10
C. Business regulations			6.24	6.47	6.56	6.71	6.61
(i) Administrative requirements			6.1	3.42	4.16	4.52	4.52
(ii) Bureaucracy costs			5.95	6.52	5.56	6.22	5.56
(iii) Starting a business			8.6	9.41	9.25	9.25	9.25
(iv) Impartial public administration	4.78	6.33	7.45	6.67	6.27	5.91	5.94
(v) Licensing restrictions				8.39	9.2	9.33	9.33
(vi) Cost of tax compliance			3.1	4.4	4.92	5.06	5.06

Burkina Faso

	1980	1990	2000	2010	2015	2019	2020
	Rating (Rank)	Rating (Rank)	Rating (Rank)	Rating (Rank)	Rating (Rank)	Rating (Rank)	Rating (Rank)
Summary Ratings (Rank)				5.96 (125)	6.01 (128)	6.25 (125)	6.15 (123)
	Rating (Data)	Rating (Data)	Rating (Data)	Rating (Data)	Rating (Data)	Rating (Data)	Rating (Data)
1. Size of Government	2.36	3.2	3.51	6.14	6.14	7.1	7.24
A. Government consumption				6.82 (16.8)	6.4 (18.23)	4.44 (24.92)	5.41 (21.61)
B. Transfers and subsidies				9.96 (0.66)	10 (0.19)	9.77 (1.34)	9.53 (2.22)
C. Government investment	0 (51.54)	1.34 (45.33)	0.04 (49.88)	0.78 (47.27)	0.82 (47.14)	6.98 (25.56)	6.98 (25.56)
D. Top marginal tax rate					6.5	6.5	6.5
(i) Top marginal income tax rate					9 (25)	9 (25)	9 (25)
(ii) Top marginal income and payroll tax rate					4 (42)	4 (42)	4 (42)
E. State ownership of assets	4.72	5.06	6.99	6.99	6.99	7.79	7.79
2. Legal System and Property Rights	3.15	3.87	3.88	4.01	3.89	4.05	4.07
A. Judicial independence	4.55	4.98	4.69	4.47	4.43	5.05	5.02
B. Impartial courts	4.96	4.2	4.02	4.24	4.49	4.01	3.8
C. Protection of property rights			5.35	5.23	4.25	4.62	4.62
D. Military interference in rule of law and politics	2.5	3.33	5	4.17	3.33	3.33	3.33
E. Integrity of the legal system	5.15	5.06	6.31	5.88	5.64	5.87	6.25
F. Legal enforcement of contracts			2.1	2.14	2.14	2.14	2.14
G. Regulatory restrictions on sale of real property			1.56	4.68	4.76	4.82	4.82
H. Reliability of police			5	4.4	5.08	5.72	5.72
<i>Gender Legal Rights Adjustment</i>	0.47	0.76	0.82	0.82	0.82	0.82	0.82
3. Sound Money				6.76	6.9	6.71	6.78
A. Money growth			3.12 (34.38)	7.94 (10.32)	8.74 (6.28)	9.01 (4.96)	8.72 (6.38)
B. Standard deviation of inflation				9.24 (1.91)	9.03 (2.42)	8.49 (3.78)	8.78 (3.06)
C. Inflation: most recent year				9.85 (-0.76)	9.81 (0.95)	9.35 (-3.23)	9.62 (1.89)
D. Freedom to own foreign currency bank accounts				0	0	0	0
4. Freedom to Trade Internationally				5.73	6.28	6.31	5.69
A. Tariffs				7.31	7.37	7.44	7.44
(i) Revenue from trade taxes (% of trade sector)				7.03 (4.45)	7.52 (3.72)	7.69 (3.46)	7.69 (3.46)
(ii) Mean tariff rate				7.62 (11.9)	7.56 (12.2)	7.58 (12.1)	7.58 (12.1)
(iii) Standard deviation of tariff rates				7.29 (6.78)	7.02 (7.44)	7.05 (7.38)	7.05 (7.38)
B. Regulatory trade barriers				4.8	4.54	4.52	4.52
(i) Non-tariff trade barriers				5.93	5.49	5.43	5.43
(ii) Compliance cost of importing and exporting				3.67	3.59	3.6	3.6
C. Black-market exchange rates				10	10	10	10
D. Controls of the movement of capital and people		4.16	1.66	0.81	3.21	3.27	0.8
(i) Financial openness		4.16	1.66	1.66	1.66	1.64	1.64
(ii) Capital controls				0.77	0.77	0.77	0.77
(iii) Freedom of foreigners to visit				0	7.19	7.41	0
5. Regulation				7.17	6.83	7.06	6.95
A. Credit market regulations				7.38	7.01	7.62	7.29
(i) Ownership of banks				10	8	10	10
(ii) Private sector credit				8.14	8.03	7.86	7.86
(iii) Interest rate controls / negative real interest rates				4	5	5	4
B. Labor market regulations				7.76	7.16	7.01	7.01
(i) Hiring regulations and minimum wage				7.77	6.67	6.67	6.67
(ii) Hiring and firing regulations				5.94	5.15	4.6	4.6
(iii) Centralized collective bargaining				6.94	7.19	6.87	6.87
(iv) Hours regulations				8	6	6	6
(v) Mandated cost of worker dismissal				7.94	7.94	7.94	7.94
(vi) Conscription				10	10	10	10
C. Business regulations				6.37	6.31	6.54	6.54
(i) Administrative requirements				4.23	4.33	3.77	3.77
(ii) Bureaucracy costs				3.79	2	4.22	4.22
(iii) Starting a business				7.86	9.1	9.11	9.11
(iv) Impartial public administration	4.03	5.18	6.65	6.65	6.54	6.22	6.22
(v) Licensing restrictions				8.7	8.94	8.93	8.93
(vi) Cost of tax compliance				6.97	6.97	6.97	6.97

Burundi

	1980	1990	2000	2010	2015	2019	2020
	Rating (Rank)	Rating (Rank)	Rating (Rank)	Rating (Rank)	Rating (Rank)	Rating (Rank)	Rating (Rank)
Summary Ratings (Rank)	4.49 (86)	5.14 (79)	5.37 (110)	5.33 (146)	6.08 (124)	5.67 (149)	5.67 (147)
	Rating (Data)	Rating (Data)	Rating (Data)	Rating (Data)	Rating (Data)	Rating (Data)	Rating (Data)
1. Size of Government	8.02	7.77	8.03	5.12	6.88	6.35	6.68
A. Government consumption	9.07 (9.16)	8.75 (10.27)	7.96 (12.92)	3.5 (28.1)	5.02 (22.92)	4.04 (26.28)	3.09 (29.51)
B. Transfers and subsidies			9.43 (2.6)	9.73 (1.51)	10 (0.47)	10 (0.47)	10 (0.47)
C. Government investment	8.77 (19.29)	8.36 (20.73)	9.54 (16.6)	0.64 (47.75)	7.54 (23.61)	6.45 (27.42)	9.39 (17.15)
D. Top marginal tax rate					6.5	6.5	6.5
(i) Top marginal income tax rate					8 (30)	8 (30)	8 (30)
(ii) Top marginal income and payroll tax rate					5 (38)	5 (38)	5 (38)
E. State ownership of assets	6.22	6.22	5.18	6.62	5.36	4.76	4.41
2. Legal System and Property Rights	3.51	3.12	3.15	3.11	3.29	4.1	4.09
A. Judicial independence	4.89	4.97	3.27	2.78	2.69	3.77	3.74
B. Impartial courts	3.22	2.99	2.71	2.96	3.34	3.56	3.34
C. Protection of property rights			3.5	3.26	2.99	4.31	4.31
D. Military interference in rule of law and politics							
E. Integrity of the legal system	4.66	4.85	4.86	3.86	3.06	3.1	3.28
F. Legal enforcement of contracts		2.94	2.94	2.65	2.65	2.81	2.81
G. Regulatory restrictions on sale of real property		3.22	3.22	6.38	8.51	8.55	8.55
H. Reliability of police			3.7	1.99	2	5.37	5.37
<i>Gender Legal Rights Adjustment</i>	0.65	0.65	0.82	0.82	0.82	0.82	0.82
3. Sound Money	5.54	6.22	6.02	7	7.81	8.77	8.14
A. Money growth	7.84 (10.8)	8.85 (5.74)	6.98 (15.09)	7.47 (12.65)	8.99 (5.03)	7.38 (13.09)	6.63 (16.86)
B. Standard deviation of inflation	7.6 (5.99)	7.22 (6.94)	6.95 (7.62)	6.83 (7.93)	8.36 (4.11)	7.84 (5.39)	7.39 (6.52)
C. Inflation: most recent year	6.72 (16.38)	8.8 (5.99)	5.14 (24.31)	8.72 (6.4)	8.89 (5.55)	9.86 (-0.69)	8.54 (7.32)
D. Freedom to own foreign currency bank accounts	0	0	5	5	5	10	10
4. Freedom to Trade Internationally	0.61	3.64	4.37	4.65	5.82	2.7	2.99
A. Tariffs	0	1.3	1.13	4.64	6.9	6.88	6.88
(i) Revenue from trade taxes (% of trade sector)	0 (18.1)	0 (22.9)	1.13 (13.31)	1.13 (13.31)	8.07 (2.9)	8.07 (2.9)	8.07 (2.9)
(ii) Mean tariff rate		2.6 (37)		7.5 (12.5)	7.44 (12.8)	7.44 (12.8)	7.44 (12.8)
(iii) Standard deviation of tariff rates				5.3 (11.75)	5.19 (12.03)	5.14 (12.16)	5.14 (12.16)
B. Regulatory trade barriers				3.97	2.54	2.84	2.84
(i) Non-tariff trade barriers				4.08	3.94	4.55	4.55
(ii) Compliance cost of importing and exporting				3.86	1.14	1.14	1.14
C. Black-market exchange rates	1	8.8	10	10	10	0.39	1.72
D. Controls of the movement of capital and people	0.83	0.83	1.98	0	3.85	0.7	0.51
(i) Financial openness	1.66	1.66	1.66	0	0	0	0
(ii) Capital controls	0	0	2.31	0	1.54	1.54	1.54
(iii) Freedom of foreigners to visit				0	10	0.55	0
5. Regulation	4.77	4.94	5.29	6.77	6.6	6.41	6.45
A. Credit market regulations	2.94	3.26	1.42	7.6	6	5	5
(i) Ownership of banks	2	0	0	5	8	5	5
(ii) Private sector credit	4.81	5.78	0.25	7.8	0	0	0
(iii) Interest rate controls / negative real interest rates	2	4	4	10	10	10	10
B. Labor market regulations			8.07	7.79	7.89	8.05	8.05
(i) Hiring regulations and minimum wage			10	10	10	10	10
(ii) Hiring and firing regulations				4.77	3.67	5.12	5.12
(iii) Centralized collective bargaining				8.24	7.92	7.45	7.45
(iv) Hours regulations			4.7	6	8	8	8
(v) Mandated cost of worker dismissal			7.59	7.76	7.76	7.76	7.76
(vi) Conscription	10	10	10	10	10	10	10
C. Business regulations			6.37	4.91	5.9	6.19	6.3
(i) Administrative requirements				3.82	3.37	4.91	4.91
(ii) Bureaucracy costs				4.24	2.67	2.44	2.44
(iii) Starting a business			6.96	8.32	9.73	9.71	9.71
(iv) Impartial public administration	3.97	4.77	3.72	2.45	2.97	2.92	3.55
(v) Licensing restrictions				3.72	9.29	9.76	9.76
(vi) Cost of tax compliance			8.43	6.93	7.40	7.40	7.40

Cabo Verde

	1980	1990	2000	2010	2015	2019	2020
	Rating (Rank)	Rating (Rank)	Rating (Rank)	Rating (Rank)	Rating (Rank)	Rating (Rank)	Rating (Rank)
Summary Ratings (Rank)				6.46 (102)	7.2 (67)	7.65 (40)	7.6 (30)
	Rating (Data)	Rating (Data)	Rating (Data)	Rating (Data)	Rating (Data)	Rating (Data)	Rating (Data)
1. Size of Government		5.99	5.81	5.73	7.51	7.59	7.46
A. Government consumption				3.32 (28.7)	5.17 (22.42)	5.22 (22.24)	4.55 (24.53)
B. Transfers and subsidies				9.34 (2.93)	8.73 (5.17)	9.05 (3.98)	9.05 (3.98)
C. Government investment		7.3 (24.47)	3.98 (36.08)	3.37 (38.22)	10 (14.37)	10 (10.41)	10 (10.41)
D. Top marginal tax rate				5	6	6	6
(i) Top marginal income tax rate				7 (35)	8 (28)	8 (28)	8 (28)
(ii) Top marginal income and payroll tax rate				3 (50)	4 (44)	4 (44)	4 (44)
E. State ownership of assets	4.5	4.68	7.63	7.63	7.63	7.69	7.69
2. Legal System and Property Rights	5.5	6.71	6.34	6.34	6.44	6.4	6.54
A. Judicial independence	6.89	6.97	6.57	6.73	6.8	6.61	6.55
B. Impartial courts	7.33	7.13	6.21	6.03	5.93	5.97	5.8
C. Protection of property rights			5.13	5.13	5.51	5.44	5.44
D. Military interference in rule of law and politics							
E. Integrity of the legal system	5.83	6.02	6.47	6.49	6.52	6.23	7.43
F. Legal enforcement of contracts			6.06	6.06	6.06	6.06	6.06
G. Regulatory restrictions on sale of real property			8.13	8.13	8.83	8.92	8.92
H. Reliability of police			5.79	5.79	5.44	5.55	5.55
<i>Gender Legal Rights Adjustment</i>	0.65	1	1	1	1	1	1
3. Sound Money				7.25	8.42	9.77	9.72
A. Money growth			2.72 (36.38)	9.85 (-0.77)	9.53 (2.34)	9.63 (1.84)	9.4 (3.02)
B. Standard deviation of inflation				9.58 (1.06)	9.17 (2.08)	9.66 (0.86)	9.59 (1.03)
C. Inflation: most recent year				9.58 (2.08)	9.97 (0.13)	9.78 (1.11)	9.88 (0.61)
D. Freedom to own foreign currency bank accounts				0	5	10	10
4. Freedom to Trade Internationally				6.18	6.72	7.17	7.17
A. Tariffs				6.6	6.8	6.78	6.78
(i) Revenue from trade taxes (% of trade sector)				7.02 (4.47)	7.55 (3.68)	7.64 (3.54)	7.64 (3.54)
(ii) Mean tariff rate				7.96 (10.2)	8 (10)	7.96 (10.2)	7.96 (10.2)
(iii) Standard deviation of tariff rates				4.82 (12.95)	4.84 (12.9)	4.74 (13.16)	4.74 (13.16)
B. Regulatory trade barriers				6.16	5.21	5.88	5.88
(i) Non-tariff trade barriers				4.86	5.04	5.11	5.11
(ii) Compliance cost of importing and exporting				7.45	5.38	6.66	6.66
C. Black-market exchange rates				10	10	10	10
D. Controls of the movement of capital and people		1.66	1.66	1.98	4.89	6.01	6.01
(i) Financial openness		1.66	1.66	1.66	1.66	8.8	8.8
(ii) Capital controls				2.5	3	9.23	9.23
(iii) Freedom of foreigners to visit				1.77	10	0	0
5. Regulation				6.8	6.9	7.33	7.12
A. Credit market regulations				8.82	9.49	9.83	9.1
(i) Ownership of banks					10	10	10
(ii) Private sector credit				7.64	8.48	9.48	7.31
(iii) Interest rate controls / negative real interest rates				10	10	10	10
B. Labor market regulations				4.63	4.42	4.88	4.88
(i) Hiring regulations and minimum wage				5	3.9	3.9	3.9
(ii) Hiring and firing regulations				3.95	4.29	4.66	4.66
(iii) Centralized collective bargaining				7.33	6.81	6.65	6.65
(iv) Hours regulations				8	8	8	8
(v) Mandated cost of worker dismissal				2.52	2.52	5.07	5.07
(vi) Conscription				1	1	1	1
C. Business regulations				6.95	6.78	7.29	7.37
(i) Administrative requirements				4.33	4.37	4.53	4.53
(ii) Bureaucracy costs				5	3.78	6	6.44
(iii) Starting a business				9.34	9.49	9.58	9.58
(iv) Impartial public administration	7.31	7.13	7.13	7.13	6.44	6.4	6.4
(v) Licensing restrictions				7.98	8.63	9.27	9.27
(vi) Cost of tax compliance				7.92	7.98	7.98	7.98

Cambodia

	1980	1990	2000	2010	2015	2019	2020
	Rating (Rank)	Rating (Rank)	Rating (Rank)	Rating (Rank)	Rating (Rank)	Rating (Rank)	Rating (Rank)
Summary Ratings (Rank)				6.94 (77)	7.12 (72)	7.38 (61)	7.13 (63)
	Rating (Data)	Rating (Data)	Rating (Data)	Rating (Data)	Rating (Data)	Rating (Data)	Rating (Data)
1. Size of Government			5.98	8.04	8.17	9.2	9.07
A. Government consumption				9.64 (7.24)	9.83 (6.57)	9.86 (6.48)	9.65 (7.19)
B. Transfers and subsidies				9.89 (0.89)	9.71 (1.56)	9.53 (2.24)	9.1 (3.81)
C. Government investment			4.3 (34.95)	2.86 (40)	3.49 (37.79)	8.79 (19.25)	8.79 (19.25)
D. Top marginal tax rate				10	10	10	10
(i) Top marginal income tax rate				10 (20)	10 (20)	10 (20)	10 (20)
(ii) Top marginal income and payroll tax rate				10 (20)	10 (20)	10 (20)	10 (20)
E. State ownership of assets	3.58	3.94	7.66	7.79	7.81	7.84	7.84
2. Legal System and Property Rights	3.1	2.83	3.38	4.14	3.65	3.7	3.7
A. Judicial independence	2.05	2.07	3.31	3.62	3.38	3.23	3.2
B. Impartial courts	6.16	4.92	3.45	3.81	3.26	3.37	3.11
C. Protection of property rights			4.08	4.16	4.21	4.5	4.5
D. Military interference in rule of law and politics			5.83	5			
E. Integrity of the legal system	1.68	1.76	2.65	2.63	1.96	1.72	1.98
F. Legal enforcement of contracts			2.17	2.44	1.82	1.82	1.82
G. Regulatory restrictions on sale of real property			3.24	7.53	7.53	7.55	7.55
H. Reliability of police			3.14	3.97	3.36	3.73	3.73
<i>Gender Legal Rights Adjustment</i>	0.88	0.94	0.94	1	1	1	1
3. Sound Money				8.84	9.21	9.27	9.12
A. Money growth			2.52 (37.38)	7.75 (11.26)	7.43 (12.84)	7.81 (10.95)	7.82 (10.89)
B. Standard deviation of inflation				8.43 (3.92)	9.66 (0.86)	9.64 (0.89)	9.26 (1.84)
C. Inflation: most recent year				9.2 (4)	9.76 (1.22)	9.61 (1.94)	9.41 (2.94)
D. Freedom to own foreign currency bank accounts				10	10	10	10
4. Freedom to Trade Internationally				7.37	7.45	7.72	6.94
A. Tariffs				8.55	7.62	7.6	7.82
(i) Revenue from trade taxes (% of trade sector)				8.55 (2.17)	8.64 (2.04)	8.58 (2.13)	8.88 (1.68)
(ii) Mean tariff rate					7.76 (11.2)	7.78 (11.1)	7.92 (10.4)
(iii) Standard deviation of tariff rates					6.46 (8.85)	6.45 (8.88)	6.67 (8.32)
B. Regulatory trade barriers				6.09	4.67	4.83	4.83
(i) Non-tariff trade barriers				5.48	5.35	5.66	5.66
(ii) Compliance cost of importing and exporting				6.7	3.99	4	4
C. Black-market exchange rates				10	10	10	10
D. Controls of the movement of capital and people			0	4.83	7.52	8.46	5.13
(i) Financial openness			0	7.17	7.17	10	10
(ii) Capital controls				7	5.38	5.38	5.38
(iii) Freedom of foreigners to visit				0.33	10	10	0
5. Regulation				6.3	7.12	7.01	6.82
A. Credit market regulations				7.29	10	9.5	8.88
(i) Ownership of banks							
(ii) Private sector credit				7.29	10	10	8.76
(iii) Interest rate controls / negative real interest rates						9	9
B. Labor market regulations				6.47	6.54	6.46	6.46
(i) Hiring regulations and minimum wage				5.57	6.67	6.67	6.67
(ii) Hiring and firing regulations				5.44	5.53	5.07	5.07
(iii) Centralized collective bargaining				6.49	5.75	5.72	5.72
(iv) Hours regulations				10	10	10	10
(v) Mandated cost of worker dismissal				6.3	6.3	6.3	6.3
(vi) Conscription				5	5	5	5
C. Business regulations				5.13	4.83	5.06	5.13
(i) Administrative requirements				4.42	4.17	4.27	4.27
(ii) Bureaucracy costs				4.39	2.89	4.67	5.11
(iii) Starting a business				6.02	6.16	6.04	6.04
(iv) Impartial public administration	3.04	3.45	2.94	2.94	2.72	2.32	2.32
(v) Licensing restrictions				4.93	4.99	4.99	4.99
(vi) Cost of tax compliance				8.06	8.06	8.06	8.06

Cameroon

	1980	1990	2000	2010	2015	2019	2020
	Rating (Rank)	Rating (Rank)	Rating (Rank)	Rating (Rank)	Rating (Rank)	Rating (Rank)	Rating (Rank)
Summary Ratings (Rank)	5.17 (60)	5.26 (69)	5.41 (109)	5.94 (127)	5.69 (139)	5.79 (145)	5.76 (144)
	Rating (Data)	Rating (Data)	Rating (Data)	Rating (Data)	Rating (Data)	Rating (Data)	Rating (Data)
1. Size of Government	7.79	5.75	6.83	7.58	7.31	7.23	7.19
A. Government consumption	8.18 (12.19)	7.04 (16.06)	8 (12.8)	7.66 (13.96)	7.41 (14.8)	7.86 (13.27)	7.52 (14.44)
B. Transfers and subsidies	9.92 (0.8)	9.4 (2.7)	9.57 (2.09)	9.57 (2.09)	9.3 (3.08)	9.53 (2.21)	9.53 (2.21)
C. Government investment	7.94 (22.2)	5.29 (31.49)	10 (13.99)	9.72 (15.96)	8.77 (19.31)	7.82 (22.62)	7.96 (22.14)
D. Top marginal tax rate		0.5	0	4.5	4.5	4.5	4.5
(i) Top marginal income tax rate		1 (60)	0 (65)	5 (39)	5 (39)	5 (39)	5 (39)
(ii) Top marginal income and payroll tax rate		0 (63)	0 (68)	4 (41)	4 (41)	4 (43)	4 (43)
E. State ownership of assets	5.13	6.51	6.58	6.46	6.57	6.45	6.45
2. Legal System and Property Rights	2.85	2.81	3.03	3.04	2.87	2.76	2.76
A. Judicial independence	3.75	3.64	3.5	3.53	3.76	3.52	3.49
B. Impartial courts	4.4	2.83	3.05	3.24	3.3	3.38	3.09
C. Protection of property rights			3.84	4.03	4.41	4.29	4.29
D. Military interference in rule of law and politics	3.33	6.67	6.67	5.83	5	4.17	4.17
E. Integrity of the legal system	4	4.35	3.77	3.58	3.68	3.52	3.76
F. Legal enforcement of contracts		2.17	5.08	5.08	2.17	2.17	2.17
G. Regulatory restrictions on sale of real property		3.24	3.24	3.24	3.37	3.97	3.97
H. Reliability of police			3.83	4.5	5.56	5.07	5.07
<i>Gender Legal Rights Adjustment</i>	0.47	0.47	0.47	0.47	0.47	0.47	0.47
3. Sound Money	5.56	7.02	6.78	6.8	7.12	7.15	7.16
A. Money growth	7.46 (12.7)	9.01 (-4.96)	8.05 (9.76)	8.59 (7.05)	9.46 (2.69)	9.52 (2.42)	9.52 (2.42)
B. Standard deviation of inflation	7.65 (5.88)	9.38 (1.55)	9.3 (1.75)	8.88 (2.81)	9.57 (1.07)	9.59 (1.03)	9.61 (0.97)
C. Inflation: most recent year	7.15 (14.25)	9.67 (1.64)	9.75 (1.23)	9.74 (1.28)	9.46 (2.69)	9.51 (2.45)	9.51 (2.44)
D. Freedom to own foreign currency bank accounts	0	0	0	0	0	0	0
4. Freedom to Trade Internationally	4.78	5.48	4.82	5.78	4.92	5.12	5.07
A. Tariffs	2.67	6.4	5.08	5.5	6.72	6.55	6.55
(i) Revenue from trade taxes (% of trade sector)	2.67 (11)	6.4 (5.4)	3.84 (9.24)	3.84 (9.24)	7.53 (3.71)	7 (4.5)	7 (4.5)
(ii) Mean tariff rate			6.32 (18.4)	6.44 (17.8)	6.36 (18.2)	6.36 (18.2)	6.36 (18.2)
(iii) Standard deviation of tariff rates				6.23 (9.43)	6.29 (9.28)	6.29 (9.28)	6.29 (9.28)
B. Regulatory trade barriers			3	6.57	1.96	2.66	2.66
(i) Non-tariff trade barriers				6.46	3.92	5.32	5.32
(ii) Compliance cost of importing and exporting			3	6.68	0	0	0
C. Black-market exchange rates	9.6	9.2	10	10	10	10	10
D. Controls of the movement of capital and people	2.08	0.83	1.21	1.07	1.01	1.28	1.06
(i) Financial openness	4.16	1.66	1.66	1.66	1.66	1.64	1.64
(ii) Capital controls	0	0	0.77	1.54	0.83	1.54	1.54
(iii) Freedom of foreigners to visit				0	0.55	0.66	0
5. Regulation	4.85	5.25	5.59	6.51	6.23	6.7	6.63
A. Credit market regulations	3	4.85	6.67	7.5	6.8	7.7	7.51
(i) Ownership of banks	0	0	2	5	5	5	5
(ii) Private sector credit		6.54	10	8.5	6.41	8.11	7.54
(iii) Interest rate controls / negative real interest rates	6	8	8	9	9	10	10
B. Labor market regulations			7.08	7.56	7.3	7.28	7.28
(i) Hiring regulations and minimum wage			7.2	7.23	7.23	7.23	7.23
(ii) Hiring and firing regulations			4.33	6.32	5.09	4.79	4.79
(iii) Centralized collective bargaining			6	6.43	6.5	6.63	6.63
(iv) Hours regulations			8	8	8	8	8
(v) Mandated cost of worker dismissal			6.94	7.38	7.01	7.01	7.01
(vi) Conscription	10	10	10	10	10	10	10
C. Business regulations			3.03	4.47	4.59	5.11	5.11
(i) Administrative requirements				3.39	3.97	4.23	4.23
(ii) Bureaucracy costs				3.18	1.11	3.56	3.56
(iii) Starting a business			6.08	8.44	8.71	9.27	9.27
(iv) Impartial public administration	2.87	3.04	3.02	2.62	2.11	1.78	1.78
(v) Licensing restrictions				6.54	8.69	8.83	8.83
(vi) Cost of tax compliance			0	2.67	2.94	3.01	3.01

Canada

	1980	1990	2000	2010	2015	2019	2020
	Rating (Rank)	Rating (Rank)	Rating (Rank)	Rating (Rank)	Rating (Rank)	Rating (Rank)	Rating (Rank)
Summary Ratings (Rank)	8.21 (4)	8.25 (6)	8.29 (7)	8.08 (8)	8.22 (8)	8.05 (15)	7.81 (14)
	Rating (Data)	Rating (Data)	Rating (Data)	Rating (Data)	Rating (Data)	Rating (Data)	Rating (Data)
1. Size of Government	5.77	6.02	6.25	6.49	6.51	6.32	5.82
A. Government consumption	3.29 (28.83)	3.35 (28.63)	4.54 (24.56)	3.73 (27.32)	3.92 (26.67)	3.97 (26.51)	3.45 (28.26)
B. Transfers and subsidies	6.19 (14.5)	5.89 (15.6)	6.34 (13.92)	6.94 (11.72)	7.17 (10.88)	7 (11.52)	4.45 (20.86)
C. Government investment	10 (14.73)	9.51 (16.72)	10 (14.85)	8.43 (20.49)	9.8 (15.69)	9.43 (16.98)	8.97 (18.59)
D. Top marginal tax rate	2	4	3	6	4	4	5
(i) Top marginal income tax rate	2 (60-68)	4 (44-54)	3 (44-51)	6 (39-50)	4 (40-55)	4 (45-54)	5 (45-54)
(ii) Top marginal income and payroll tax rate		4 (44-54)	3 (44-51)	6 (39-50)	4 (40-55)	4 (45-54)	5 (45-54)
E. State ownership of assets	7.37	7.37	7.37	7.37	7.66	7.21	7.21
2. Legal System and Property Rights	8.86	8.41	8.12	8.1	8.22	8.04	8.02
A. Judicial independence	8.14	8.55	8.5	8.39	8.28	7.99	7.67
B. Impartial courts	9.46	8.96	9.07	8.3	8.22	7.96	7.84
C. Protection of property rights		7.34	5.52	5.69	8.17	7.72	7.72
D. Military interference in rule of law and politics	10	10	10	10	10	10	10
E. Integrity of the legal system	8.47	8.49	8.49	8.06	8.03	8.19	8.51
F. Legal enforcement of contracts	8.25	6.53	6.41	6.41	5.57	5.82	5.82
G. Regulatory restrictions on sale of real property		9.02	9.02	9.09	8.67	8.68	8.68
H. Reliability of police			7.95	8.85	8.78	7.92	7.92
<i>Gender Legal Rights Adjustment</i>	1	1	1	1	1	1	1
3. Sound Money	8.86	9.46	9.67	8.95	9.56	9.6	9.52
A. Money growth	8.31 (8.47)	8.82 (5.88)	9.88 (0.59)	7.52 (12.41)	9.02 (4.89)	9.28 (3.6)	8.54 (7.3)
B. Standard deviation of inflation	9.32 (1.7)	9.65 (0.88)	9.34 (1.65)	8.64 (3.4)	9.46 (1.36)	9.51 (1.24)	9.67 (0.82)
C. Inflation: most recent year	7.8 (11)	9.38 (3.11)	9.45 (2.75)	9.64 (1.78)	9.77 (1.13)	9.61 (1.95)	9.86 (0.72)
D. Freedom to own foreign currency bank accounts	10	10	10	10	10	10	10
4. Freedom to Trade Internationally	9.03	8.98	9.08	8.08	8.13	7.69	7.75
A. Tariffs	8.08	7.93	8.78	7.25	6.94	7.18	7.19
(i) Revenue from trade taxes (% of trade sector)	8.4 (2.4)	9.2 (1.2)	9.79 (0.31)	9.77 (0.35)	9.73 (0.4)	9.75 (0.37)	9.8 (0.3)
(ii) Mean tariff rate	7.76 (11.2)	8.12 (9.4)	9.22 (3.9)	9.26 (3.7)	9.16 (4.2)	9.22 (3.9)	9.22 (3.9)
(iii) Standard deviation of tariff rates		6.48 (8.8)	7.32 (6.7)	2.73 (18.17)	1.94 (20.16)	2.56 (18.6)	2.56 (18.6)
B. Regulatory trade barriers			8.31	7.58	7.82	7.91	7.91
(i) Non-tariff trade barriers			7.45	6.26	5.75	5.94	5.94
(ii) Compliance cost of importing and exporting			9.17	8.89	9.89	9.89	9.89
C. Black-market exchange rates	10	10	10	10	10	10	10
D. Controls of the movement of capital and people	9	9	9.23	7.49	7.74	5.68	5.9
(i) Financial openness	10	10	10	10	10	10	10
(ii) Capital controls	8	8	8.46	6.92	7.69	6.92	7.69
(iii) Freedom of foreigners to visit				5.56	5.53	0.11	0
5. Regulation	8.53	8.39	8.34	8.77	8.67	8.62	7.96
A. Credit market regulations	9.72	9.74	10	9.36	9.73	10	8.08
(i) Ownership of banks	10	10	10	10	10	10	10
(ii) Private sector credit	9.16	9.21	10	9.08	9.18	10	4.23
(iii) Interest rate controls / negative real interest rates	10	10	10	9	10	10	10
B. Labor market regulations	7.33	7.05	6.57	8.51	8.14	8.08	8.08
(i) Hiring regulations and minimum wage			4.28	8.9	8.9	8.9	8.9
(ii) Hiring and firing regulations		6.47	5.08	6.47	6.35	6.09	6.09
(iii) Centralized collective bargaining	7.24	7.24	7.83	7.43	7.33	7.24	7.24
(iv) Hours regulations	4.75	4.49	4.84	10	8	8	8
(v) Mandated cost of worker dismissal			7.4	8.27	8.27	8.27	8.27
(vi) Conscription	10	10	10	10	10	10	10
C. Business regulations			8.45	8.43	8.13	7.79	7.71
(i) Administrative requirements			7.2	4.22	4.61	4.83	4.83
(ii) Bureaucracy costs			7.23	9.09	9.33	8	7.56
(iii) Starting a business			9.89	9.84	9.95	9.95	9.95
(iv) Impartial public administration	9.28	9.28	9.28	9.28	9.51	8.55	8.55
(v) Licensing restrictions				9.63	6.86	6.85	6.85
(vi) Cost of tax compliance			8.67	8.53	8.53	8.53	8.53

Central African Republic

	1980	1990	2000	2010	2015	2019	2020
Summary Ratings (Rank)	Rating (Rank) 4.59 (81)	Rating (Rank) 4.65 (90)	Rating (Rank) 5.06 (115)	Rating (Rank) 5.33 (146)	Rating (Rank) 4.81 (156)	Rating (Rank) 5.37 (157)	Rating (Rank) 5.4 (155)
	Rating (Data)	Rating (Data)	Rating (Data)	Rating (Data)	Rating (Data)	Rating (Data)	Rating (Data)
1. Size of Government	7.22	4.72	5.5	6.73	5.69	7.2	6.96
A. Government consumption	7.67 (13.91)	7.41 (14.81)	8.55 (10.92)	9.32 (8.3)	7.29 (15.2)	9.49 (7.73)	9.49 (7.73)
B. Transfers and subsidies				9.65 (1.78)	9.58 (2.04)	9.58 (2.04)	9.58 (2.04)
C. Government investment		0 (50.67)	0.24 (49.16)	2.17 (42.39)	0 (57.96)	3.33 (38.33)	3.33 (38.33)
D. Top marginal tax rate				5	3	5	3.5
(i) Top marginal income tax rate				5 (39-48)	3 (50)	5 (40)	5 (40)
(ii) Top marginal income and payroll tax rate							2 (52)
E. State ownership of assets	6.76	6.76	7.72	7.49	8.6	8.6	8.88
2. Legal System and Property Rights	2.77	2.35	2.57	3.22	3.17	3.46	3.03
A. Judicial independence	4.64	4.49	3.97	4.55	4.61	6.15	5.88
B. Impartial courts	2.81	3.05	2.92	2.61	2.47	3.03	2.24
C. Protection of property rights			2.69	3.92	3.6	3.92	3.92
D. Military interference in rule of law and politics							
E. Integrity of the legal system	3.4	3.74	4.11	3.39	3.33	3.18	3.08
F. Legal enforcement of contracts		0.51	0.51	0.51	0.51	0.51	0.51
G. Regulatory restrictions on sale of real property		3.58	3.58	4.97	4.93	4.97	4.97
H. Reliability of police			2.6	5.59	5.71	5.71	
<i>Gender Legal Rights Adjustment</i>	0.53	0.53	0.76	0.76	0.76	0.76	0.76
3. Sound Money	5.33	7.09	7.04	6.95	4.85	6.6	6.64
A. Money growth	7.46 (12.69)	9.97 (-0.14)	9.15 (-4.23)	8.69 (6.55)	8.59 (7.06)	8.19 (9.06)	8.19 (9.06)
B. Standard deviation of inflation	7.5 (6.24)	8.86 (2.85)	9.65 (0.88)	9.39 (1.52)	8.24 (4.39)	8.74 (3.15)	8.84 (2.89)
C. Inflation: most recent year	6.35 (18.27)	9.55 (2.27)	9.36 (3.2)	9.7 (1.49)	2.57 (37.14)	9.46 (2.69)	9.54 (2.3)
D. Freedom to own foreign currency bank accounts	0	0	0	0	0	0	0
4. Freedom to Trade Internationally	4.45	4.33	5.47	4.73	5.18	4.78	5.03
A. Tariffs	2.93	2.97	5.58	6.09	6.53	6.29	6.29
(i) Revenue from trade taxes (% of trade sector)	2.93 (10.6)	2.33 (11.5)	4.27 (8.6)	5.61 (6.58)	7.01 (4.48)	6.29 (5.57)	6.29 (5.57)
(ii) Mean tariff rate		3.6 (32)	6.28 (18.6)	6.44 (17.8)	6.4 (18)	6.4 (18)	6.4 (18)
(iii) Standard deviation of tariff rates			6.2 (9.5)	6.23 (9.43)	6.18 (9.54)	6.18 (9.54)	6.18 (9.54)
B. Regulatory trade barriers				1.77	2.64	1.14	2.78
(i) Non-tariff trade barriers						0	3.28
(ii) Compliance cost of importing and exporting				1.77	2.64	2.28	2.28
C. Black-market exchange rates	9.6	9.2	10	10	10	10	10
D. Controls of the movement of capital and people	0.83	0.83	0.83	1.07	1.54	1.69	1.06
(i) Financial openness	1.66	1.66	1.66	1.66	1.66	1.64	1.64
(ii) Capital controls	0	0	0	1.54	1.54	1.54	1.54
(iii) Freedom of foreigners to visit				0	1.44	1.88	0
5. Regulation	3.17	4.75	4.71	5.01	5.14	4.79	5.36
A. Credit market regulations	0	6.29	5.41	7.43	7.86	8.33	8.33
(i) Ownership of banks	0	2	2	5	5	5	5
(ii) Private sector credit		6.88	6.24	8.3	9.59	10	10
(iii) Interest rate controls / negative real interest rates		10	8	9	9	10	10
B. Labor market regulations			4.47	3.44	3.25	2.17	3.25
(i) Hiring regulations and minimum wage			3.9	2.77	0	0	0
(ii) Hiring and firing regulations						0	
(iii) Centralized collective bargaining						0	
(iv) Hours regulations			6	4	6	6	6
(v) Mandated cost of worker dismissal			7.96	7.01	7.01	7.01	7.01
(vi) Conscription	0	0	0	0	0	0	0
C. Business regulations			4.26	4.17	4.3	3.88	4.5
(i) Administrative requirements						0	
(ii) Bureaucracy costs				0.15	1.11	0.67	0.67
(iii) Starting a business			5.51	6	5.27	7.84	7.84
(iv) Impartial public administration	4.18	3.75	2.92	2.92	2.91	2.9	2.13
(v) Licensing restrictions				7.41	7.65	7.31	7.31
(vi) Cost of tax compliance			4.35	4.35	4.59	4.59	4.59

Chad

	1980	1990	2000	2010	2015	2019	2020
	Rating (Rank)	Rating (Rank)	Rating (Rank)	Rating (Rank)	Rating (Rank)	Rating (Rank)	Rating (Rank)
Summary Ratings (Rank)	5.3 (54)	5.39 (65)	5.77 (97)	5.48 (141)	5.22 (152)	5.63 (150)	5.55 (152)
	Rating (Data)	Rating (Data)	Rating (Data)	Rating (Data)	Rating (Data)	Rating (Data)	Rating (Data)
1. Size of Government	5.88	8.81	9.16	8.15	7.36	8.6	7.96
A. Government consumption	4.12 (26)	8.66 (10.54)	9.44 (7.9)	8.46 (11.24)	9.84 (6.56)	10 (4.5)	10 (5.01)
B. Transfers and subsidies		9.89 (0.9)	9.92 (0.8)	9.92 (0.8)	9.92 (0.8)	9.92 (0.8)	9.92 (0.8)
C. Government investment				5.88 (29.43)	8.3 (20.96)	7.23 (24.7)	4.01 (35.98)
D. Top marginal tax rate					1	8	8
(i) Top marginal income tax rate					1 (60)	8 (30)	8 (30)
(ii) Top marginal income and payroll tax rate					1 (60)	8 (30)	8 (30)
E. State ownership of assets	7.64	7.89	8.13	8.34	7.77	7.87	7.87
2. Legal System and Property Rights	3.44	2.5	2.92	3.1	2.4	2.69	2.69
A. Judicial independence	3.72	3.8	2.81	3.32	2.89	3.16	3.16
B. Impartial courts	6.91	5.15	2.82	2.92	2.98	3.22	2.92
C. Protection of property rights			2.27	2.83	3.52	3.57	3.57
D. Military interference in rule of law and politics			7.5	7.5			
E. Integrity of the legal system	2.89	2.95	5.43	5	2.3	2.35	2.7
F. Legal enforcement of contracts		0.3	3.27	3.99	2.22	2.22	2.22
G. Regulatory restrictions on sale of real property		4.17	4.17	4.17	4.96	6.79	6.79
H. Reliability of police			2.22	2.74	3.12	3.3	3.3
<i>Gender Legal Rights Adjustment</i>	0.53	0.53	0.53	0.53	0.53	0.53	0.53
3. Sound Money	6.6	5.68	6.66	6.28	6.37	6.91	6.82
A. Money growth	8.37 (8.17)	8.83 (-5.85)	9.75 (-1.23)	9.39 (3.06)	8.92 (5.42)	9.99 (-0.05)	9.99 (-0.05)
B. Standard deviation of inflation	9.76 (0.59)	6.19 (9.53)	7.65 (5.87)	6.17 (9.58)	7.29 (6.78)	7.83 (5.43)	8.17 (4.57)
C. Inflation: most recent year	8.25 (8.73)	7.72 (11.41)	9.24 (3.82)	9.58 (-2.08)	9.27 (3.66)	9.81 (-0.97)	9.11 (4.46)
D. Freedom to own foreign currency bank accounts	0	0	0	0	0	0	0
4. Freedom to Trade Internationally		5.81	5.73	4.86	4.99	5.07	4.93
A. Tariffs		7.4	6.24	6.31	6.31	6.31	6.31
(i) Revenue from trade taxes (% of trade sector)		7.4 (3.9)					
(ii) Mean tariff rate			6.84 (15.8)	6.42 (17.9)	6.42 (17.9)	6.42 (17.9)	6.42 (17.9)
(iii) Standard deviation of tariff rates			5.64 (10.9)	6.21 (9.49)	6.21 (9.49)	6.21 (9.49)	6.21 (9.49)
B. Regulatory trade barriers			5.83	2.05	2.11	2.35	2.35
(i) Non-tariff trade barriers				4.09	3.44	3.92	3.92
(ii) Compliance cost of importing and exporting			5.83	0	0.77	0.77	0.77
C. Black-market exchange rates	9.6	9.2	10	10	10	10	10
D. Controls of the movement of capital and people	0.83	0.83	0.83	1.07	1.54	1.61	1.06
(i) Financial openness	1.66	1.66	1.66	1.66	1.66	1.64	1.64
(ii) Capital controls	0	0	0	1.54	1.54	1.54	1.54
(iii) Freedom of foreigners to visit				0	1.44	1.66	0
5. Regulation	5.3	4.16	4.37	5.01	4.97	4.87	5.33
A. Credit market regulations	2	4.76	4.68	6.03	5.86	5.96	7.33
(i) Ownership of banks	2	0	0	2	2	2	2
(ii) Private sector credit		6.29	6.04	7.1	6.58	5.88	10
(iii) Interest rate controls / negative real interest rates		8	8	9	9	10	10
B. Labor market regulations			6.22	5.99	5.36	5.37	5.37
(i) Hiring regulations and minimum wage			5	5	5	5	5
(ii) Hiring and firing regulations			6.33	5.23	3.9	4.2	4.2
(iii) Centralized collective bargaining			8.33	6.78	6.33	6.1	6.1
(iv) Hours regulations			8	8	6	6	6
(v) Mandated cost of worker dismissal			6.66	7.94	7.94	7.94	7.94
(vi) Conscription	10	0	3	3	3	3	3
C. Business regulations			2.21	3	3.68	3.27	3.27
(i) Administrative requirements				2.7	3.59	3.64	3.64
(ii) Bureaucracy costs				3.18	1.11	0.89	0.89
(iii) Starting a business			2.26	4.57	6.33	6.28	6.28
(iv) Impartial public administration	4.86	2.44	2.59	2.33	2.33	0.95	0.95
(v) Licensing restrictions				3.41	7.3	7.2	7.2
(vi) Cost of tax compliance			1.79	1.79	1.41	0.65	0.65

Chile

	1980	1990	2000	2010	2015	2019	2020
	Rating (Rank)	Rating (Rank)	Rating (Rank)	Rating (Rank)	Rating (Rank)	Rating (Rank)	Rating (Rank)
Summary Ratings (Rank)	4.84 (70)	6.75 (27)	7.45 (30)	8.01 (10)	7.92 (21)	7.86 (29)	7.56 (33)
	Rating (Data)	Rating (Data)	Rating (Data)	Rating (Data)	Rating (Data)	Rating (Data)	Rating (Data)
1. Size of Government	5.93	7.35	7.34	7.97	8.01	7.82	7.68
A. Government consumption	7.36 (14.98)	7.76 (13.62)	7.02 (16.14)	6.74 (17.1)	6.77 (16.99)	6.23 (18.81)	5.54 (21.17)
B. Transfers and subsidies	6.62 (12.9)	7.28 (10.5)	6.48 (13.42)	7.9 (8.2)	7.89 (8.24)	8.46 (6.15)	8.46 (6.15)
C. Government investment		10 (8.81)	10 (12.54)	10 (11.01)	10 (10.98)	10 (10.02)	10 (10.93)
D. Top marginal tax rate	2	4	5	7	7	6	6
(i) Top marginal income tax rate	2 (58)	4 (50)	5 (45)	7 (40)	7 (40)	6 (36)	6 (36)
(ii) Top marginal income and payroll tax rate		4 (50)	5 (45)	7 (40)	7 (40)	6 (36)	6 (36)
E. State ownership of assets	7.73	7.73	8.22	8.22	8.4	8.4	8.4
2. Legal System and Property Rights	3.66	5.77	6.23	6.88	6.78	6.62	6.68
A. Judicial independence	3.59	6.64	7.28	7.78	7.5	7.41	7.54
B. Impartial courts	7.14	7.63	7.66	7.56	7.1	6.98	6.87
C. Protection of property rights		5.6	5.27	6.73	7.12	7.16	7.16
D. Military interference in rule of law and politics	6.39	6.39	5.14	7.5	7.5	7.5	7.5
E. Integrity of the legal system	4.42	6.47	7.58	7.38	7.31	6.81	7.26
F. Legal enforcement of contracts	5.5	5.68	5.68	5.68	5.68	5.37	5.37
G. Regulatory restrictions on sale of real property		8.95	8.95	8.99	9.07	9.1	9.1
H. Reliability of police			7.07	8.71	8.19	7.79	7.79
<i>Gender Legal Rights Adjustment</i>	0.35	0.71	0.82	0.82	0.82	0.82	0.82
3. Sound Money	2.31	7.55	9.11	9.31	9.39	9.69	9.38
A. Money growth	0 (60.92)	6.12 (19.4)	8.8 (6.01)	9.85 (0.77)	9.04 (4.78)	9.7 (1.49)	9.11 (4.45)
B. Standard deviation of inflation	0 (80.63)	8.34 (4.15)	8.4 (4.01)	7.68 (5.79)	9.37 (1.59)	9.55 (1.12)	9.01 (2.49)
C. Inflation: most recent year	4.25 (28.76)	5.75 (21.24)	9.23 (3.84)	9.72 (1.41)	9.13 (4.35)	9.49 (2.56)	9.39 (3.05)
D. Freedom to own foreign currency bank accounts	5	10	10	10	10	10	10
4. Freedom to Trade Internationally	6.86	6.39	7.18	8.28	8.18	8.16	7.37
A. Tariffs	8.71	8.18	8.91	9.47	9.47	9.48	9.48
(i) Revenue from trade taxes (% of trade sector)	8.13 (2.8)	7.53 (3.7)	8.53 (2.2)	9.77 (0.35)	9.77 (0.34)	9.79 (0.31)	9.79 (0.31)
(ii) Mean tariff rate	8 (10)	7 (15)	8.2 (9)	8.8 (6)	8.8 (6)	8.8 (6)	8.8 (6)
(iii) Standard deviation of tariff rates	10 (0)	10 (0)	10 (0)	9.83 (0.42)	9.83 (0.42)	9.83 (0.42)	9.83 (0.42)
B. Regulatory trade barriers			8.98	7.78	6.87	6.92	6.92
(i) Non-tariff trade barriers			8.28	8.4	6.91	7.01	7.01
(ii) Compliance cost of importing and exporting			9.67	7.16	6.83	6.83	6.83
C. Black-market exchange rates	8.8	10	10	10	10	10	10
D. Controls of the movement of capital and people	3.08	1	0.83	5.86	6.38	6.24	3.1
(i) Financial openness	4.16	0	1.66	8.2	6.99	7	7
(ii) Capital controls	2	2	0	3.85	3.08	2.31	2.31
(iii) Freedom of foreigners to visit				5.53	9.07	9.4	0
5. Regulation	5.45	6.69	7.39	7.61	7.23	7.03	6.67
A. Credit market regulations	7.54	8.43	9.27	8.94	8.95	8.86	7.86
(i) Ownership of banks	5	8	8	8	8	8	8
(ii) Private sector credit	9.63	9.28	9.82	9.82	8.85	8.58	8.58
(iii) Interest rate controls / negative real interest rates	8	8	10	9	10	10	7
B. Labor market regulations		4.95	4.91	6.24	5.16	4.97	4.97
(i) Hiring regulations and minimum wage			3.36	6.67	6.67	5.57	5.57
(ii) Hiring and firing regulations		6.91	5.57	3.92	3.32	3.44	3.44
(iii) Centralized collective bargaining		7.93	8.85	7.57	8.46	8.3	8.3
(iv) Hours regulations			6.51	10	10	10	10
(v) Mandated cost of worker dismissal			5.18	8.27	2.52	2.52	2.52
(vi) Conscription	3	0	0	1	0	0	0
C. Business regulations			7.99	7.64	7.59	7.25	7.18
(i) Administrative requirements			7.88	4.41	4.13	4.02	4.02
(ii) Bureaucracy costs			7.93	8.33	8.22	7.78	7.33
(iii) Starting a business			9.03	9.72	9.82	9.84	9.84
(iv) Impartial public administration	3.95	8.67	8.67	8.67	8.18	7.46	7.46
(v) Licensing restrictions				8.25	8.44	7.74	7.74
(vi) Cost of tax compliance			6.46	6.46	6.74	6.68	6.68

China

	1980	1990	2000	2010	2015	2019	2020
	Rating (Rank)	Rating (Rank)	Rating (Rank)	Rating (Rank)	Rating (Rank)	Rating (Rank)	Rating (Rank)
Summary Ratings (Rank)	4.25 (93)	3.65 (107)	5.51 (107)	6.02 (122)	6.23 (119)	6.33 (120)	6.27 (116)
	Rating (Data)	Rating (Data)	Rating (Data)	Rating (Data)	Rating (Data)	Rating (Data)	Rating (Data)
1. Size of Government	4.16	3.72	3.59	4.58	5.14	5.02	4.97
A. Government consumption	5.25 (22.14)	5.94 (19.81)	4.06 (26.2)	2.99 (29.82)	2.93 (30.04)	2.96 (29.94)	2.71 (30.79)
B. Transfers and subsidies				8.29 (6.76)	8.29 (6.76)	8.29 (6.76)	8.29 (6.76)
C. Government investment		0 (83.91)	0 (74.66)	1.4 (45.1)	4.22 (35.24)	3.87 (36.46)	3.87 (36.46)
D. Top marginal tax rate		5	6	6	6	6	6
(i) Top marginal income tax rate		5 (45)	6 (45)	6 (45)	6 (45)	6 (45)	6 (45)
(ii) Top marginal income and payroll tax rate				6 (45)	6 (45)	6 (45)	6 (45)
E. State ownership of assets	3.07	3.93	4.29	4.23	4.26	3.98	3.98
2. Legal System and Property Rights	4.79	4.62	4.61	5.39	5.25	5.15	5.12
A. Judicial independence	3.68	3.64	3.5	4.02	4.1	4.29	4.28
B. Impartial courts	6.73	4.99	4.6	5.02	5.02	5.12	4.96
C. Protection of property rights		4.15	3.22	6.74	5.87	5.96	5.96
D. Military interference in rule of law and politics	6.67	3.33	3.33	5	5	5	5
E. Integrity of the legal system	4.14	4.14	5.46	4.97	4.43	4.38	4.29
F. Legal enforcement of contracts	4.25	5.87	5.74	5.87	5.53	4.75	4.75
G. Regulatory restrictions on sale of real property		8.27	8.27	8.27	8.51	8.32	8.32
H. Reliability of police			5.08	5.95	6.15	5.98	5.98
<i>Gender Legal Rights Adjustment</i>	0.88	0.88	0.88	0.88	0.88	0.88	0.88
3. Sound Money	6.24	6.45	8.24	7.89	8.25	8.41	8.44
A. Money growth		8.07 (9.67)	9.37 (3.17)	8.61 (6.97)	9.54 (2.32)	9.9 (0.51)	9.81 (0.96)
B. Standard deviation of inflation	9.48 (1.31)	8.86 (2.84)	8.63 (3.43)	8.63 (3.42)	8.74 (3.14)	9.31 (1.73)	9.43 (1.42)
C. Inflation: most recent year	9.24 (3.78)	8.86 (5.68)	9.95 (0.26)	9.34 (3.31)	9.71 (1.44)	9.42 (2.9)	9.52 (2.42)
D. Freedom to own foreign currency bank accounts	0	0	5	5	5	5	5
4. Freedom to Trade Internationally	2.72	1.89	6.12	6.29	6.29	6.71	6.56
A. Tariffs	3.15	3.16	7.11	8.13	8.11	8.49	8.48
(i) Revenue from trade taxes (% of trade sector)	6.2 (5.7)	7.53 (3.7)	8.86 (1.71)	9.35 (0.98)	9.36 (0.96)	9.44 (0.84)	9.44 (0.84)
(ii) Mean tariff rate	0.1 (49.5)	1.94 (40.3)	6.74 (16.3)	8.08 (9.6)	8.02 (9.9)	8.48 (7.6)	8.5 (7.5)
(iii) Standard deviation of tariff rates		0 (32.1)	5.72 (10.7)	6.97 (7.58)	6.95 (7.62)	7.54 (6.16)	7.51 (6.23)
B. Regulatory trade barriers			6.18	6.38	6.06	7.22	7.22
(i) Non-tariff trade barriers			4.35	5.86	5.49	5.81	5.81
(ii) Compliance cost of importing and exporting			8	6.91	6.63	8.64	8.64
C. Black-market exchange rates	5	0	10	10	10	10	10
D. Controls of the movement of capital and people	0	2.5	1.21	0.63	0.99	1.14	0.55
(i) Financial openness		0	1.66	1.66	1.66	1.64	1.64
(ii) Capital controls	0	5	0.77	0	0.77	0	0
(iii) Freedom of foreigners to visit				0.22	0.55	1.77	0
5. Regulation	3.32	1.58	4.98	5.95	6.22	6.33	6.24
A. Credit market regulations	0	0	6.46	6.76	7.13	6.85	6.5
(i) Ownership of banks	0	0	0	2	2	2	2
(ii) Private sector credit			9.39	9.28	9.4	8.55	7.49
(iii) Interest rate controls / negative real interest rates	0	0	10	9	10	10	10
B. Labor market regulations		3.16	4.15	5.66	5.6	5.54	5.54
(i) Hiring regulations and minimum wage			4.37	8.9	8.9	8.9	8.9
(ii) Hiring and firing regulations		4.3	5.1	5.45	5.76	5.77	5.77
(iii) Centralized collective bargaining	4.49	5.18	7.67	7.1	6.42	6.05	6.05
(iv) Hours regulations			6.18	10	10	10	10
(v) Mandated cost of worker dismissal			1.56	2.52	2.52	2.52	2.52
(vi) Conscription	0	0	0	0	0	0	0
C. Business regulations			4.33	5.42	5.94	6.61	6.69
(i) Administrative requirements			7.6	4.89	5.25	5.63	5.63
(ii) Bureaucracy costs			5.4	5.15	3.78	3.33	3.56
(iii) Starting a business			4.96	8.42	9.07	9.71	9.71
(iv) Impartial public administration	3.94	3.48	3.48	3.48	3.53	3.44	3.69
(v) Licensing restrictions				5.04	6.92	9.11	9.11
(vi) Cost of tax compliance			0.23	5.54	7.1	8.45	8.45

Colombia

	1980	1990	2000	2010	2015	2019	2020
Summary Ratings (Rank)	Rating (Rank) 4.81 (71)	Rating (Rank) 5.2 (75)	Rating (Rank) 5.87 (92)	Rating (Rank) 6.7 (89)	Rating (Rank) 6.68 (98)	Rating (Rank) 6.83 (91)	Rating (Rank) 6.55 (99)
	Rating (Data)	Rating (Data)	Rating (Data)	Rating (Data)	Rating (Data)	Rating (Data)	Rating (Data)
1. Size of Government	5.82	7.42	5.95	6.67	6.45	7.03	6.90
A. Government consumption	8.07 (12.57)	7.78 (13.56)	6.13 (19.17)	6.73 (17.13)	6.54 (17.78)	6.27 (18.69)	5.81 (20.23)
B. Transfers and subsidies	9.35 (2.9)	9.13 (3.7)	8.71 (5.24)	8.1 (7.47)	7.84 (8.43)	7.48 (9.76)	7.48 (9.76)
C. Government investment	2.36 (41.75)	4.89 (32.9)	0.99 (46.53)	5.1 (32.13)	5.49 (30.79)	6.58 (26.97)	6.58 (26.97)
D. Top marginal tax rate	2	8	5.5	5	4.5	7	7
(i) Top marginal income tax rate	2 (56)	8 (30)	7 (35)	7 (35)	7 (33)	7 (39)	7 (39)
(ii) Top marginal income and payroll tax rate		8 (30)	4 (43.4)	3 (47)	2 (52)	7 (39)	7 (39)
E. State ownership of assets	7.32	7.32	8.43	8.43	7.88	7.8	7.64
2. Legal System and Property Rights	4.91	4.5	4.55	4.72	4.66	4.93	4.93
A. Judicial independence	6.32	5.57	5.54	5.67	5.49	5.41	5.45
B. Impartial courts	5.28	4.26	5.32	5.02	4.8	5.17	4.75
C. Protection of property rights		4.13	3.17	3.95	5.18	5.13	5.13
D. Military interference in rule of law and politics	6.67	5	3.33	3.33	3.33	4.17	4.17
E. Integrity of the legal system	2.58	2.61	3.71	4.38	4.3	4.24	4.61
F. Legal enforcement of contracts	5.25	3.15	3.15	3.17	3.48	3.11	3.11
G. Regulatory restrictions on sale of real property		8.74	8.74	9.06	9.04	9.06	9.06
H. Reliability of police			5.72	5.56	3.99	4.33	4.33
<i>Gender Legal Rights Adjustment</i>	0.88	0.88	0.88	0.88	0.88	0.94	0.94
3. Sound Money	4.65	4.46	6.37	8.1	7.98	8.32	8.21
A. Money growth	5.79 (21.04)		8.52 (7.41)	8.56 (7.18)	8.77 (6.16)	9.53 (2.35)	9.06 (4.72)
B. Standard deviation of inflation	8.33 (4.17)	9.09 (2.27)	8.81 (2.97)	9.3 (1.75)	9.15 (2.13)	9.46 (1.35)	9.29 (1.77)
C. Inflation: most recent year	4.48 (27.61)	4.29 (28.55)	8.16 (9.22)	9.54 (2.28)	9 (5.01)	9.29 (3.53)	9.5 (2.53)
D. Freedom to own foreign currency bank accounts	0	0	0	5	5	5	5
4. Freedom to Trade Internationally	3.62	4.32	6.22	6.79	6.77	6.57	5.82
A. Tariffs	4.05	5.53	7.85	7.31	8	8.19	8.16
(i) Revenue from trade taxes (% of trade sector)	4.8 (7.8)	5.99 (6.01)	8.37 (2.44)	7.97 (3.04)	8.85 (1.73)	9.27 (1.09)	9.27 (1.09)
(ii) Mean tariff rate	3.3 (33.5)	3.92 (30.4)	7.66 (11.7)	7.5 (12.5)	8.86 (5.7)	8.92 (5.4)	8.84 (5.8)
(iii) Standard deviation of tariff rates		6.68 (8.3)	7.52 (6.2)	6.45 (8.88)	6.28 (9.29)	6.37 (9.07)	6.36 (9.11)
B. Regulatory trade barriers			6.2	6.56	4.42	4.33	4.33
(i) Non-tariff trade barriers			4.9	4.94	5.21	4.77	4.77
(ii) Compliance cost of importing and exporting			7.5	8.18	3.63	3.89	3.89
C. Black-market exchange rates	6.8	6.6	10	9.02	9.53	8.56	8.62
D. Controls of the movement of capital and people	0	0.83	0.83	4.26	5.11	5.22	2.16
(i) Financial openness	0	1.66	1.66	4.16	4.16	4.17	4.17
(ii) Capital controls	0	0	0	0.77	1.54	1.54	2.31
(iii) Freedom of foreigners to visit				7.85	9.62	9.96	0
5. Regulation	5.05	5.31	6.25	7.21	7.56	7.29	6.89
A. Credit market regulations	8	8.2	8.7	8.49	9.47	9.47	8.32
(i) Ownership of banks	8	8	8	8	10	10	10
(ii) Private sector credit		8.61	8.1	7.46	8.42	8.41	4.95
(iii) Interest rate controls / negative real interest rates	8	8	10	10	10	10	10
B. Labor market regulations			4	5.92	5.98	5.84	5.84
(i) Hiring regulations and minimum wage			2.85	8.9	8.9	8.9	8.9
(ii) Hiring and firing regulations		5.5	4.15	4.91	3.94	3.67	3.67
(iii) Centralized collective bargaining			5.93	6.92	7.22	6.67	6.67
(iv) Hours regulations			5.51	10	10	10	10
(v) Mandated cost of worker dismissal			4.53	4.82	4.82	4.82	4.82
(vi) Conscription	0	0	1	0	1	1	1
C. Business regulations			6.04	7.21	7.21	6.56	6.51
(i) Administrative requirements			6.43	3.17	2.69	2.8	2.8
(ii) Bureaucracy costs			6.75	7.88	7.78	6	6
(iii) Starting a business			8.38	9.47	9.63	9.53	9.53
(iv) Impartial public administration	4.47	3.76	3.76	5.51	6.13	5.15	4.86
(v) Licensing restrictions				9.39	9.72	8.75	8.75
(vi) Cost of tax compliance			4.89	7.84	7.32	7.14	7.14

Comoros

	1980	1990	2000	2010	2015	2019	2020
	Rating (Rank)	Rating (Rank)	Rating (Rank)	Rating (Rank)	Rating (Rank)	Rating (Rank)	Rating (Rank)
Summary Ratings (Rank)						6.33 (120)	6.31 (115)
	Rating (Data)	Rating (Data)	Rating (Data)	Rating (Data)	Rating (Data)	Rating (Data)	Rating (Data)
1. Size of Government						6.36	6.82
A. Government consumption						8.99 (9.45)	9.09 (9.08)
B. Transfers and subsidies							
C. Government investment						3.05 (39.34)	3.05 (39.34)
D. Top marginal tax rate						9	7.5
(i) Top marginal income tax rate						9 (30)	8 (30)
(ii) Top marginal income and payroll tax rate							7 (34)
E. State ownership of assets						4.39	7.64
2. Legal System and Property Rights						3.48	3.56
A. Judicial independence						4.24	5.08
B. Impartial courts						3.53	2.08
C. Protection of property rights						4.33	4.33
D. Military interference in rule of law and politics							
E. Integrity of the legal system						3.8	5
F. Legal enforcement of contracts						1.65	1.65
G. Regulatory restrictions on sale of real property						6.93	6.93
H. Reliability of police							
<i>Gender Legal Rights Adjustment</i>	0.65	0.65	0.65	0.65	0.71	0.71	0.71
3. Sound Money						7.02	7.12
A. Money growth			0.92 (45.38)	8.35 (8.23)	8.81 (5.93)	9.46 (2.7)	9.28 (3.62)
B. Standard deviation of inflation						9.38 (1.56)	9.38 (1.56)
C. Inflation: most recent year						9.26 (3.7)	9.84 (0.8)
D. Freedom to own foreign currency bank accounts						0	0
4. Freedom to Trade Internationally						7.13	6.26
A. Tariffs						6.88	3.42
(i) Revenue from trade taxes (% of trade sector)							
(ii) Mean tariff rate						6.94 (15.3)	6.84 (15.8)
(iii) Standard deviation of tariff rates						6.82 (7.96)	0 (31.76)
B. Regulatory trade barriers						6.37	6.37
(i) Non-tariff trade barriers							
(ii) Compliance cost of importing and exporting						6.37	6.37
C. Black-market exchange rates						10	10
D. Controls of the movement of capital and people						5.27	5.27
(i) Financial openness						1.64	1.64
(ii) Capital controls						4.17	4.17
(iii) Freedom of foreigners to visit						10	10
5. Regulation						7.65	7.78
A. Credit market regulations						8.41	8.91
(i) Ownership of banks							
(ii) Private sector credit						7.83	7.83
(iii) Interest rate controls / negative real interest rates						9	10
B. Labor market regulations						7.75	7.75
(i) Hiring regulations and minimum wage						6.67	6.67
(ii) Hiring and firing regulations							
(iii) Centralized collective bargaining							
(iv) Hours regulations						6	6
(v) Mandated cost of worker dismissal						8.32	8.32
(vi) Conscription						10	10
C. Business regulations						6.8	6.67
(i) Administrative requirements							
(ii) Bureaucracy costs						2	2
(iii) Starting a business						8.86	8.86
(iv) Impartial public administration						5.07	4.42
(v) Licensing restrictions						9.17	9.17
(vi) Cost of tax compliance						8.88	8.88

Congo, Democratic Republic

	1980	1990	2000	2010	2015	2019	2020
Summary Ratings (Rank)	Rating (Rank) 2.86 (111)	Rating (Rank) 3.08 (114)	Rating (Rank) 3.85 (124)	Rating (Rank) 5.41 (144)	Rating (Rank) 5.57 (143)	Rating (Rank) 5.42 (155)	Rating (Rank) 5.36 (156)
	Rating (Data)	Rating (Data)	Rating (Data)	Rating (Data)	Rating (Data)	Rating (Data)	Rating (Data)
1. Size of Government	6.17	5.91	6.95	6.8	7.17	7.67	7.64
A. Government consumption	9.04 (9.28)	8.03 (12.7)	9.29 (8.41)	8.72 (10.35)	8.61 (10.74)	9.32 (8.32)	8.86 (9.88)
B. Transfers and subsidies	9.97 (0.6)	9.92 (0.8)	10 (0.01)	8.85 (4.72)	10 (0.27)	9.92 (0.8)	9.92 (0.8)
C. Government investment			9.53 (16.64)	7.82 (22.62)	7.31 (24.4)	10 (11.73)	10 (10.11)
D. Top marginal tax rate	1	1	0.5	2.5	4	3.5	3.5
(i) Top marginal income tax rate	1 (60)	1 (60)	1 (60)	3 (50)	5 (40)	5 (40)	5 (40)
(ii) Top marginal income and payroll tax rate		1 (60)	0 (63)	2 (54)	3 (49)	2 (51)	2 (51)
E. State ownership of assets	4.68	4.68	5.45	6.11	5.93	5.61	5.91
2. Legal System and Property Rights	1.29	1.54	1.66	2.33	2.13	2.69	2.7
A. Judicial independence	2.11	2.47	2.88	3.57	3.28	3.46	3.49
B. Impartial courts	3.08	2.63	2.15	2.68	2.7	2.5	2.33
C. Protection of property rights			3.05	3.89	3.81	3.25	3.25
D. Military interference in rule of law and politics	1.67	1.67	1.67	2.08	2.08	2.5	2.5
E. Integrity of the legal system	1.49	1.57	2.28	2.45	2.46	2.59	2.82
F. Legal enforcement of contracts		0.3	0.3	0.87	0.97	0.97	0.97
G. Regulatory restrictions on sale of real property		5.67	5.67	6.74	5.39	5.96	5.96
H. Reliability of police				5.26	4.44	3.15	3.15
<i>Gender Legal Rights Adjustment</i>	0.24	0.29	0.29	0.35	0.35	0.76	0.76
3. Sound Money	0.83	0	1.43	7.37	7.84	5.88	5.67
A. Money growth	3.32 (33.39)	0 (85.32)	0.72 (46.38)	3.49 (32.56)	8.73 (6.36)	7.26 (13.71)	7.26 (13.71)
B. Standard deviation of inflation	0 (25.49)	0 (30.17)	0 (248.28)	7.41 (6.46)	7.8 (5.51)	2.21 (19.47)	2.69 (18.27)
C. Inflation: most recent year	0 (51.4)	0 (108.95)	0 (550.01)	8.58 (7.1)	9.85 (0.74)	9.06 (4.71)	7.72 (11.4)
D. Freedom to own foreign currency bank accounts	0	0	5	10	5	5	5
4. Freedom to Trade Internationally	2.01	4.24	4.14	5.27	4.98	5.43	5.38
A. Tariffs	4.21	4.9	8.7	7.74	7.75	8.1	8.16
(i) Revenue from trade taxes (% of trade sector)	3.13 (10.3)	3.93 (9.1)	8.7 (1.95)	7.79 (3.32)	7.79 (3.32)	9.11 (1.34)	9.11 (1.34)
(ii) Mean tariff rate	5.28 (23.6)	5.86 (20.7)		7.8 (11)	7.82 (10.9)	7.82 (10.9)	7.8 (11)
(iii) Standard deviation of tariff rates				7.62 (5.94)	7.65 (5.89)	7.38 (6.54)	7.58 (6.05)
B. Regulatory trade barriers				2.54	1.61	2.55	2.55
(i) Non-tariff trade barriers					3.21	5.09	5.09
(ii) Compliance cost of importing and exporting				2.54	0	0	0
C. Black-market exchange rates	0	6	1.43	10	10	10	10
D. Controls of the movement of capital and people	1.83	1.83	2.28	0.81	0.55	1.06	0.8
(i) Financial openness	1.66	1.66	2.26	1.66		1.64	1.64
(ii) Capital controls	2	2	2.31	0.77	0.77	0.77	0.77
(iii) Freedom of foreigners to visit				0	0.33	0.77	0
5. Regulation	4.02	3.7	5.04	5.25	5.72	5.42	5.41
A. Credit market regulations	4.34	2.88	6.31	6.33	6.33	5.7	5.69
(i) Ownership of banks	0	0	0	0	0	0	0
(ii) Private sector credit	8.69	8.65	8.94	10	10	9.11	9.06
(iii) Interest rate controls / negative real interest rates		0	10	9	9	8	8
B. Labor market regulations			5.11	5.67	5.82	5.49	5.49
(i) Hiring regulations and minimum wage			5	1.67	5	1.67	1.67
(ii) Hiring and firing regulations					3.93	3.94	3.94
(iii) Centralized collective bargaining					6.96	6.33	6.33
(iv) Hours regulations			5.3	8	6	8	8
(v) Mandated cost of worker dismissal			7.13	10	10	10	10
(vi) Conscription	3	3	3	3	3	3	3
C. Business regulations			3.71	3.76	5.02	5.06	5.06
(i) Administrative requirements					4.37	3.2	3.2
(ii) Bureaucracy costs				0.91	0	0	0
(iii) Starting a business			3.33	4.59	9.32	9.59	9.59
(iv) Impartial public administration	0.57	0.57	1.25	1.1	1.42	2.54	2.54
(v) Licensing restrictions				5.99	8.92	8.9	8.9
(vi) Cost of tax compliance			6.55	6.23	6.12	6.12	6.12

Congo, Republic

	1980	1990	2000	2010	2015	2019	2020
	Rating (Rank)	Rating (Rank)	Rating (Rank)	Rating (Rank)	Rating (Rank)	Rating (Rank)	Rating (Rank)
Summary Ratings (Rank)	4.28 (92)	4.88 (88)	4.66 (121)	4.58 (151)	4.6 (158)	4.78 (161)	5.08 (158)
	Rating (Data)	Rating (Data)	Rating (Data)	Rating (Data)	Rating (Data)	Rating (Data)	Rating (Data)
1. Size of Government	3.14	5.78	4.64	4.3	4.2	6.67	6.35
A. Government consumption	3.72 (27.34)	6.42 (18.16)	1.6 (34.55)	3.95 (26.56)	1.78 (33.95)	4.71 (23.99)	5 (23.01)
B. Transfers and subsidies			9.55 (2.15)	9.67 (1.7)	10 (0.46)	9.01 (4.15)	9.01 (4.15)
C. Government investment		9.8 (15.69)	4.79 (33.25)	0.1 (49.64)	0 (57.67)	10 (6.36)	10 (6.36)
D. Top marginal tax rate		4	3	3.5	3	4	4
(i) Top marginal income tax rate		4 (50)	3 (50)	4 (45)	4 (45)	5 (40)	5 (40)
(ii) Top marginal income and payroll tax rate				3 (49)	2 (51)	3 (46)	3 (46)
E. State ownership of assets	2.56	2.9	4.26	4.26	6.2	5.63	3.77
2. Legal System and Property Rights	2.2	2.45	3.63	3.17	2.9	2.95	2.99
A. Judicial independence	3.39	4.22	4.5	3.58	3.79	3.77	3.9
B. Impartial courts	2.76	2.91	3.85	3.47	3.56	3.48	3.39
C. Protection of property rights			4.32	5.15	3.69	3.69	3.69
D. Military interference in rule of law and politics	3.33	3.33	10	4.17	4.17	5	5
E. Integrity of the legal system	2.5	2.63	2.41	2.56	2.41	2.57	2.87
F. Legal enforcement of contracts		3.01	3.01	3.01	3.01	3.01	3.01
G. Regulatory restrictions on sale of real property		2.41	2.41	3.96	4.92	4.51	4.51
H. Reliability of police			6.06	6.03			
<i>Gender Legal Rights Adjustment</i>	0.47	0.59	0.59	0.59	0.59	0.59	0.59
3. Sound Money	5.4	5.95	4.42	4.69	5.8	5.17	5.66
A. Money growth	8.59 (7.06)	9.76 (1.19)	7.73 (11.36)	7.55 (12.24)	9.99 (0.07)	8.52 (-7.41)	8.52 (-7.41)
B. Standard deviation of inflation	7.04 (7.41)	4.2 (14.51)	0.1 (24.75)	2.21 (19.48)	4.11 (14.73)	2.62 (18.45)	4.49 (13.78)
C. Inflation: most recent year	5.97 (20.14)	9.85 (-0.77)	9.83 (-0.84)	9 (5)	9.1 (4.51)	9.56 (2.21)	9.64 (1.82)
D. Freedom to own foreign currency bank accounts	0	0	0	0	0	0	0
4. Freedom to Trade Internationally	5.97	4.85	6.09	5.13	4.75	4.9	5.31
A. Tariffs	7.47	4.53	7.43	7.35	7.42	7.98	7.98
(i) Revenue from trade taxes (% of trade sector)	7.47 (3.8)	4.53 (8.2)	9.25 (1.13)	9.41 (0.88)	8.89 (1.66)	9.32 (1.02)	9.32 (1.02)
(ii) Mean tariff rate			6.48 (17.6)	6.42 (17.9)	6.38 (18.1)	7.62 (11.9)	7.62 (11.9)
(iii) Standard deviation of tariff rates			6.56 (8.6)	6.21 (9.49)	7 (7.5)	7 (7.5)	7 (7.5)
B. Regulatory trade barriers				2.1	0	0	2.21
(i) Non-tariff trade barriers						0	4.41
(ii) Compliance cost of importing and exporting				2.1	0	0	0
C. Black-market exchange rates	9.6	9.2	10	10	10	10	10
D. Controls of the movement of capital and people	0.83	0.83	0.83	1.07	1.58	1.61	1.06
(i) Financial openness	1.66	1.66	1.66	1.66	1.66	1.64	1.64
(ii) Capital controls	0	0	0	1.54	1.54	1.54	1.54
(iii) Freedom of foreigners to visit				0	1.55	1.66	0
5. Regulation	4.67	5.34	4.56	5.61	5.38	4.18	5.1
A. Credit market regulations	3	5.45	3.49	6.33	6.05	4.67	4.67
(i) Ownership of banks	0	0	0	0	0	0	0
(ii) Private sector credit		6.36	7.48	10	9.16	10	10
(iii) Interest rate controls / negative real interest rates	6	10	3	9	9	4	4
B. Labor market regulations			6.01	6.48	5.66	3.77	5.72
(i) Hiring regulations and minimum wage			1.1	2.23	1.1	1.1	1.1
(ii) Hiring and firing regulations						0	5.05
(iii) Centralized collective bargaining						0	6.64
(iv) Hours regulations			6	6	4	4	4
(v) Mandated cost of worker dismissal			6.94	7.68	7.53	7.53	7.53
(vi) Conscription	10	10	10	10	10	10	10
C. Business regulations			4.16	4.03	4.43	4.11	4.91
(i) Administrative requirements						0	3.25
(ii) Bureaucracy costs				0.76	0.67	2.67	2.67
(iii) Starting a business			6.2	5.48	7.45	7.75	7.75
(iv) Impartial public administration	1.46	2.15	3.08	3.08	2.54	2.73	4.28
(v) Licensing restrictions				7.6	8.23	8.23	8.23
(vi) Cost of tax compliance			3.21	3.21	3.25	3.25	3.25

Costa Rica

	1980	1990	2000	2010	2015	2019	2020
Summary Ratings (Rank)	Rating (Rank) 6.06 (28)	Rating (Rank) 6.99 (24)	Rating (Rank) 7.74 (23)	Rating (Rank) 7.4 (48)	Rating (Rank) 7.73 (35)	Rating (Rank) 7.67 (39)	Rating (Rank) 7.62 (29)
	Rating (Data)	Rating (Data)	Rating (Data)	Rating (Data)	Rating (Data)	Rating (Data)	Rating (Data)
1. Size of Government	6.21	7.79	7.96	7.76	7.64	7.45	7.44
A. Government consumption	5.37 (21.75)	5.04 (22.85)	6.94 (16.4)	5.49 (21.35)	5.39 (21.67)	5.43 (21.53)	5.38 (21.7)
B. Transfers and subsidies	8.5 (6)	8.77 (5)	8.59 (5.66)	9.42 (2.63)	8.5 (6)	8.47 (6.12)	8.47 (6.12)
C. Government investment		10 (13.25)	10 (13.4)	10 (13.97)	10 (14.36)	9.31 (17.41)	9.31 (17.41)
D. Top marginal tax rate	5	8	7	6.5	6.5	6.5	6.5
(i) Top marginal income tax rate	5 (50)	9 (25)	9 (25)	9 (25)	9 (25)	9 (25)	9 (25)
(ii) Top marginal income and payroll tax rate		7 (33)	5 (39)	4 (43)	4 (44)	4 (44)	4 (44)
E. State ownership of assets	5.96	7.14	7.24	7.38	7.81	7.56	7.56
2. Legal System and Property Rights	7.5	6.26	6.01	6.36	6.37	6.4	6.66
A. Judicial independence	7.87	7.44	7.45	7.5	7.69	7.27	7.32
B. Impartial courts	6.93	6.82	7.08	6.31	6.21	6.28	6.15
C. Protection of property rights		4.5	3.77	5.24	6.01	6.61	6.61
D. Military interference in rule of law and politics	10	10	10	10	10	10	10
E. Integrity of the legal system	7.09	7.19	7.21	6.84	6.42	6.01	6.59
F. Legal enforcement of contracts		2.16	2.16	3.52	3.52	3.52	3.52
G. Regulatory restrictions on sale of real property		8.42	8.42	8.5	8.52	8.67	8.67
H. Reliability of police			5.02	6.13	5.79	6.03	6.03
<i>Gender Legal Rights Adjustment</i>	0.88	0.88	0.88	0.88	0.88	0.88	0.94
3. Sound Money	7.79	7.91	8.89	8	9.7	9.78	9.75
A. Money growth	6.71 (16.43)	6.67 (16.64)	9.23 (-3.85)	8.77 (6.17)	9.17 (4.14)	9.79 (-1.07)	9.49 (2.54)
B. Standard deviation of inflation	8.22 (4.46)	8.68 (3.29)	8.55 (3.63)	9.36 (1.61)	9.79 (0.53)	9.76 (0.59)	9.64 (0.89)
C. Inflation: most recent year	6.23 (18.83)	6.29 (18.57)	7.8 (10.99)	8.87 (5.66)	9.84 (0.8)	9.58 (2.1)	9.86 (0.73)
D. Freedom to own foreign currency bank accounts	10	10	10	5	10	10	10
4. Freedom to Trade Internationally	1.93	6.04	8.37	8.15	8.24	8.09	7.8
A. Tariffs	3.23	5.63	8.4	8.15	7.91	8.02	8
(i) Revenue from trade taxes (% of trade sector)	6.47 (5.3)	5.33 (7)	9.28 (1.08)	9.17 (1.25)	8.61 (2.08)	8.71 (1.93)	8.71 (1.93)
(ii) Mean tariff rate	0 (55)	6.72 (16.4)	8.92 (5.4)	8.92 (5.4)	8.88 (5.6)	8.88 (5.6)	8.88 (5.6)
(iii) Standard deviation of tariff rates		4.84 (12.9)	7 (7.5)	6.35 (9.13)	6.24 (9.41)	6.46 (8.85)	6.39 (9.02)
B. Regulatory trade barriers			6.5	6.71	6.07	6.22	6.22
(i) Non-tariff trade barriers			5.17	5.29	4.67	4.97	4.97
(ii) Compliance cost of importing and exporting			7.83	8.14	7.47	7.47	7.47
C. Black-market exchange rates	0	10	10	10	10	10	10
D. Controls of the movement of capital and people	2.55	2.5	8.59	7.76	8.99	8.12	6.98
(i) Financial openness	3.11	0	7.17	7.17	10	10	10
(ii) Capital controls	2	5	10	6.92	7.69	4.62	6.15
(iii) Freedom of foreigners to visit				9.18	9.29	9.74	4.78
5. Regulation	6.85	6.95	7.46	6.72	6.68	6.63	6.45
A. Credit market regulations	8.18	8.5	9.21	7.14	6.71	6.74	6.2
(i) Ownership of banks	10	10	10	5	5	5	5
(ii) Private sector credit	6.37	7.51	8.64	7.42	6.13	5.23	3.59
(iii) Interest rate controls / negative real interest rates		8	9	9	9	10	10
B. Labor market regulations			6.21	6.21	6.19	6.02	6.02
(i) Hiring regulations and minimum wage			3.46	2.23	2.23	2.23	2.23
(ii) Hiring and firing regulations			4.97	5.34	5.37	4.32	4.32
(iii) Centralized collective bargaining			5	6.04	5.9	5.91	5.91
(iv) Hours regulations			6.51	8	8	8	8
(v) Mandated cost of worker dismissal			7.31	5.66	5.66	5.66	5.66
(vi) Conscription	10	10	10	10	10	10	10
C. Business regulations			6.95	6.82	7.13	7.13	7.13
(i) Administrative requirements			6.83	3.45	2.61	2.78	2.78
(ii) Bureaucracy costs			6.15	5.76	4.89	4.67	4.67
(iii) Starting a business			7.31	7.96	9.18	9.16	9.16
(iv) Impartial public administration	8.39	9	8.95	8.95	8.83	9.21	9.21
(v) Licensing restrictions				7.56	8.99	8.67	8.67
(vi) Cost of tax compliance			5.49	7.24	8.31	8.31	8.31

Côte d'Ivoire

	1980	1990	2000	2010	2015	2019	2020
	Rating (Rank)	Rating (Rank)	Rating (Rank)	Rating (Rank)	Rating (Rank)	Rating (Rank)	Rating (Rank)
Summary Ratings (Rank)	5.1 (61)	5 (85)	5.86 (93)	5.57 (137)	5.87 (133)	6.17 (128)	6.01 (132)
	Rating (Data)	Rating (Data)	Rating (Data)	Rating (Data)	Rating (Data)	Rating (Data)	Rating (Data)
1. Size of Government	4.97	4.86	8.63	6.67	6.29	6.87	6.46
A. Government consumption	5.54 (21.17)	6.2 (18.93)	8.18 (12.2)	7.25 (15.36)	8.31 (11.73)	7.99 (12.84)	7.69 (13.87)
B. Transfers and subsidies	9.01 (4.15)		9.48 (2.41)	9.66 (1.75)	9.16 (3.58)	9.56 (2.13)	9.56 (2.13)
C. Government investment	0.92 (46.79)	2.24 (42.16)	7.56 (23.56)	6.37 (27.69)	4.41 (34.55)	7 (25.5)	5.91 (29.33)
D. Top marginal tax rate	5	4	10	2.5	2	2	2
(i) Top marginal income tax rate	5 (45)	4 (45)	10 (10)	3 (47)	3 (47)	3 (47)	3 (47)
(ii) Top marginal income and payroll tax rate				2 (52)	1 (58)	1 (58)	1 (58)
E. State ownership of assets	4.37	7.01	7.92	7.57	7.58	7.79	7.15
2. Legal System and Property Rights	4.52	3.26	2.23	2.74	4.36	4.47	4.46
A. Judicial independence	5.45	5.47	4.12	4.18	5.3	4.67	4.59
B. Impartial courts	5.06	4.27	3.4	3.78	5.16	4.53	4.28
C. Protection of property rights			3.67	3.3	4.86	4.94	4.94
D. Military interference in rule of law and politics	8.33	8.33	0.28	2.5	3.33	4.17	4.17
E. Integrity of the legal system	5.78	4.63	5.19	4.78	4.89	4.74	4.97
F. Legal enforcement of contracts		2.47	2.47	2.47	3.97	3.97	3.97
G. Regulatory restrictions on sale of real property		0.43	0.43	4.26	6.93	6.93	6.93
H. Reliability of police			2.88	2.35	5.08	4.03	4.03
<i>Gender Legal Rights Adjustment</i>	0.47	0.53	0.59	0.59	0.76	0.88	0.88
3. Sound Money	5.02	6.96	6.72	6.38	7	7.17	7.07
A. Money growth	8.72 (6.38)	9.4 (-2.98)	9.9 (-0.48)	7.11 (14.46)	8.92 (5.42)	9.44 (2.78)	9.21 (3.97)
B. Standard deviation of inflation	6.18 (9.55)	9.34 (1.64)	7.48 (6.29)	8.75 (3.12)	9.35 (1.63)	9.45 (1.39)	9.55 (1.12)
C. Inflation: most recent year	5.17 (24.14)	9.1 (-4.52)	9.51 (2.46)	9.66 (1.68)	9.75 (1.24)	9.78 (-1.11)	9.52 (2.43)
D. Freedom to own foreign currency bank accounts	0	0	0	0	0	0	0
4. Freedom to Trade Internationally	4.89	4.37	5.53	5.92	5.32	5.45	5.24
A. Tariffs	2.98	3.07	5.77	6.6	6.74	6.64	6.64
(i) Revenue from trade taxes (% of trade sector)	1.47 (12.8)	2.73 (10.9)	3.99 (9.02)	4.88 (7.68)	5.63 (6.56)	5.3 (7.05)	5.3 (7.05)
(ii) Mean tariff rate	4.5 (27.5)	3.4 (33)	7.6 (12)	7.62 (11.9)	7.56 (12.2)	7.58 (12.1)	7.58 (12.1)
(iii) Standard deviation of tariff rates			5.72 (10.7)	7.29 (6.78)	7.02 (7.44)	7.05 (7.38)	7.05 (7.38)
B. Regulatory trade barriers				5.49	2.93	3.52	3.52
(i) Non-tariff trade barriers				5.15	4.03	5.21	5.21
(ii) Compliance cost of importing and exporting				5.82	1.83	1.83	1.83
C. Black-market exchange rates	9.6	9.2	10	10	10	10	10
D. Controls of the movement of capital and people	2.08	0.83	0.83	1.58	1.62	1.65	0.8
(i) Financial openness	4.16	1.66	1.66	1.66	1.66	1.64	1.64
(ii) Capital controls	0	0	0	0.77	0.77	0.77	0.77
(iii) Freedom of foreigners to visit				2.32	2.43	2.54	0
5. Regulation	6.08	5.55	6.18	6.15	6.36	6.89	6.82
A. Credit market regulations	6.56	6.39	7.26	7.53	7.03	7.69	7.69
(i) Ownership of banks	2	2	8	8	8	10	10
(ii) Private sector credit	9.67	9.17	7.78	9.58	8.08	8.08	8.08
(iii) Interest rate controls / negative real interest rates	8	8	6	5	5	5	5
B. Labor market regulations			5.04	5.78	5.74	6.07	6.07
(i) Hiring regulations and minimum wage			4.4	6.67	4.43	5.57	5.57
(ii) Hiring and firing regulations				5.99	4.7	4.95	4.95
(iii) Centralized collective bargaining				7.44	6.75	7.36	7.36
(iv) Hours regulations			5.3	6	8	8	8
(v) Mandated cost of worker dismissal			5.46	7.57	7.57	7.57	7.57
(vi) Conscription	10	5	5	1	3	3	3
C. Business regulations			6.25	5.14	6.32	6.9	6.71
(i) Administrative requirements				3.53	5.07	4.04	4.04
(ii) Bureaucracy costs				3.18	3.33	4.44	4.44
(iii) Starting a business			6.01	6.93	9.57	9.77	9.77
(iv) Impartial public administration	6.13	6.35	5.77	5.62	7.7	6.99	5.83
(v) Licensing restrictions				4.63	5.26	8.25	8.25
(vi) Cost of tax compliance			6.97	6.97	6.97	7.90	7.90

Croatia

	1980	1990	2000	2010	2015	2019	2020
	Rating (Rank)	Rating (Rank)	Rating (Rank)	Rating (Rank)	Rating (Rank)	Rating (Rank)	Rating (Rank)
Summary Ratings (Rank)			6.13 (83)	7 (72)	7.42 (52)	7.42 (58)	7.16 (61)
	Rating (Data)	Rating (Data)	Rating (Data)	Rating (Data)	Rating (Data)	Rating (Data)	Rating (Data)
1. Size of Government			4.21	5.49	5.55	5.50	5.10
A. Government consumption			2.45 (31.66)	4.32 (25.3)	4.22 (25.65)	3.95 (26.57)	3.26 (28.91)
B. Transfers and subsidies			4.65 (20.13)	4.79 (19.63)	5.12 (18.42)	5.48 (17.1)	5.48 (17.1)
C. Government investment			5.14 (31.99)	9.05 (18.33)	9.3 (17.45)	8.43 (20.48)	7.08 (25.23)
D. Top marginal tax rate			2	1.5	2	3	3
(i) Top marginal income tax rate			4 (35-53)	3 (44-51)	4 (40-48)	5 (36-42)	5 (36-42)
(ii) Top marginal income and payroll tax rate			0 (55.9-68)	0 (62-67)	0 (59-64)	1 (56-60)	1 (56-60)
E. State ownership of assets			6.83	7.8	7.11	6.66	6.66
2. Legal System and Property Rights		4.77	4.64	6.16	6.16	6.07	6.12
A. Judicial independence	2.42	3.17	5.09	5.91	5.99	5.48	5.56
B. Impartial courts		6.19	5.04	5.34	4.85	5.03	4.83
C. Protection of property rights			3.27	4.88	4.68	4.59	4.59
D. Military interference in rule of law and politics		6.94	6.94	8.33	8.33	8.33	8.33
E. Integrity of the legal system		6.36	7.1	6.87	6.62	6.65	7.16
F. Legal enforcement of contracts		5.4	5.4	5.4	5.14	4.64	4.64
G. Regulatory restrictions on sale of real property		3.36	3.36	6.39	7.18	8.39	8.39
H. Reliability of police			4.53	6.16	6.45	5.44	5.44
<i>Gender Legal Rights Adjustment</i>	0.82	0.82	0.82	1	1	1	1
3. Sound Money		2.5	7.62	8.29	9.81	9.72	9.64
A. Money growth			7.26 (13.7)	9.13 (4.35)	9.74 (-1.29)	9.37 (3.14)	8.93 (5.33)
B. Standard deviation of inflation			9.15 (2.11)	9.23 (1.92)	9.59 (1.02)	9.66 (0.84)	9.64 (0.9)
C. Inflation: most recent year		0 (500)	9.07 (4.63)	9.79 (1.05)	9.91 (-0.46)	9.85 (0.77)	9.97 (0.16)
D. Freedom to own foreign currency bank accounts		5	5	5	10	10	10
4. Freedom to Trade Internationally			7.26	7.84	8.28	8.33	7.87
A. Tariffs			8.47	8.73	8.36	8.2	8.03
(i) Revenue from trade taxes (% of trade sector)			8.29 (2.57)	9.52 (0.72)	9.1 (1.35)	9.13 (1.3)	8.6 (2.1)
(ii) Mean tariff rate			8.66 (6.7)	9.04 (4.8)	8.98 (5.1)	8.98 (5.1)	8.98 (5.1)
(iii) Standard deviation of tariff rates				7.64 (5.9)	7 (7.5)	6.49 (8.77)	6.51 (8.72)
B. Regulatory trade barriers			8.5	6.56	8.33	8.35	8.35
(i) Non-tariff trade barriers				5.63	6.7	6.72	6.72
(ii) Compliance cost of importing and exporting			8.5	7.49	9.96	9.98	9.98
C. Black-market exchange rates		0	10	10	10	10	10
D. Controls of the movement of capital and people		0	2.08	6.08	6.41	6.79	5.1
(i) Financial openness			4.16	6.99	6.99	7	7
(ii) Capital controls		0	0	4.62	4.62	4.62	4.62
(iii) Freedom of foreigners to visit				6.64	7.63	8.74	3.67
5. Regulation			6.9	7.2	7.3	7.46	7.09
A. Credit market regulations		0	8.76	8.95	8.74	9.33	8.21
(i) Ownership of banks		0	10	10	8	8	8
(ii) Private sector credit			7.28	7.85	8.22	10	6.62
(iii) Interest rate controls / negative real interest rates			9	9	10	10	10
B. Labor market regulations			4.42	6.39	6.45	6.41	6.41
(i) Hiring regulations and minimum wage			3.9	2.23	5.57	5.57	5.57
(ii) Hiring and firing regulations			3.83	3.66	2.81	2.64	2.64
(iii) Centralized collective bargaining			6.17	6.92	6.8	6.72	6.72
(iv) Hours regulations			6	8	6	6	6
(v) Mandated cost of worker dismissal			3.6	7.51	7.51	7.51	7.51
(vi) Conscription			3	10	10	10	10
C. Business regulations			7.51	6.26	6.71	6.64	6.66
(i) Administrative requirements				2.05	1.71	1.58	1.58
(ii) Bureaucracy costs				6.21	5.56	6.89	6.67
(iii) Starting a business			8.85	9.64	9.62	9.29	9.29
(iv) Impartial public administration			6.28	7.18	6.85	5.89	6.22
(v) Licensing restrictions				4.68	8.83	8.52	8.52
(vi) Cost of tax compliance			7.40	7.80	7.69	7.69	7.69

Cyprus

	1980	1990	2000	2010	2015	2019	2020
	Rating (Rank)	Rating (Rank)	Rating (Rank)	Rating (Rank)	Rating (Rank)	Rating (Rank)	Rating (Rank)
Summary Ratings (Rank)	5.39 (51)	5.81 (49)	6.52 (70)	7.83 (19)	7.84 (26)	7.89 (24)	7.49 (38)
	Rating (Data)	Rating (Data)	Rating (Data)	Rating (Data)	Rating (Data)	Rating (Data)	Rating (Data)
1. Size of Government	5.52	5.17	6.83	7.26	7.38	7.25	6.67
A. Government consumption	6.77 (16.97)	5.17 (22.43)	6.02 (19.53)	5.18 (22.39)	6.34 (18.45)	5.76 (20.4)	4.74 (23.87)
B. Transfers and subsidies	8.34 (6.6)	7.87 (8.3)	6.73 (12.51)	6.13 (14.71)	6.24 (14.32)	6.28 (14.16)	4.39 (21.08)
C. Government investment			9.59 (16.42)	8.92 (18.8)	9.45 (16.93)	10 (13.05)	10 (13.05)
D. Top marginal tax rate	1	0.5	4	7.5	6.5	6.5	6.5
(i) Top marginal income tax rate	1 (60)	1 (60)	5 (40)	8 (30)	7 (35)	7 (35)	7 (35)
(ii) Top marginal income and payroll tax rate		0 (62)	3 (48.3)	7 (35)	6 (37)	6 (37)	6 (39)
E. State ownership of assets	5.97	7.13	7.83	8.57	8.36	7.71	7.71
2. Legal System and Property Rights	5.03	5.99	6.01	6.56	6	6.32	6.33
A. Judicial independence	6.58	6.96	7.37	7.44	6.99	6.93	6.83
B. Impartial courts	6.66	7.03	6.85	7.22	6.36	6.42	6.23
C. Protection of property rights			4.83	7.36	5.44	6.62	6.62
D. Military interference in rule of law and politics	3.33	5	6.94	8.33	8.33	8.33	8.33
E. Integrity of the legal system	4.81	6.46	7.52	7.86	7.73	7.69	8.13
F. Legal enforcement of contracts			5	4.63	4	4	4
G. Regulatory restrictions on sale of real property			6.04	5.82	6.41	7.3	7.3
H. Reliability of police			6.57	7.08	5.76	6.4	6.4
<i>Gender Legal Rights Adjustment</i>	0.88	0.88	0.88	0.88	0.88	0.88	0.88
3. Sound Money	5.45	7.03	6.88	9.44	9.69	9.34	9.1
A. Money growth		9.45 (2.75)	8.65 (6.77)	9.03 (4.84)	9.75 (1.26)	7.93 (10.37)	7.06 (14.71)
B. Standard deviation of inflation	9.06 (2.36)	9.71 (0.72)	9.7 (0.75)	9.19 (2.03)	9.42 (1.46)	9.48 (1.3)	9.49 (1.28)
C. Inflation: most recent year	7.3 (13.5)	8.95 (5.27)	9.17 (4.14)	9.52 (2.38)	9.58 (-2.1)	9.95 (0.25)	9.87 (-0.64)
D. Freedom to own foreign currency bank accounts	0	0	0	10	10	10	10
4. Freedom to Trade Internationally	5.66	5.1	6.96	8.47	8.48	8.64	8.22
A. Tariffs	6.96	5.47	7.99	8.34	8.36	8.2	8.03
(i) Revenue from trade taxes (% of trade sector)	7.33 (4)	7.2 (4.2)	9.27 (1.1)	9.63 (0.55)	9.1 (1.35)	9.13 (1.3)	8.6 (2.1)
(ii) Mean tariff rate	6.58 (17.1)	6.7 (16.5)	6.72 (16.4)	8.98 (5.1)	8.98 (5.1)	8.98 (5.1)	8.98 (5.1)
(iii) Standard deviation of tariff rates		2.52 (18.7)		6.41 (8.98)	7 (7.5)	6.49 (8.77)	6.51 (8.72)
B. Regulatory trade barriers			9	8	7.75	8.05	8.05
(i) Non-tariff trade barriers				6.73	6.18	6.79	6.79
(ii) Compliance cost of importing and exporting			9	9.27	9.31	9.32	9.32
C. Black-market exchange rates	9.2	9	10	10	10	10	10
D. Controls of the movement of capital and people	0.83	0.83	0.83	7.52	7.82	8.3	6.8
(i) Financial openness	1.66	1.66	1.66	10	8.8	10	10
(ii) Capital controls	0	0	0	6.15	6.92	6.15	5.38
(iii) Freedom of foreigners to visit				6.42	7.74	8.74	5
5. Regulation	5.26	5.79	5.89	7.41	7.63	7.93	7.12
A. Credit market regulations	7.09	8.83	8.91	8.8	9.46	10	7.83
(i) Ownership of banks	8	8	8	10	10	10	10
(ii) Private sector credit	9.28	8.5	8.72	6.39	8.37	10	3.5
(iii) Interest rate controls / negative real interest rates	4	10	10	10	10	10	10
B. Labor market regulations				6.17	6.05	6.3	6.3
(i) Hiring regulations and minimum wage				6.67	5.57	5.57	5.57
(ii) Hiring and firing regulations				4.78	4.49	4.95	4.95
(iii) Centralized collective bargaining				5.59	6.23	6.29	6.29
(iv) Hours regulations				10	10	10	10
(v) Mandated cost of worker dismissal				10	10	10	10
(vi) Conscription	0	0	0	0	0	1	1
C. Business regulations				7.26	7.38	7.48	7.22
(i) Administrative requirements				4.88	4.95	4.45	4.45
(ii) Bureaucracy costs				8.18	8.44	9.11	7.56
(iii) Starting a business				9.61	9.68	9.75	9.75
(iv) Impartial public administration	6.43	6.43	7.26	7.67	7.67	7.9	7.9
(v) Licensing restrictions				4.91	5	5	5
(vi) Cost of tax compliance				8.33	8.58	8.66	8.66

Czech Republic

	1980	1990	2000	2010	2015	2019	2020
	Rating (Rank)	Rating (Rank)	Rating (Rank)	Rating (Rank)	Rating (Rank)	Rating (Rank)	Rating (Rank)
Summary Ratings (Rank)			6.96 (49)	7.67 (26)	7.96 (20)	7.98 (17)	7.75 (17)
	Rating (Data)	Rating (Data)	Rating (Data)	Rating (Data)	Rating (Data)	Rating (Data)	Rating (Data)
1. Size of Government		2.14	6.13	6.45	6.41	6.64	6.29
A. Government consumption			3.02 (29.73)	2.93 (30.04)	3.13 (29.37)	3.11 (29.43)	2.3 (32.19)
B. Transfers and subsidies		0 (37.2)	5.44 (17.24)	5.01 (18.8)	5.04 (18.71)	5.05 (18.65)	4.12 (22.09)
C. Government investment			9.96 (15.13)	8.85 (19.04)	8.74 (19.41)	9.57 (16.49)	9.57 (16.49)
D. Top marginal tax rate			4	7	6.5	7	7
(i) Top marginal income tax rate			7 (32)	10 (15)	9 (22)	9 (22)	9 (22)
(ii) Top marginal income and payroll tax rate			1 (56)	4 (45)	4 (45)	5 (45)	5 (45)
E. State ownership of assets	0.43	4.29	8.21	8.48	8.67	8.45	8.45
2. Legal System and Property Rights	5.14	6.38	6.43	6.42	6.89	6.99	7.04
A. Judicial independence	4.89	6.49	7.03	6.39	6.93	6.75	6.83
B. Impartial courts	5.91	5.85	6.16	6.07	6.28	6.38	6.28
C. Protection of property rights		4.54	5.58	5.14	5.86	6.23	6.23
D. Military interference in rule of law and politics		10	10	10	10	10	10
E. Integrity of the legal system	3.31	8.32	7.49	7.5	7.55	7.49	7.88
F. Legal enforcement of contracts	7.75	5.59	5.34	4.93	4.43	4.28	4.28
G. Regulatory restrictions on sale of real property		6.69	6.69	8.54	8.16	8.17	8.17
H. Reliability of police			4.67	4.38	5.91	6.64	6.64
<i>Gender Legal Rights Adjustment</i>	0.88	0.88	0.94	0.94	1	1	1
3. Sound Money			8	9.58	9.69	9.54	9.43
A. Money growth			9.36 (3.21)	9.34 (3.32)	9.3 (3.51)	9.2 (3.99)	8.91 (5.46)
B. Standard deviation of inflation			8.43 (3.93)	9.28 (1.8)	9.52 (1.2)	9.52 (1.19)	9.44 (1.41)
C. Inflation: most recent year			9.22 (3.9)	9.72 (1.41)	9.93 (0.34)	9.43 (2.85)	9.37 (3.16)
D. Freedom to own foreign currency bank accounts			5	10	10	10	10
4. Freedom to Trade Internationally			7.91	8.06	8.4	8.43	8.08
A. Tariffs			8.22	8.34	8.36	8.2	8.03
(i) Revenue from trade taxes (% of trade sector)			9.68 (0.48)	9.63 (0.55)	9.1 (1.35)	9.13 (1.3)	8.6 (2.1)
(ii) Mean tariff rate			8.7 (6.5)	8.98 (5.1)	8.98 (5.1)	8.98 (5.1)	8.98 (5.1)
(iii) Standard deviation of tariff rates			6.28 (9.3)	6.41 (8.98)	7 (7.5)	6.49 (8.77)	6.51 (8.72)
B. Regulatory trade barriers			7.97	7.39	8.29	8.26	8.26
(i) Non-tariff trade barriers			7.27	7.29	6.61	6.55	6.55
(ii) Compliance cost of importing and exporting			8.67	7.49	9.96	9.98	9.98
C. Black-market exchange rates			10	10	10	10	10
D. Controls of the movement of capital and people	0	0	5.46	6.5	6.94	7.27	6.03
(i) Financial openness			4.77	10	10	10	10
(ii) Capital controls	0	0	6.15	3.08	3.08	3.08	3.08
(iii) Freedom of foreigners to visit				6.42	7.74	8.74	5
5. Regulation	3.07	4.15	6.35	7.84	8.41	8.31	7.91
A. Credit market regulations	0	0	6.94	9.33	9.77	9.67	8.96
(i) Ownership of banks	0	0	2	10	10	10	10
(ii) Private sector credit			8.83	7.98	9.31	10	7.88
(iii) Interest rate controls / negative real interest rates			10	10	10	9	9
B. Labor market regulations			5.68	7.5	8.36	8.12	8.12
(i) Hiring regulations and minimum wage			5.09	6.67	10	8.9	8.9
(ii) Hiring and firing regulations		5.62	5.3	3.59	4.19	4.24	4.24
(iii) Centralized collective bargaining			7.7	6.97	8.22	7.82	7.82
(iv) Hours regulations			5.01	10	10	10	10
(v) Mandated cost of worker dismissal			7.96	7.76	7.76	7.76	7.76
(vi) Conscription	0	0	3	10	10	10	10
C. Business regulations			6.42	6.71	7.09	7.15	6.65
(i) Administrative requirements			7.8	2.7	3.01	2.91	2.91
(ii) Bureaucracy costs			8.1	7.42	7.33	8.22	6.22
(iii) Starting a business			8.46	9.17	9.65	9.2	9.2
(iv) Impartial public administration	3.55	7.74	7.74	8.26	8.25	8.25	7.21
(v) Licensing restrictions				8.94	6.89	6.91	6.91
(vi) Cost of tax compliance			0	3.76	7.38	7.42	7.42

Denmark

	1980	1990	2000	2010	2015	2019	2020
	Rating (Rank)	Rating (Rank)	Rating (Rank)	Rating (Rank)	Rating (Rank)	Rating (Rank)	Rating (Rank)
Summary Ratings (Rank)	6.69 (19)	7.63 (13)	8.18 (8)	7.99 (11)	8.08 (13)	8.23 (6)	8.09 (5)
	Rating (Data)	Rating (Data)	Rating (Data)	Rating (Data)	Rating (Data)	Rating (Data)	Rating (Data)
1. Size of Government	3.33	4.36	4.76	4.58	4.93	5.34	5.24
A. Government consumption	1.76 (34.01)	1.69 (34.25)	1.74 (34.08)	1.03 (36.5)	1.4 (35.23)	1.74 (34.1)	1.49 (34.92)
B. Transfers and subsidies	4.47 (20.8)	3.98 (22.6)	3.67 (23.72)	3.39 (24.76)	4.53 (20.57)	5.01 (18.8)	5.01 (18.8)
C. Government investment	3.51 (37.7)	9.22 (17.72)	9.98 (15.06)	9.06 (18.3)	9.19 (17.82)	10 (14.69)	9.73 (15.96)
D. Top marginal tax rate	0	0	1.5	2.5	2.5	2.5	2.5
(i) Top marginal income tax rate	0 (66)	0 (68)	2 (59)	3 (52)	3 (52)	3 (52)	3 (52)
(ii) Top marginal income and payroll tax rate		0 (68.8)	1 (62.7)	2 (56)	2 (56)	2 (56)	2 (56)
E. State ownership of assets	6.93	6.93	6.93	6.93	7.03	7.47	7.47
2. Legal System and Property Rights	9.26	8.67	8.92	8.79	8.62	8.61	8.66
A. Judicial independence	8.54	8.63	8.81	8.78	8.54	8.55	8.55
B. Impartial courts	9.81	9.38	9.38	8.66	8.36	8.43	8.36
C. Protection of property rights		7.38	8.82	8.42	7.96	8.33	8.33
D. Military interference in rule of law and politics	10	10	10	10	10	10	10
E. Integrity of the legal system	9.22	9.22	9.22	9.22	9.22	9.15	9.62
F. Legal enforcement of contracts	8.75	7.05	6.93	6.85	6.84	6.57	6.57
G. Regulatory restrictions on sale of real property		9.01	9.01	9.5	9.73	9.73	9.73
H. Reliability of police			9.17	8.89	8.29	8.09	8.09
<i>Gender Legal Rights Adjustment</i>	1	1	1	1	1	1	1
3. Sound Money	6.72	9.65	9.7	9.4	9.75	9.9	9.7
A. Money growth	8.84 (5.79)	9.57 (2.16)	9.71 (-1.46)	8.72 (6.4)	9.35 (3.26)	9.98 (-0.09)	9.26 (3.69)
B. Standard deviation of inflation	9.67 (0.82)	9.72 (0.71)	9.69 (0.76)	9.36 (1.6)	9.74 (0.66)	9.78 (0.56)	9.61 (0.99)
C. Inflation: most recent year	8.35 (8.23)	9.32 (3.4)	9.42 (2.92)	9.54 (2.3)	9.91 (0.45)	9.85 (0.76)	9.92 (0.42)
D. Freedom to own foreign currency bank accounts	0	10	10	10	10	10	10
4. Freedom to Trade Internationally	7.71	8.46	9.44	8.65	8.63	8.77	8.42
A. Tariffs	8.95	8.48	9.18	8.34	8.36	8.2	8.03
(i) Revenue from trade taxes (% of trade sector)	9.67 (0.5)	9.8 (0.3)	9.78 (0.33)	9.63 (0.55)	9.1 (1.35)	9.13 (1.3)	8.6 (2.1)
(ii) Mean tariff rate	8.24 (8.8)	8.52 (7.4)	9.52 (2.4)	8.98 (5.1)	8.98 (5.1)	8.98 (5.1)	8.98 (5.1)
(iii) Standard deviation of tariff rates		7.12 (7.2)	8.24 (4.4)	6.41 (8.98)	7 (7.5)	6.49 (8.77)	6.51 (8.72)
B. Regulatory trade barriers			9.35	8.24	7.95	8.34	8.34
(i) Non-tariff trade barriers			9.04	7.05	5.94	6.7	6.7
(ii) Compliance cost of importing and exporting			9.67	9.43	9.96	9.98	9.98
C. Black-market exchange rates	9.6	10	10	10	10	10	10
D. Controls of the movement of capital and people	4.58	6.9	9.23	8.01	8.22	8.55	7.31
(i) Financial openness	4.16	8.8	10	10	10	10	10
(ii) Capital controls	5	5	8.46	7.69	6.92	6.92	6.92
(iii) Freedom of foreigners to visit				6.34	7.74	8.74	5
5. Regulation	6.44	7	8.06	8.51	8.47	8.54	8.43
A. Credit market regulations	9.41	9.34	10	9.66	9.75	10	9.94
(i) Ownership of banks	10	10	10	10	10	10	10
(ii) Private sector credit	8.24	8.03	10	8.98	9.26	10	9.81
(iii) Interest rate controls / negative real interest rates	10	10	10	10	10	10	10
B. Labor market regulations	3.46	4.66	5.51	7.46	7.39	7.27	7.27
(i) Hiring regulations and minimum wage			4.76	10	10	10	10
(ii) Hiring and firing regulations		8.1	6.47	8.51	7.42	7.04	7.04
(iii) Centralized collective bargaining	5.18	5.18	4.85	5.28	5.91	5.59	5.59
(iv) Hours regulations	2.2	2.37	4.01	8	8	8	8
(v) Mandated cost of worker dismissal			10	10	10	10	10
(vi) Conscription	3	3	3	3	3	3	3
C. Business regulations			8.66	8.41	8.27	8.35	8.07
(i) Administrative requirements			7.05	5.03	3.84	4.79	4.79
(ii) Bureaucracy costs			8.23	7.58	7.56	7.11	6.22
(iii) Starting a business			9.62	9.73	9.86	9.85	9.85
(iv) Impartial public administration	9.93	9.93	9.93	9.93	9.93	9.93	9.14
(v) Licensing restrictions				9.72	9.87	9.87	9.87
(vi) Cost of tax compliance			8.49	8.49	8.54	8.52	8.52

Djibouti

	1980	1990	2000	2010	2015	2019	2020
	Rating (Rank)	Rating (Rank)	Rating (Rank)	Rating (Rank)	Rating (Rank)	Rating (Rank)	Rating (Rank)
Summary Ratings (Rank)						6.45 (115)	6.21 (119)
	Rating (Data)	Rating (Data)	Rating (Data)	Rating (Data)	Rating (Data)	Rating (Data)	Rating (Data)
1. Size of Government						6.82	5.13
A. Government consumption						4.35 (25.22)	4.19 (25.76)
B. Transfers and subsidies							
C. Government investment						8.11 (21.6)	5.6 (30.41)
D. Top marginal tax rate						6	6
(i) Top marginal income tax rate						8 (30)	8 (30)
(ii) Top marginal income and payroll tax rate						4 (43)	4 (43)
E. State ownership of assets						8.82	4.73
2. Legal System and Property Rights						4.01	4.06
A. Judicial independence						6.1	6.1
B. Impartial courts						4.09	3.99
C. Protection of property rights						4.33	4.33
D. Military interference in rule of law and politics							
E. Integrity of the legal system						3.82	4.31
F. Legal enforcement of contracts						3.16	3.16
G. Regulatory restrictions on sale of real property						7.71	7.71
H. Reliability of police							
<i>Gender Legal Rights Adjustment</i>	0.65	0.65	0.65	0.65	0.65	0.65	0.65
3. Sound Money						7.2	7.3
A. Money growth			0 (54.38)	0 (54.38)	0 (54.38)	0 (54.38)	0 (54.38)
B. Standard deviation of inflation						9.48 (1.31)	9.54 (1.14)
C. Inflation: most recent year						9.34 (3.32)	9.64 (1.78)
D. Freedom to own foreign currency bank accounts						10	10
4. Freedom to Trade Internationally						6.95	6.95
A. Tariffs						6.24	6.24
(i) Revenue from trade taxes (% of trade sector)							
(ii) Mean tariff rate						5.82 (20.9)	5.82 (20.9)
(iii) Standard deviation of tariff rates						6.66 (8.36)	6.66 (8.36)
B. Regulatory trade barriers						4.62	4.62
(i) Non-tariff trade barriers							
(ii) Compliance cost of importing and exporting						4.62	4.62
C. Black-market exchange rates						10	10
D. Controls of the movement of capital and people						6.95	6.95
(i) Financial openness						7	7
(ii) Capital controls						3.85	3.85
(iii) Freedom of foreigners to visit						10	10
5. Regulation						7.26	7.59
A. Credit market regulations						9	9.3
(i) Ownership of banks							
(ii) Private sector credit							9.61
(iii) Interest rate controls / negative real interest rates						9	9
B. Labor market regulations						6.78	6.78
(i) Hiring regulations and minimum wage						1.1	1.1
(ii) Hiring and firing regulations							
(iii) Centralized collective bargaining							
(iv) Hours regulations						6	6
(v) Mandated cost of worker dismissal						10	10
(vi) Conscription						10	10
C. Business regulations						6.01	6.69
(i) Administrative requirements							
(ii) Bureaucracy costs						1.56	1.56
(iii) Starting a business						9.13	9.13
(iv) Impartial public administration						1.71	5.07
(v) Licensing restrictions						8.53	8.53
(vi) Cost of tax compliance						9.15	9.15

Dominican Republic

	1980	1990	2000	2010	2015	2019	2020
	Rating (Rank)	Rating (Rank)	Rating (Rank)	Rating (Rank)	Rating (Rank)	Rating (Rank)	Rating (Rank)
Summary Ratings (Rank)	5.41 (50)	4.14 (103)	6.57 (68)	7.41 (47)	7.53 (47)	7.6 (49)	7.36 (48)
	Rating (Data)	Rating (Data)	Rating (Data)	Rating (Data)	Rating (Data)	Rating (Data)	Rating (Data)
1. Size of Government	7.10	7.00	9.20	8.84	8.81	8.77	8.69
A. Government consumption	9.12 (8.98)	10 (6)	9.03 (9.29)	8.35 (11.6)	8.04 (12.67)	7.64 (14.03)	7.25 (15.34)
B. Transfers and subsidies	9.7 (1.6)	9.73 (1.5)	9.49 (2.36)	9.38 (2.76)	9.59 (2.02)	9.6 (1.97)	9.6 (1.97)
C. Government investment	9.55 (16.56)	8.17 (21.41)	10 (13.97)	10 (13.85)	9.95 (15.18)	10 (10.36)	10 (10.36)
D. Top marginal tax rate	0	0	9	8	8	8	8
(i) Top marginal income tax rate	0 (73)	0 (73)	9 (25)	9 (25)	9 (25)	9 (25)	9 (25)
(ii) Top marginal income and payroll tax rate		0 (73)	9 (25)	7 (33)	7 (33)	7 (33)	7 (33)
E. State ownership of assets	7.11	7.11	8.45	8.45	8.45	8.59	8.59
2. Legal System and Property Rights	3.94	3.8	4.09	4.4	4.55	4.75	4.98
A. Judicial independence	5.45	4.75	4.67	4.16	4.25	4.25	4.77
B. Impartial courts	3.87	4.17	3.89	3.8	3.75	4.13	4.54
C. Protection of property rights		2.9	2.9	4.79	5.04	5.46	5.46
D. Military interference in rule of law and politics	3.33	3.33	5	5	5	5	5
E. Integrity of the legal system	4.66	4.46	5.32	4.07	3.9	4.34	5.23
F. Legal enforcement of contracts		3.61	3.68	4.13	4.17	3.53	3.53
G. Regulatory restrictions on sale of real property		5.91	5.91	7.65	8	8.26	8.26
H. Reliability of police			3.43	1.62	2.26	3.02	3.02
<i>Gender Legal Rights Adjustment</i>	0.82	0.82	0.88	1	1	1	1
3. Sound Money	7.43	2.24	6.47	9.19	9.54	9.63	9.36
A. Money growth	9.33 (3.35)	5.47 (22.67)	8 (10.01)	9.07 (4.67)	9.33 (3.37)	9.51 (2.45)	8.82 (5.88)
B. Standard deviation of inflation	8.14 (4.64)	3.48 (16.3)	9.42 (1.45)	8.97 (2.58)	9.01 (2.48)	9.39 (1.54)	9.38 (1.55)
C. Inflation: most recent year	7.26 (13.7)	0 (51.05)	8.46 (7.72)	8.73 (6.33)	9.83 (0.84)	9.64 (1.81)	9.24 (3.78)
D. Freedom to own foreign currency bank accounts	5	0	0	10	10	10	10
4. Freedom to Trade Internationally	2.36	2.04	5.9	7.93	8.08	8.2	7.24
A. Tariffs	3.47	5.11	5.78	7.86	7.91	7.75	7.75
(i) Revenue from trade taxes (% of trade sector)	3.47 (9.8)	5.83 (6.26)	5.23 (7.16)	8.57 (2.15)	8.75 (1.88)	8.81 (1.78)	8.81 (1.78)
(ii) Mean tariff rate		4.4 (28)	6.1 (19.5)	8.58 (7.1)	8.54 (7.3)	8.48 (7.6)	8.48 (7.6)
(iii) Standard deviation of tariff rates			6 (10)	6.45 (8.88)	6.44 (8.91)	5.96 (10.11)	5.96 (10.11)
B. Regulatory trade barriers			4.92	6.83	7.25	7.18	7.18
(i) Non-tariff trade barriers			3.33	4.79	5.64	5.48	5.48
(ii) Compliance cost of importing and exporting			6.5	8.87	8.87	8.88	8.88
C. Black-market exchange rates	2.6	0	10	10	10	10	10
D. Controls of the movement of capital and people	1	1	2.91	7.03	7.15	7.86	4.02
(i) Financial openness	0	0	1.2	9.4	7.6	8.2	8.2
(ii) Capital controls	2	2	4.62	5.38	3.85	5.38	3.85
(iii) Freedom of foreigners to visit				6.31	10	10	0
5. Regulation	6.2	5.63	7.19	6.71	6.7	6.65	6.53
A. Credit market regulations	7.79	5.99	9.39	7.84	8	8.06	7.19
(i) Ownership of banks	8	10	10	5	5	5	5
(ii) Private sector credit	7.58	7.97	9.17	8.52	10	9.19	6.57
(iii) Interest rate controls / negative real interest rates		0	9	10	9	10	10
B. Labor market regulations			5.59	6.4	6.23	6.14	6.14
(i) Hiring regulations and minimum wage			2.93	5.57	5.57	5.57	5.57
(ii) Hiring and firing regulations			5.17	4.77	3.84	4.42	4.42
(iii) Centralized collective bargaining			5.58	7.26	7.22	6.07	6.07
(iv) Hours regulations			8	8	8	8	8
(v) Mandated cost of worker dismissal			1.84	2.78	2.78	2.78	2.78
(vi) Conscription	10	10	10	10	10	10	10
C. Business regulations			6.6	5.89	5.85	5.73	6.25
(i) Administrative requirements			7.37	3.12	3.03	3.27	3.27
(ii) Bureaucracy costs			5.18	5.45	4.44	5.11	5.11
(iii) Starting a business			7.27	9.02	9.24	9.33	9.33
(iv) Impartial public administration	4.01	3.44	5.76	4.13	4.03	2.69	5.82
(v) Licensing restrictions				7.25	7.92	7.55	7.55
(vi) Cost of tax compliance			7.40	6.37	6.45	6.45	6.45

Ecuador

	1980	1990	2000	2010	2015	2019	2020
Summary Ratings (Rank)	Rating (Rank) 6.02 (32)	Rating (Rank) 5.74 (51)	Rating (Rank) 5.82 (95)	Rating (Rank) 6.27 (112)	Rating (Rank) 6.45 (109)	Rating (Rank) 6.68 (102)	Rating (Rank) 6.51 (106)
	Rating (Data)	Rating (Data)	Rating (Data)	Rating (Data)	Rating (Data)	Rating (Data)	Rating (Data)
1. Size of Government	6.75	8.18	8.45	6.96	6.83	7.15	7.14
A. Government consumption	6.01 (19.57)	8.48 (11.16)	7.86 (13.27)	7.42 (14.77)	6.17 (19.02)	6.08 (19.34)	6.02 (19.52)
B. Transfers and subsidies	8.8 (4.9)	9.51 (2.3)	9.86 (1.02)	9.59 (2)	9.59 (2)	9.59 (2)	9.59 (2)
C. Government investment	7.58 (23.45)	8.56 (20.06)	10 (9.35)	6.32 (27.89)	6.93 (25.75)	8.28 (21.02)	8.28 (21.02)
D. Top marginal tax rate	5	8	8	5.5	5.5	5.5	5.5
(i) Top marginal income tax rate	5 (50)	9 (25)	9 (25)	7 (35)	7 (35)	7 (35)	7 (35)
(ii) Top marginal income and payroll tax rate		7 (32)	7 (32)	4 (47)	4 (48)	4 (48)	4 (48)
E. State ownership of assets	6.33	6.33	6.54	5.96	5.96	6.29	6.29
2. Legal System and Property Rights	5.14	4.63	4.11	4.2	4.37	4.66	4.68
A. Judicial independence	4.65	4.01	3.87	3.03	2.71	3.89	3.93
B. Impartial courts	4.08	3.67	3.67	3.31	3.43	3.91	3.7
C. Protection of property rights		2.98	2.98	3.68	4.38	4.46	4.46
D. Military interference in rule of law and politics	8.33	5	3.47	2.5	2.5	2.5	2.5
E. Integrity of the legal system	5.23	5.28	4.46	4.41	4.41	4.71	5.05
F. Legal enforcement of contracts	5	4.44	4.32	4.07	4.07	4.31	4.31
G. Regulatory restrictions on sale of real property		7.05	7.05	9.01	8.59	8.82	8.82
H. Reliability of police			3.07	3.57	4.86	4.64	4.64
<i>Gender Legal Rights Adjustment</i>	0.88	1	1	1	1	1	1
3. Sound Money	8.23	5.78	5.41	6.58	8.04	8.51	8.56
A. Money growth	8.46 (7.7)	9.84 (-0.82)	6.28 (18.62)	8.27 (8.67)	9.12 (4.41)	9.82 (-0.89)	9.86 (-0.7)
B. Standard deviation of inflation	8.38 (4.06)	3.29 (16.77)	5.36 (11.61)	8.75 (3.13)	8.83 (2.93)	9.27 (1.84)	9.46 (1.34)
C. Inflation: most recent year	6.1 (19.51)	0 (54.01)	0 (96.09)	9.29 (3.56)	9.21 (3.97)	9.95 (0.27)	9.93 (-0.34)
D. Freedom to own foreign currency bank accounts	10	10	10	0	5	5	5
4. Freedom to Trade Internationally	5.45	5.07	6.86	7.27	6.8	6.77	5.94
A. Tariffs	5.2	3.3	7.14	6.37	6.31	6.34	6.34
(i) Revenue from trade taxes (% of trade sector)	5.2 (7.2)	7.33 (4)	6.53 (5.2)	6.53 (5.2)	6.53 (5.2)	6.53 (5.2)	6.53 (5.2)
(ii) Mean tariff rate		2.58 (37.1)	7.42 (12.9)	7.76 (11.2)	7.62 (11.9)	7.54 (12.3)	7.54 (12.3)
(iii) Standard deviation of tariff rates		0 (27)	7.48 (6.3)	4.8 (12.99)	4.76 (13.09)	4.93 (12.67)	4.93 (12.67)
B. Regulatory trade barriers			5.15	5.18	4.21	4.57	4.57
(i) Non-tariff trade barriers			3.13	3.43	3.19	3.89	3.89
(ii) Compliance cost of importing and exporting			7.17	6.93	5.24	5.24	5.24
C. Black-market exchange rates	7.4	10	10	10	10	10	10
D. Controls of the movement of capital and people	3.76	1.9	5.16	7.55	6.69	6.18	2.85
(i) Financial openness	5.51	1.8	4.16	8.8	6.99	7	7
(ii) Capital controls	2	2	6.15	3.85	3.08	1.54	1.54
(iii) Freedom of foreigners to visit				10	10	10	0
5. Regulation	4.54	5.02	4.24	6.34	6.22	6.34	6.21
A. Credit market regulations	5.42	6	4.63	9.3	8.5	8.91	8.52
(i) Ownership of banks	5	8	2	8	8	8	8
(ii) Private sector credit	7.27	10	7.89	9.91	7.51	8.73	7.57
(iii) Interest rate controls / negative real interest rates	4	0	4	10	10	10	10
B. Labor market regulations			2.98	4.31	5.05	4.98	4.98
(i) Hiring regulations and minimum wage			3.49	5.57	4.43	4.43	4.43
(ii) Hiring and firing regulations			3.43	3.21	2.29	2.56	2.56
(iii) Centralized collective bargaining			4.25	5.47	6.95	6.22	6.22
(iv) Hours regulations			3.67	8	6	6	6
(v) Mandated cost of worker dismissal			0	0.65	0.65	0.65	0.65
(vi) Conscription	0	3	3	3	10	10	10
C. Business regulations			5.12	5.4	5.09	5.14	5.14
(i) Administrative requirements			5.33	3.23	2.03	2.47	2.47
(ii) Bureaucracy costs			5.25	4.55	3.11	3.11	3.11
(iii) Starting a business			6.49	7.89	8.23	8.1	8.1
(iv) Impartial public administration	4.3	4.29	5.28	5.57	5.57	5.81	5.81
(v) Licensing restrictions				8.5	9.06	8.76	8.76
(vi) Cost of tax compliance			3.27	2.67	2.56	2.56	2.56

Egypt, Arab Republic

	1980	1990	2000	2010	2015	2019	2020
	Rating (Rank)	Rating (Rank)	Rating (Rank)	Rating (Rank)	Rating (Rank)	Rating (Rank)	Rating (Rank)
Summary Ratings (Rank)	4.52 (83)	4.4 (98)	6.2 (81)	6.11 (120)	5.29 (148)	5.74 (146)	5.61 (150)
	Rating (Data)	Rating (Data)	Rating (Data)	Rating (Data)	Rating (Data)	Rating (Data)	Rating (Data)
1. Size of Government	4.41	4.71	6.19	5.92	5.37	5.29	5.29
A. Government consumption	6.33 (18.47)	7.77 (13.6)	8.29 (11.8)	7.94 (13)	8.07 (12.57)	9.28 (8.45)	9.28 (8.45)
B. Transfers and subsidies	5.45 (17.2)	7.71 (8.9)	9.22 (3.38)	6.87 (11.97)	7.07 (11.25)	7.07 (11.25)	7.07 (11.25)
C. Government investment		0 (54.49)	0 (52.04)	1.33 (45.33)	1.63 (44.29)	0 (53.63)	0 (61.44)
D. Top marginal tax rate	0	2	7	7.5	7	7	7
(i) Top marginal income tax rate	0 (80)	2 (65)	7 (34)	10 (20)	9 (23)	9 (23)	9 (25)
(ii) Top marginal income and payroll tax rate				5 (40)	5 (39)	5 (39)	5 (40)
E. State ownership of assets	5.87	6.09	6.44	5.93	3.08	3.09	3.09
2. Legal System and Property Rights	3.19	3.07	3.46	3.75	3.19	3.58	3.62
A. Judicial independence	5.11	5.52	5.95	5.6	5.41	5.51	5.63
B. Impartial courts	4.49	4.45	5.2	4.62	4.08	4.43	4.25
C. Protection of property rights		4.9	5.17	5.21	4.9	6.9	6.9
D. Military interference in rule of law and politics	3.33	5	5	4.93	1.67	1.67	1.67
E. Integrity of the legal system	4.45	3.61	5.34	4.75	4.18	4.15	4.68
F. Legal enforcement of contracts	5.25	4.2	4.2	4.2	3.33	3.33	3.33
G. Regulatory restrictions on sale of real property		4.12	4.12	8.38	8.7	8.2	8.2
H. Reliability of police			5.88	4.82	3.89	6.39	6.39
<i>Gender Legal Rights Adjustment</i>	0.41	0.35	0.35	0.41	0.41	0.41	0.41
3. Sound Money	7.56	7.81	9.49	8.96	7.64	8.16	8.46
A. Money growth	5.72 (21.39)	7.55 (12.25)	9.31 (3.44)	8.9 (5.52)	8.15 (9.26)	7.31 (13.44)	8.05 (9.75)
B. Standard deviation of inflation	8.12 (4.71)	7.38 (6.56)	9.2 (2.01)	9.19 (2.02)	9.5 (1.26)	7.18 (7.06)	6.8 (7.99)
C. Inflation: most recent year	6.39 (18.03)	6.31 (18.44)	9.46 (2.68)	7.75 (11.27)	7.93 (10.36)	8.17 (9.15)	8.99 (5.05)
D. Freedom to own foreign currency bank accounts	10	10	10	10	5	10	10
4. Freedom to Trade Internationally	3.03	1.04	6.59	6.61	5.38	6.24	5.41
A. Tariffs	0.89	3.12	3.74	4.96	4.97	4.83	4.83
(i) Revenue from trade taxes (% of trade sector)	1.27 (13.1)	6.07 (5.9)	5.33 (7)	8.29 (2.57)	8.28 (2.58)	8.28 (2.58)	8.28 (2.58)
(ii) Mean tariff rate	0.52 (47.4)	3.3 (33.5)	5.9 (20.5)	6.6 (17)	6.64 (16.8)	6.2 (19)	6.2 (19)
(iii) Standard deviation of tariff rates		0 (425.8)	0 (39.5)	0 (149.47)	0 (142.3)	0 (138.89)	0 (138.89)
B. Regulatory trade barriers			5.75	6.75	3.53	3.89	3.89
(i) Non-tariff trade barriers			4.5	5.09	5.03	5.75	5.75
(ii) Compliance cost of importing and exporting			7	8.41	2.02	2.02	2.02
C. Black-market exchange rates	8.2	0	10	10	9.18	10	10
D. Controls of the movement of capital and people	0	0	6.86	4.73	3.82	6.26	2.93
(i) Financial openness	0	0	8.34	8.8	1.66	4.17	4.17
(ii) Capital controls	0	0	5.38	4.62	4.62	4.62	4.62
(iii) Freedom of foreigners to visit				0.77	5.2	10	0
5. Regulation	4.41	5.39	5.29	5.33	4.87	5.43	5.27
A. Credit market regulations	3.93	6.79	8.04	5.9	4	5.51	4.97
(i) Ownership of banks	5	5	5	2	2	2	2
(ii) Private sector credit	2.8	9.37	9.11	5.69	0	4.53	2.9
(iii) Interest rate controls / negative real interest rates	4	6	10	10	10	10	10
B. Labor market regulations		3.98	3.34	5.01	5.01	5.23	5.23
(i) Hiring regulations and minimum wage			4.17	10	10	10	10
(ii) Hiring and firing regulations		4.02	3.05	4.47	4.76	4.91	4.91
(iii) Centralized collective bargaining	7.93	7.93	7.5	6.91	6.65	7.84	7.84
(iv) Hours regulations			5.34	8	8	8	8
(v) Mandated cost of worker dismissal			0	0.65	0.65	0.65	0.65
(vi) Conscription	0	0	0	0	0	0	0
C. Business regulations			4.5	5.08	5.61	5.53	5.61
(i) Administrative requirements			7.5	3.32	4.18	4.03	4.03
(ii) Bureaucracy costs			2.75	3.33	2.22	3.56	4
(iii) Starting a business			5.48	9.72	9.71	9.39	9.39
(iv) Impartial public administration	3.41	4.25	2.4	1.9	3.4	2.29	2.29
(v) Licensing restrictions				7.08	8.55	8.1	8.1
(vi) Cost of tax compliance			4.35	5.15	5.61	5.85	5.85

El Salvador

	1980	1990	2000	2010	2015	2019	2020
Summary Ratings (Rank)	Rating (Rank) 4.24 (94)	Rating (Rank) 5.22 (72)	Rating (Rank) 7.8 (22)	Rating (Rank) 7.49 (42)	Rating (Rank) 7.31 (59)	Rating (Rank) 7.34 (63)	Rating (Rank) 7.12 (64)
	Rating (Data)	Rating (Data)	Rating (Data)	Rating (Data)	Rating (Data)	Rating (Data)	Rating (Data)
1. Size of Government	5.84	7.44	8.91	8.68	8.34	8.47	8.48
A. Government consumption	6.97 (16.3)	8.81 (10.03)	7.81 (13.44)	7.2 (15.53)	6.17 (19.02)	6.04 (19.46)	6.09 (19.29)
B. Transfers and subsidies	9.4 (2.7)	9.75 (1.4)	10 (0.32)	9.16 (3.58)	9.47 (2.44)	9.34 (2.94)	9.34 (2.94)
C. Government investment	2.6 (40.91)	8.98 (18.59)	9.7 (16.05)	10 (12.08)	9.72 (15.99)	10 (14.93)	10 (12.77)
D. Top marginal tax rate	3	2	8	8	8	8	8
(i) Top marginal income tax rate	3 (60)	2 (60)	8 (30)	8 (30)	8 (30)	8 (30)	8 (30)
(ii) Top marginal income and payroll tax rate				8 (30)	8 (30)	8 (30)	8 (30)
E. State ownership of assets	7.23	7.65	9.04	9.04	8.33	8.97	8.97
2. Legal System and Property Rights	3.15	3.98	4.8	4.48	4.33	4.33	4.37
A. Judicial independence	4.73	4.64	5.01	4.82	4.95	4.73	4.66
B. Impartial courts	3.38	3.94	4.07	3.68	3.67	4.11	3.48
C. Protection of property rights		4.05	4.05	4.6	4.68	4.39	4.39
D. Military interference in rule of law and politics	3.33	3.33	5	4.17	4.17	4.17	4.17
E. Integrity of the legal system	1.95	1.95	4.33	2.98	3.06	3.25	4.26
F. Legal enforcement of contracts		3.83	3.83	3.83	3.83	3.27	3.27
G. Regulatory restrictions on sale of real property		7.83	7.83	8.2	8.17	8.17	8.17
H. Reliability of police			4.26	3.57	2.12	2.57	2.57
<i>Gender Legal Rights Adjustment</i>	0.88	0.88	1	1	1	1	1
3. Sound Money	5.71	5.56	9.58	9.57	9.7	9.72	9.59
A. Money growth	8.84 (5.8)	9.72 (1.39)	9.67 (1.65)	9.65 (1.74)	9.86 (0.71)	9.14 (4.3)	8.69 (6.53)
B. Standard deviation of inflation	7.39 (6.53)	7.02 (7.45)	9.09 (2.29)	8.85 (2.87)	9.07 (2.32)	9.77 (0.58)	9.72 (0.7)
C. Inflation: most recent year	6.61 (16.95)	5.51 (22.47)	9.55 (2.27)	9.76 (1.18)	9.85 (-0.73)	9.98 (0.08)	9.93 (-0.37)
D. Freedom to own foreign currency bank accounts	0	0	10	10	10	10	10
4. Freedom to Trade Internationally	1.65	4.24	8.73	7.67	7.81	7.85	7.12
A. Tariffs	3.13	6.52	8.02	8.17	8.24	8.23	8.24
(i) Revenue from trade taxes (% of trade sector)	5.87 (6.2)	7.27 (4.1)	8.99 (1.51)	9 (1.5)	9.27 (1.1)	9.26 (1.11)	9.26 (1.11)
(ii) Mean tariff rate	0.4 (48)	5.78 (21.1)	8.52 (7.4)	8.82 (5.9)	8.8 (6)	8.8 (6)	8.8 (6)
(iii) Standard deviation of tariff rates			6.56 (8.6)	6.7 (8.26)	6.64 (8.4)	6.64 (8.4)	6.66 (8.34)
B. Regulatory trade barriers			7.28	6.94	6.5	6.88	6.88
(i) Non-tariff trade barriers			5.72	5.51	4.82	5.22	5.22
(ii) Compliance cost of importing and exporting			8.83	8.37	8.19	8.54	8.54
C. Black-market exchange rates	0	5.2	10	10	10	10	10
D. Controls of the movement of capital and people	1.83	1	9.62	5.58	6.49	6.27	3.36
(i) Financial openness	1.66	0	10	8.8	6.99	7	7
(ii) Capital controls	2	2	9.23	4.62	4.62	3.08	3.08
(iii) Freedom of foreigners to visit				3.32	7.85	8.74	0
5. Regulation	4.85	4.89	6.97	7.05	6.4	6.34	6.04
A. Credit market regulations	9.85	8.65	9.7	8.52	8.32	8.74	7.85
(i) Ownership of banks				8	8	8	8
(ii) Private sector credit	9.85	9.3	9.39	7.55	6.97	8.21	5.54
(iii) Interest rate controls / negative real interest rates		8	10	10	10	10	10
B. Labor market regulations			5.54	6.47	4.74	4.47	4.47
(i) Hiring regulations and minimum wage			3.12	6.67	5.57	4.43	4.43
(ii) Hiring and firing regulations			4.85	5.81	4.23	3.46	3.46
(iii) Centralized collective bargaining			7.73	7.75	7.01	7.32	7.32
(iv) Hours regulations			5.51	6	6	6	6
(v) Mandated cost of worker dismissal			2.03	2.6	2.6	2.6	2.6
(vi) Conscription	3	0	10	10	3	3	3
C. Business regulations			5.67	6.17	6.13	5.81	5.81
(i) Administrative requirements			7.27	3.93	2.81	2.46	2.46
(ii) Bureaucracy costs			5.4	5.3	4.22	5.33	5.33
(iii) Starting a business			4.89	8.97	9.07	9.01	9.01
(iv) Impartial public administration	1.33	1.87	4.36	4.36	4.36	4.10	4.10
(v) Licensing restrictions				8.05	9.10	5.85	5.85
(vi) Cost of tax compliance			6.41	6.41	7.22	8.12	8.12

Estonia

	1980	1990	2000	2010	2015	2019	2020
	Rating (Rank)	Rating (Rank)	Rating (Rank)	Rating (Rank)	Rating (Rank)	Rating (Rank)	Rating (Rank)
Summary Ratings (Rank)		4.52 (93)	7.7 (25)	8.05 (9)	8.16 (10)	8.11 (13)	7.95 (8)
	Rating (Data)	Rating (Data)	Rating (Data)	Rating (Data)	Rating (Data)	Rating (Data)	Rating (Data)
1. Size of Government		4.81	6.59	6.44	6.45	6.6	6.29
A. Government consumption		5.74 (20.48)	3.73 (27.33)	3.5 (28.09)	3.51 (28.06)	3.29 (28.83)	2.96 (29.92)
B. Transfers and subsidies			5.98 (15.25)	6.74 (12.45)	6.06 (14.95)	6.08 (14.87)	4.82 (19.5)
C. Government investment			9.51 (16.73)	7.7 (23.06)	7.92 (22.27)	8.89 (18.9)	8.89 (18.9)
D. Top marginal tax rate			6	6.5	7	7	7
(i) Top marginal income tax rate			8 (26)	9 (21)	10 (20)	10 (20)	10 (20)
(ii) Top marginal income and payroll tax rate			4 (44)	4 (44)	4 (42)	4 (42)	4 (42)
E. State ownership of assets		3.89	7.75	7.75	7.75	7.75	7.75
2. Legal System and Property Rights	6.32	6.45	6.61	7.58	7.78	7.7	7.78
A. Judicial independence	7.34	7.82	7.39	7.91	7.98	7.73	7.79
B. Impartial courts	6.87	6.79	6.98	7.17	7.34	7.2	7.17
C. Protection of property rights		5	5	7.17	7.57	7.38	7.38
D. Military interference in rule of law and politics		8.33	8.33	8.33	8.33	8.33	8.33
E. Integrity of the legal system	6.58	6.62	7.04	7.11	7.11	7.13	7.73
F. Legal enforcement of contracts		6.11	6.11	5.91	5.93	5.98	5.98
G. Regulatory restrictions on sale of real property		8.81	8.81	9.53	9.5	9.5	9.5
H. Reliability of police			6.5	7.52	8.45	8.31	8.31
<i>Gender Legal Rights Adjustment</i>	0.82	0.82	0.88	1	1	1	1
3. Sound Money		4.48	8.67	9.43	9.49	9.36	9.16
A. Money growth			8.32 (8.39)	9.98 (-0.1)	8.51 (7.47)	8.5 (7.51)	7.52 (12.39)
B. Standard deviation of inflation		5.18 (12.06)	7.15 (7.13)	8.35 (4.12)	9.54 (1.14)	9.4 (1.49)	9.22 (1.94)
C. Inflation: most recent year		3.27 (33.65)	9.19 (4.03)	9.41 (2.97)	9.91 (-0.46)	9.54 (2.28)	9.91 (-0.45)
D. Freedom to own foreign currency bank accounts		5	10	10	10	10	10
4. Freedom to Trade Internationally		3.26	9.2	8.65	8.72	8.68	8.33
A. Tariffs		9.77	9.99	8.34	8.9	8.2	8.03
(i) Revenue from trade taxes (% of trade sector)		9.77 (0.34)	9.99 (0.02)	9.63 (0.55)	9.1 (1.35)	9.13 (1.3)	8.6 (2.1)
(ii) Mean tariff rate				8.98 (5.1)	8.98 (5.1)	8.98 (5.1)	8.98 (5.1)
(iii) Standard deviation of tariff rates				6.41 (8.98)	8.63 (3.42)	6.49 (8.77)	6.51 (8.72)
B. Regulatory trade barriers			8.75	8.5	8.25	8.48	8.48
(i) Non-tariff trade barriers			8.34	7.56	6.58	7.02	7.02
(ii) Compliance cost of importing and exporting			9.17	9.43	9.92	9.94	9.94
C. Black-market exchange rates		0	10	10	10	10	10
D. Controls of the movement of capital and people		0	8.08	7.78	7.71	8.04	6.8
(i) Financial openness			10	10	10	10	10
(ii) Capital controls		0	6.15	6.92	5.38	5.38	5.38
(iii) Freedom of foreigners to visit				6.42	7.74	8.74	5
5. Regulation		3.61	7.43	8.14	8.35	8.22	8.21
A. Credit market regulations		0	9.33	10	10	9.67	9.67
(i) Ownership of banks		0	8	10	10	10	10
(ii) Private sector credit			10	9.99	10	10	10
(iii) Interest rate controls / negative real interest rates			10	10	10	9	9
B. Labor market regulations			4.95	5.91	6.29	6.26	6.26
(i) Hiring regulations and minimum wage			2.94	5	6.67	6.67	6.67
(ii) Hiring and firing regulations			4.57	5.87	6.11	5.98	5.98
(iii) Centralized collective bargaining			8.45	8.32	8.74	8.67	8.67
(iv) Hours regulations			4	4	4	4	4
(v) Mandated cost of worker dismissal			6.76	9.25	9.25	9.25	9.25
(vi) Conscription		0	3	3	3	3	3
C. Business regulations			8.01	8.5	8.75	8.75	8.71
(i) Administrative requirements			7.62	5.55	5.14	5.2	5.2
(ii) Bureaucracy costs			7.15	8.94	9.56	9.11	8.89
(iii) Starting a business			7.45	9.68	9.82	9.83	9.83
(iv) Impartial public administration		6.78	8.74	9.34	9.65	9.65	9.65
(v) Licensing restrictions				8.47	9.26	9.24	9.24
(vi) Cost of tax compliance			9.09	9.05	9.06	9.44	9.44

Eswatini

	1980	1990	2000	2010	2015	2019	2020
	Rating (Rank)	Rating (Rank)	Rating (Rank)	Rating (Rank)	Rating (Rank)	Rating (Rank)	Rating (Rank)
Summary Ratings (Rank)				6.04 (121)	6.17 (120)	6.14 (130)	5.76 (144)
	Rating (Data)	Rating (Data)	Rating (Data)	Rating (Data)	Rating (Data)	Rating (Data)	Rating (Data)
1. Size of Government	4.16	4.61	5.19	5.26	5.02	5.86	4.97
A. Government consumption				5.75 (20.45)	4.51 (24.65)	4.9 (23.35)	4.17 (25.82)
B. Transfers and subsidies				9.83 (1.11)	9.94 (0.73)	9.85 (1.06)	9.85 (1.06)
C. Government investment	4.58 (33.98)	5.47 (30.85)	6.63 (26.78)	0 (51.05)	0 (55.64)	3.76 (36.84)	0 (95.12)
D. Top marginal tax rate				7	7	7	7
(i) Top marginal income tax rate				7 (33)	7 (33)	7 (33)	7 (33)
(ii) Top marginal income and payroll tax rate				7 (33)	7 (33)	7 (33)	7 (33)
E. State ownership of assets	3.74	3.74	3.74	3.74	3.67	3.82	3.82
2. Legal System and Property Rights	3.35	3.11	3.52	3.25	3.57	3.81	3.83
A. Judicial independence	4.2	4.27	3.53	3.82	3.49	4.29	4.37
B. Impartial courts	6.57	5.53	5.13	5.13	5.12	5.43	5.18
C. Protection of property rights			5.12	4.97	5.86	5.99	5.99
D. Military interference in rule of law and politics			1.67	3.3			
E. Integrity of the legal system	3.49	3.42	5.36	5.38	3.39	3.85	4.23
F. Legal enforcement of contracts			4.87	1.59	1.59	1.59	1.59
G. Regulatory restrictions on sale of real property			8.53	7.27	7.27	7.2	7.2
H. Reliability of police			5.66	5.39	5.95	6.53	6.53
<i>Gender Legal Rights Adjustment</i>	0.41	0.41	0.41	0.41	0.53	0.53	0.53
3. Sound Money				7.86	8.06	7.86	7.85
A. Money growth			0 (60.38)	8.98 (5.08)	9.05 (4.73)	8.93 (5.33)	9.25 (3.73)
B. Standard deviation of inflation				7.59 (6.03)	9.17 (2.07)	8.01 (4.98)	7.92 (5.21)
C. Inflation: most recent year				9.86 (0.7)	9.01 (4.95)	9.48 (2.6)	9.22 (3.9)
D. Freedom to own foreign currency bank accounts				5	5	5	5
4. Freedom to Trade Internationally				6.16	6.63	6	5.03
A. Tariffs				6.15	4.64	5.56	4.77
(i) Revenue from trade taxes (% of trade sector)				4.91 (7.63)	0 (15.96)	2.67 (10.99)	0.25 (14.63)
(ii) Mean tariff rate				8.46 (7.7)	8.48 (7.6)	8.46 (7.7)	8.46 (7.7)
(iii) Standard deviation of tariff rates				5.07 (12.32)	5.44 (11.4)	5.53 (11.17)	5.6 (11.01)
B. Regulatory trade barriers				5.88	7.87	4.55	4.55
(i) Non-tariff trade barriers				4.8	6.02	5.81	5.81
(ii) Compliance cost of importing and exporting				6.97	9.71	3.28	3.28
C. Black-market exchange rates				10	10	10	10
D. Controls of the movement of capital and people	2.51	4.16	1.66	2.62	4.02	3.9	0.8
(i) Financial openness	2.51	4.16	1.66	1.66	1.66	1.64	1.64
(ii) Capital controls				0.77	0.77	0.77	0.77
(iii) Freedom of foreigners to visit				5.42	9.62	9.29	0
5. Regulation				7.67	7.58	7.15	7.13
A. Credit market regulations				8.99	8.78	7.89	7.85
(i) Ownership of banks				8	8	8	8
(ii) Private sector credit				8.98	8.33	5.68	5.54
(iii) Interest rate controls / negative real interest rates				10	10	10	10
B. Labor market regulations				7.73	7.71	7.63	7.63
(i) Hiring regulations and minimum wage				10	8.9	8.9	8.9
(ii) Hiring and firing regulations				3.84	4.66	4.12	4.12
(iii) Centralized collective bargaining				5.65	5.84	5.87	5.87
(iv) Hours regulations				10	10	10	10
(v) Mandated cost of worker dismissal				6.89	6.89	6.89	6.89
(vi) Conscription				10	10	10	10
C. Business regulations				6.28	6.26	5.93	5.93
(i) Administrative requirements				3.58	4.11	4.04	4.04
(ii) Bureaucracy costs				4.85	3.56	4	4
(iii) Starting a business				7.9	8.86	8.5	8.5
(iv) Impartial public administration	3.32	3.32	3.36	3.36	3.36	3.7	3.7
(v) Licensing restrictions				9.16	9.02	8.68	8.68
(vi) Cost of tax compliance				8.83	8.63	6.64	6.64

Ethiopia

	1980	1990	2000	2010	2015	2019	2020
	Rating (Rank)	Rating (Rank)	Rating (Rank)	Rating (Rank)	Rating (Rank)	Rating (Rank)	Rating (Rank)
Summary Ratings (Rank)				5.38 (145)	5.29 (148)	5.82 (143)	5.58 (151)
	Rating (Data)	Rating (Data)	Rating (Data)	Rating (Data)	Rating (Data)	Rating (Data)	Rating (Data)
1. Size of Government		1.43	3.19	5.62	5.67	6.23	6.42
A. Government consumption				8.03 (12.7)	8.38 (11.5)	8.29 (11.8)	8.37 (11.53)
B. Transfers and subsidies				8.45 (6.2)	8.51 (5.96)	8.75 (5.09)	8.75 (5.09)
C. Government investment		0 (51.48)	1.89 (43.38)	0 (64.84)	2.01 (42.97)	5.14 (32)	5.96 (29.15)
D. Top marginal tax rate				7	5	5	5
(i) Top marginal income tax rate				7 (35)	7 (35)	7 (35)	7 (35)
(ii) Top marginal income and payroll tax rate					3 (48)	3 (48)	3 (48)
E. State ownership of assets	2.86	2.86	4.5	4.63	4.46	3.95	4
2. Legal System and Property Rights	3.06	2.85	3.62	4.6	4.48	4.45	4.45
A. Judicial independence	3.08	3.26	3.37	3.86	4.2	3.97	3.99
B. Impartial courts	5.17	4.54	3.62	4.19	4.53	4.34	4.2
C. Protection of property rights			4.01	5.03	4.69	4.05	4.05
D. Military interference in rule of law and politics	3.33	3.33	1.67	1.67	1.67	3.33	3.33
E. Integrity of the legal system	3.86	3.22	6.11	5.72	5.66	5.64	5.72
F. Legal enforcement of contracts			4.34	4.87	5.55	5.55	5.55
G. Regulatory restrictions on sale of real property			7.97	8.53	7.01	7.04	7.04
H. Reliability of police			5.32	5.21	4.8	3.94	3.94
<i>Gender Legal Rights Adjustment</i>	0.59	0.59	0.59	0.88	0.88	0.88	0.88
3. Sound Money				5.55	5.3	5.95	5.54
A. Money growth			0 (61.38)	8.02 (9.88)	8.02 (9.88)	8.02 (9.88)	8.02 (9.88)
B. Standard deviation of inflation				5.8 (10.5)	5.2 (12.01)	8.94 (2.66)	8.23 (4.43)
C. Inflation: most recent year				8.37 (8.14)	7.97 (10.13)	6.83 (15.84)	5.92 (20.4)
D. Freedom to own foreign currency bank accounts				0	0	0	0
4. Freedom to Trade Internationally				4.96	4.95	5.64	4.66
A. Tariffs				5.11	6.11	6.15	6.15
(i) Revenue from trade taxes (% of trade sector)				3.44 (9.84)	6.47 (5.29)	6.61 (5.09)	6.61 (5.09)
(ii) Mean tariff rate				6.54 (17.3)	6.52 (17.4)	6.52 (17.4)	6.52 (17.4)
(iii) Standard deviation of tariff rates				5.36 (11.59)	5.34 (11.66)	5.34 (11.66)	5.34 (11.66)
B. Regulatory trade barriers				4.09	3.05	7.08	7.08
(i) Non-tariff trade barriers				4.28	4.33	4.35	4.35
(ii) Compliance cost of importing and exporting				3.9	1.76	9.81	9.81
C. Black-market exchange rates				10	10	5.64	4.84
D. Controls of the movement of capital and people	1.66	1.66	1.66	0.63	0.63	3.68	0.55
(i) Financial openness	1.66	1.66	1.66	1.66	1.66	1.64	1.64
(ii) Capital controls				0	0	0	0
(iii) Freedom of foreigners to visit				0.22	0.22	9.4	0
5. Regulation				6.18	6.05	6.84	6.86
A. Credit market regulations				4.85	5.36	6.93	6.99
(i) Ownership of banks				2	2	2	2
(ii) Private sector credit				7.55	9.08	8.78	8.97
(iii) Interest rate controls / negative real interest rates				5	5	10	10
B. Labor market regulations				7.58	7.22	6.93	6.93
(i) Hiring regulations and minimum wage				6.67	6.67	6.67	6.67
(ii) Hiring and firing regulations				4.81	4.29	4.15	4.15
(iii) Centralized collective bargaining				6.97	5.34	3.74	3.74
(iv) Hours regulations				10	10	10	10
(v) Mandated cost of worker dismissal				7.04	7.04	7.04	7.04
(vi) Conscription				10	10	10	10
C. Business regulations				6.12	5.58	6.67	6.65
(i) Administrative requirements				4.29	4.34	3.74	3.74
(ii) Bureaucracy costs				3.33	1.33	3.78	3.78
(iii) Starting a business				8.48	7.75	9.2	9.2
(iv) Impartial public administration	2.74	3.26	4.49	4.68	4.71	5.63	5.51
(v) Licensing restrictions				8.16	8.77	9.02	9.02
(vi) Cost of tax compliance				7.78	6.57	8.63	8.63

Fiji

	1980	1990	2000	2010	2015	2019	2020
Summary Ratings (Rank)	Rating (Rank) 5.62 (41)	Rating (Rank) 5.65 (55)	Rating (Rank) 6.81 (59)	Rating (Rank) 6.86 (83)	Rating (Rank) 6.6 (102)	Rating (Rank) 6.36 (119)	Rating (Rank) 6.53 (104)
	Rating (Data)	Rating (Data)	Rating (Data)	Rating (Data)	Rating (Data)	Rating (Data)	Rating (Data)
1. Size of Government	4.90	5.03	6.68	7.18	6.28	6.66	6.70
A. Government consumption	5.56 (21.09)	5.9 (19.93)	5.88 (20)	6.34 (18.45)	4.3 (25.39)	4.61 (24.31)	4.61 (24.31)
B. Transfers and subsidies	9.46 (2.5)	9.86	9.35 (2.9)	8.69 (5.32)	9.3 (3.06)	9.5 (2.32)	9.5 (2.32)
C. Government investment	1.08 (46.24)	0 (55.37)	4.76 (33.33)	7.64 (23.25)	6.51 (27.2)	7.87 (22.47)	7.87 (22.47)
D. Top marginal tax rate	2	3	7	7	5	5	5
(i) Top marginal income tax rate	2 (53)	3 (50)	7 (34)	7 (31)	5 (49)	5 (49)	5 (49)
(ii) Top marginal income and payroll tax rate		3 (50)	7 (34)	7 (31)	5 (49)	5 (49)	5 (49)
E. State ownership of assets	6.39	6.39	6.39	6.25	6.31	6.32	6.54
2. Legal System and Property Rights	5.87	5.4	7.01	5.88	5.11	5.16	5.47
A. Judicial independence	5.52	5.52	6.35	3.66	4.13	4.12	4.19
B. Impartial courts	8.06	6.44	6.8	5.33	5.92	6.14	6.05
C. Protection of property rights			9.02	4.5	4.5	4.41	4.41
D. Military interference in rule of law and politics			10	10			
E. Integrity of the legal system	6.37	5.56	7.83	7.59	5.75	5.62	6.55
F. Legal enforcement of contracts		5.11	6.18	5.93	5.11	4.88	4.88
G. Regulatory restrictions on sale of real property		7.96	7.96	8.06	7.71	7.71	7.71
H. Reliability of police			9.4	4.9	4.9		
<i>Gender Legal Rights Adjustment</i>	0.76	0.76	0.76	0.88	0.88	0.88	0.94
3. Sound Money	5.7	6.42	6.94	6.79	6.66	7.14	6.96
A. Money growth	8.54 (7.3)	7.93 (10.36)	9.57 (-2.16)	9.63 (1.83)	8.26 (8.68)	9.81 (0.95)	9.57 (2.17)
B. Standard deviation of inflation	7.72 (5.71)	9.16 (2.1)	8.42 (3.95)	8.63 (3.44)	8.66 (3.35)	9.1 (2.25)	8.78 (3.04)
C. Inflation: most recent year	6.54 (17.31)	8.58 (7.1)	9.78 (1.09)	8.89 (5.54)	9.73 (1.37)	9.65 (1.77)	9.48 (-2.6)
D. Freedom to own foreign currency bank accounts	0	0	0	0	0	0	0
4. Freedom to Trade Internationally	5.71	5.59	5.83	6.39	6.29	5.51	5.41
A. Tariffs	6.13	5.73	7.27	5.12	4.87	4.9	4.88
(i) Revenue from trade taxes (% of trade sector)	6.13 (5.8)	5.73 (6.4)	7.03 (4.46)	7.73 (3.4)	6.33 (5.51)	6.93 (4.6)	6.93 (4.6)
(ii) Mean tariff rate			7.52 (12.4)	7.62 (11.9)	7.7 (11.5)	7.76 (11.2)	7.72 (11.4)
(iii) Standard deviation of tariff rates				0 (35.11)	0.57 (23.58)	0 (31.36)	0 (33.63)
B. Regulatory trade barriers				6.88	6.42	3.26	6.19
(i) Non-tariff trade barriers						0	5.86
(ii) Compliance cost of importing and exporting				6.88	6.42	6.53	6.53
C. Black-market exchange rates	6.4	9.2	9.4	10	10	10	10
D. Controls of the movement of capital and people	4.58	1.83	0.83	3.54	3.89	3.88	0.55
(i) Financial openness	4.16	1.66	1.66	1.66	1.66	1.64	1.64
(ii) Capital controls	5	2	0	0	0	0	0
(iii) Freedom of foreigners to visit				8.96	10	10	0
5. Regulation	5.93	5.81	7.6	8.06	8.64	7.32	8.1
A. Credit market regulations	5.09	6	6.56	7.91	9.64	9.77	9.57
(i) Ownership of banks	2	2	2	10	10	10	10
(ii) Private sector credit	7.27	10	7.67	4.73	8.91	9.3	8.7
(iii) Interest rate controls / negative real interest rates	6	6	10	9	10	10	10
B. Labor market regulations			9.4	9.01	9.01	6.2	7.98
(i) Hiring regulations and minimum wage			7.8	7.77	7.77	8.9	8.9
(ii) Hiring and firing regulations						0	5.45
(iii) Centralized collective bargaining						0	5.25
(iv) Hours regulations			10	10	10	10	10
(v) Mandated cost of worker dismissal			9.81	8.27	8.27	8.27	8.27
(vi) Conscription	10	10	10	10	10	10	10
C. Business regulations			6.82	7.25	7.27	5.99	6.75
(i) Administrative requirements						0	4.58
(ii) Bureaucracy costs				7.12	6.89	6.44	6.44
(iii) Starting a business			8.26	8.3	8.53	8.57	8.57
(iv) Impartial public administration	9.12	5.14	3.79	4.23	5.08	5.08	5.08
(v) Licensing restrictions				8.42	8.62	8.62	8.62
(vi) Cost of tax compliance			8.43	8.17	7.23	7.23	7.23

Finland

	1980	1990	2000	2010	2015	2019	2020
	Rating (Rank)	Rating (Rank)	Rating (Rank)	Rating (Rank)	Rating (Rank)	Rating (Rank)	Rating (Rank)
Summary Ratings (Rank)	7.15 (12)	7.46 (15)	8.1 (13)	7.99 (11)	7.85 (25)	7.92 (22)	7.64 (26)
	Rating (Data)	Rating (Data)	Rating (Data)	Rating (Data)	Rating (Data)	Rating (Data)	Rating (Data)
1. Size of Government	5.51	5.39	5.30	5.26	4.84	5.13	4.71
A. Government consumption	4.43 (24.93)	3.33 (28.69)	3.08 (29.54)	2.71 (30.77)	2.76 (30.6)	2.76 (30.63)	2.26 (32.33)
B. Transfers and subsidies	6.24 (14.3)	5.78 (16)	4.93 (19.11)	3.72 (23.54)	3.25 (25.29)	4.07 (22.25)	3.45 (24.53)
C. Government investment	8.98 (18.56)	9.47 (16.84)	9.63 (16.3)	9.46 (16.88)	8.83 (19.11)	9.16 (17.94)	8.46 (20.39)
D. Top marginal tax rate	1	1.5	2	3.5	2.5	2.5	2.5
(i) Top marginal income tax rate	1 (65-71)	2 (57-63)	3 (51-57)	4 (46-51)	3 (48-54)	3 (48-54)	3 (48-54)
(ii) Top marginal income and payroll tax rate		1 (61-69)	1 (53.5-60.5)	3 (52-57)	2 (54-60)	2 (54-59)	2 (54-59)
E. State ownership of assets	6.88	6.88	6.88	6.88	6.88	7.17	6.88
2. Legal System and Property Rights	8.4	8.6	8.88	8.78	8.72	8.6	8.7
A. Judicial independence	8.09	8.79	8.77	8.45	8.62	8.56	8.57
B. Impartial courts	8.71	9.04	8.88	8.56	8.61	8.67	8.67
C. Protection of property rights		7.23	8.92	9.08	9.12	9.34	9.34
D. Military interference in rule of law and politics	10	10	10	10	10	10	10
E. Integrity of the legal system	8.97	8.97	8.97	8.97	9	8.91	9.64
F. Legal enforcement of contracts	7.5	7.71	7.71	7.29	6.7	6.29	6.29
G. Regulatory restrictions on sale of real property		8.42	8.42	8.42	8.08	7.52	7.52
H. Reliability of police			9.38	9.51	9.65	9.54	9.54
<i>Gender Legal Rights Adjustment</i>	0.94	1	1	1	1	1	1
3. Sound Money	7.78	9.27	9.55	9.62	9.6	9.39	9.21
A. Money growth	8.82 (5.92)	8.62 (6.91)	9.48 (2.58)	9.11 (4.45)	8.74 (6.3)	7.96 (10.19)	7.1 (14.5)
B. Standard deviation of inflation	9.27 (1.82)	9.63 (0.92)	9.38 (1.54)	9.6	9.72 (0.71)	9.79 (0.53)	9.79 (0.53)
C. Inflation: most recent year	8.05 (9.75)	8.84 (5.82)	9.33 (3.37)	9.76 (1.22)	9.96 (-0.21)	9.8 (1.02)	9.94 (0.29)
D. Freedom to own foreign currency bank accounts	5	10	10	10	10	10	10
4. Freedom to Trade Internationally	7.66	7.5	9.23	8.39	8.38	8.5	7.86
A. Tariffs	8.69	8.01	9.18	8.34	8.36	8.2	8.03
(i) Revenue from trade taxes (% of trade sector)	9.47 (0.8)	9.6 (0.6)	9.78 (0.33)	9.63 (0.55)	9.1 (1.35)	9.13 (1.3)	8.6 (2.1)
(ii) Mean tariff rate	7.92 (10.4)	8.46 (7.7)	9.52 (2.4)	8.98 (5.1)	8.98 (5.1)	8.98 (5.1)	8.98 (5.1)
(iii) Standard deviation of tariff rates		5.96 (10.1)	8.24 (4.4)	6.41 (8.98)	7 (7.5)	6.49 (8.77)	6.51 (8.72)
B. Regulatory trade barriers			9.68	8.73	8.23	8.54	8.54
(i) Non-tariff trade barriers			9.69	8.47	7.34	7.94	7.94
(ii) Compliance cost of importing and exporting			9.67	8.99	9.12	9.13	9.13
C. Black-market exchange rates	9.8	10	10	10	10	10	10
D. Controls of the movement of capital and people	4.5	4.5	8.08	6.5	6.94	7.27	4.88
(i) Financial openness	6.99	6.99	10	10	10	10	10
(ii) Capital controls	2	2	6.15	3.08	3.08	3.08	3.08
(iii) Freedom of foreigners to visit				6.42	7.74	8.74	1.56
5. Regulation	6.38	6.52	7.51	7.92	7.72	7.96	7.72
A. Credit market regulations	8.63	9.32	10	9.64	9.41	9.87	9.26
(i) Ownership of banks	8	8	10	10	10	10	10
(ii) Private sector credit	9.89	9.97	10	8.93	8.23	9.6	7.79
(iii) Interest rate controls / negative real interest rates	8	10	10	10	10	10	10
B. Labor market regulations	4.14	3.71	4.04	5.63	5.18	5.34	5.34
(i) Hiring regulations and minimum wage			4.72	3.9	3.9	3.9	3.9
(ii) Hiring and firing regulations		3.86	3.23	4.99	4.23	4.32	4.32
(iii) Centralized collective bargaining	4.49	4.49	2.87	3.88	1.96	2.8	2.8
(iv) Hours regulations	4.93	3.52	2.84	8	8	8	8
(v) Mandated cost of worker dismissal			7.59	10	10	10	10
(vi) Conscription	3	3	3	3	3	3	3
C. Business regulations			8.49	8.49	8.57	8.67	8.56
(i) Administrative requirements			7.97	5.62	5.85	6.49	6.49
(ii) Bureaucracy costs			8.48	7.58	7.78	8.22	7.56
(iii) Starting a business			9.44	9.52	9.52	9.56	9.56
(iv) Impartial public administration	9.57	9.57	9.57	9.57	9.47	8.93	8.93
(v) Licensing restrictions				9.72	9.86	9.86	9.86
(vi) Cost of tax compliance			6.98	8.96	8.96	8.99	8.99

France

	1980	1990	2000	2010	2015	2019	2020
	Rating (Rank)	Rating (Rank)	Rating (Rank)	Rating (Rank)	Rating (Rank)	Rating (Rank)	Rating (Rank)
Summary Ratings (Rank)	6.4 (25)	7.17 (20)	7.67 (27)	7.74 (23)	7.69 (38)	7.55 (51)	7.33 (54)
	Rating (Data)	Rating (Data)	Rating (Data)	Rating (Data)	Rating (Data)	Rating (Data)	Rating (Data)
1. Size of Government	5.26	5.32	4.69	5.56	5.33	5.08	4.92
A. Government consumption	4.84 (23.55)	4.85 (23.52)	1.86 (33.69)	2.96 (29.92)	2.76 (30.61)	2.92 (30.06)	2.34 (32.06)
B. Transfers and subsidies	3.02 (26.1)	3.27 (25.2)	3.4 (24.71)	2.67 (27.41)	2.42 (28.32)	2.45 (28.22)	2.45 (28.22)
C. Government investment	9.03 (18.39)	8.45 (20.42)	8.93 (18.74)	8.89 (18.9)	9.7 (16.07)	9.87 (15.47)	9.63 (16.28)
D. Top marginal tax rate	3	2	1	5	3.5	3	3
(i) Top marginal income tax rate	3 (60)	3 (53)	2 (54)	6 (43)	5 (50)	4 (51)	4 (51)
(ii) Top marginal income and payroll tax rate		1 (61)	0 (62-65)	4 (54-56)	2 (60-62)	2 (61-62)	2 (61-62)
E. State ownership of assets	6.39	8.03	8.28	8.28	8.28	7.16	7.16
2. Legal System and Property Rights	6.79	6.62	7.05	7.6	7.48	7.15	7.19
A. Judicial independence	7.47	7.35	7.26	7.23	7.35	7.14	7.14
B. Impartial courts	8.92	7.54	8.36	7.85	7.71	7.4	7.26
C. Protection of property rights		7.28	9.4	8.25	7.42	7.03	7.03
D. Military interference in rule of law and politics	9.58	8.33	8.33	9.17	9.17	8.33	8.33
E. Integrity of the legal system	7.57	7.57	7.71	7.93	7.91	7.79	8.19
F. Legal enforcement of contracts	6.25	6.58	6.58	6.21	5.97	5.64	5.64
G. Regulatory restrictions on sale of real property		4.6	4.6	6.88	6.39	6.81	6.81
H. Reliability of police			7.69	7.33	7.93	7.1	7.1
<i>Gender Legal Rights Adjustment</i>	0.71	0.88	0.88	1	1	1	1
3. Sound Money	6.4	9.69	9.59	9.67	9.77	9.41	9.15
A. Money growth	8.19 (9.06)	9.72 (1.38)	8.84 (5.82)	9.35 (3.23)	9.25 (3.77)	8 (10)	7.05 (14.74)
B. Standard deviation of inflation	9.69 (0.77)	9.64 (0.89)	9.85 (0.38)	9.61 (0.96)	9.83 (0.44)	9.88 (0.31)	9.66 (0.84)
C. Inflation: most recent year	7.72 (11.38)	9.38 (3.09)	9.66 (1.69)	9.69 (1.53)	9.99 (0.04)	9.78 (1.11)	9.9 (0.48)
D. Freedom to own foreign currency bank accounts	0	10	10	10	10	10	10
4. Freedom to Trade Internationally	7.15	7.78	9.09	8.32	8.44	8.56	8.21
A. Tariffs	8.95	8.46	9.18	8.34	8.36	8.2	8.03
(i) Revenue from trade taxes (% of trade sector)	9.67 (0.5)	9.73 (0.4)	9.78 (0.33)	9.63 (0.55)	9.1 (1.35)	9.13 (1.3)	8.6 (2.1)
(ii) Mean tariff rate	8.24 (8.8)	8.52 (7.4)	9.52 (2.4)	8.98 (5.1)	8.98 (5.1)	8.98 (5.1)	8.98 (5.1)
(iii) Standard deviation of tariff rates		7.12 (7.2)	8.24 (4.4)	6.41 (8.98)	7 (7.5)	6.49 (8.77)	6.51 (8.72)
B. Regulatory trade barriers			8.71	7.68	7.69	8	8
(i) Non-tariff trade barriers			8.42	6.64	5.41	6.01	6.01
(ii) Compliance cost of importing and exporting			9	8.72	9.96	9.98	9.98
C. Black-market exchange rates	9.4	10	10	10	10	10	10
D. Controls of the movement of capital and people	3.08	4.88	8.46	7.27	7.71	8.04	6.8
(i) Financial openness	4.16	4.77	10	10	10	10	10
(ii) Capital controls	2	5	6.92	5.38	5.38	5.38	5.38
(iii) Freedom of foreigners to visit				6.42	7.74	8.74	5
5. Regulation	6.42	6.42	7.93	7.53	7.44	7.56	7.2
A. Credit market regulations	8.91	9.01	9.79	8.88	8.76	8.91	7.91
(i) Ownership of banks	10	10	10	10	8	8	8
(ii) Private sector credit	8.73	9.03	9.36	6.63	8.29	8.72	5.72
(iii) Interest rate controls / negative real interest rates	8	8	10	10	10	10	10
B. Labor market regulations	3.93	3.83	5.33	5.94	5.7	5.91	5.91
(i) Hiring regulations and minimum wage			4.55	3.33	2.23	2.23	2.23
(ii) Hiring and firing regulations		4.16	1.67	2.76	2.69	4.45	4.45
(iii) Centralized collective bargaining	4.49	4.49	5.53	7.03	6.8	6.63	6.63
(iv) Hours regulations	4.31	3.69	3.17	4	4	4	4
(v) Mandated cost of worker dismissal			7.03	8.5	8.5	8.13	8.13
(vi) Conscription	3	3	10	10	10	10	10
C. Business regulations			8.69	7.76	7.86	7.86	7.78
(i) Administrative requirements			7.73	2.74	2.93	4.28	4.28
(ii) Bureaucracy costs			8.08	8.33	8.67	7.78	7.33
(iii) Starting a business			9.76	9.77	9.88	9.86	9.86
(iv) Impartial public administration	9.33	9.33	9.33	9.33	9.33	9.33	9.33
(v) Licensing restrictions				7.89	7.93	7.44	7.44
(vi) Cost of tax compliance			8.52	8.52	8.44	8.44	8.44

Gabon

	1980	1990	2000	2010	2015	2019	2020
	Rating (Rank)	Rating (Rank)	Rating (Rank)	Rating (Rank)	Rating (Rank)	Rating (Rank)	Rating (Rank)
Summary Ratings (Rank)	4.55 (82)	5.44 (62)	5.53 (106)	5.44 (142)	5.58 (142)	5.83 (142)	5.72 (146)
	Rating (Data)	Rating (Data)	Rating (Data)	Rating (Data)	Rating (Data)	Rating (Data)	Rating (Data)
1. Size of Government	5.25	6.34	7.33	5.1	6.26	6.79	6.63
A. Government consumption	1.88 (33.6)	5.52 (21.23)	7.65 (14)	2.78 (30.56)	3.49 (28.14)	5.12 (22.59)	4.74 (23.87)
B. Transfers and subsidies		9.81 (1.2)	9.81 (1.2)	9.81 (1.2)	9.13 (3.71)	9.45 (2.53)	9.45 (2.53)
C. Government investment	8.59 (19.94)	9.13 (18.04)	10 (13.3)	3.19 (38.83)	9.27 (17.57)	10 (13.27)	10 (13.02)
D. Top marginal tax rate		1	3	3.5	3.5	3.5	3.5
(i) Top marginal income tax rate		1 (60)	3 (50)	5 (40)	5 (40)	5 (40)	5 (40)
(ii) Top marginal income and payroll tax rate				2 (52-57)	2 (54)	2 (53)	2 (53)
E. State ownership of assets	5.28	6.22	6.22	6.22	5.9	5.9	5.45
2. Legal System and Property Rights	3.15	3.57	2.93	3.02	2.99	2.69	2.71
A. Judicial independence	3.64	4.25	4.38	3.8	4.21	4.07	4.23
B. Impartial courts	2.61	4.04	3.65	3.86	3.8	3.52	3.32
C. Protection of property rights			4.33	5.39	5.15	4.17	4.17
D. Military interference in rule of law and politics	8.33	8.33	3.33	3.33	3.33	3.33	3.33
E. Integrity of the legal system	3.25	3.63	4.66	4.72	4.96	4.82	5.06
F. Legal enforcement of contracts			2.92	2.92	2.92	2.92	2.92
G. Regulatory restrictions on sale of real property			5.81	5.81	4.6	4.86	4.86
H. Reliability of police				4.43	4.9	2.78	2.78
<i>Gender Legal Rights Adjustment</i>	0.41	0.41	0.41	0.41	0.41	0.41	0.41
3. Sound Money	4.33	5.42	5.73	5.65	6.53	6.62	6.71
A. Money growth	9.24 (-3.81)	9.57 (-2.17)	9.43 (2.86)	8.81 (5.96)	9.98 (-0.08)	9.64 (-1.82)	9.64 (-1.82)
B. Standard deviation of inflation	5.43 (11.42)	5.17 (12.08)	3.6 (16)	4.09 (14.78)	6.21 (9.48)	7.35 (6.62)	7.44 (6.39)
C. Inflation: most recent year	2.64 (36.78)	6.93 (15.36)	9.9 (0.5)	9.71 (1.46)	9.94 (-0.3)	9.51 (2.46)	9.76 (1.18)
D. Freedom to own foreign currency bank accounts	0	0	0	0	0	0	0
4. Freedom to Trade Internationally	4.97	6.03	5.61	6.12	5.28	5.93	5.4
A. Tariffs	3.24	6.8	6	6.3	6.27	6.66	6.66
(i) Revenue from trade taxes (% of trade sector)	5.13 (7.3)	6.8 (4.8)			6.24 (5.64)	7.33 (4)	7.33 (4)
(ii) Mean tariff rate	1.34 (43.3)		5.92 (20.4)	6.44 (17.8)	6.46 (17.7)	6.46 (17.7)	6.46 (17.7)
(iii) Standard deviation of tariff rates			6.08 (9.8)	6.16 (9.61)	6.11 (9.74)	6.18 (9.56)	6.18 (9.56)
B. Regulatory trade barriers				7.11	3.7	3.89	3.89
(i) Non-tariff trade barriers					3.83	4.22	4.22
(ii) Compliance cost of importing and exporting				7.11	3.57	3.57	3.57
C. Black-market exchange rates	9.6	9.2	10	10	10	10	10
D. Controls of the movement of capital and people	2.08	2.08	0.83	1.07	1.14	3.16	1.06
(i) Financial openness	4.16	4.16	1.66	1.66	1.66	1.64	1.64
(ii) Capital controls	0	0	0	1.54	1.54	1.54	1.54
(iii) Freedom of foreigners to visit				0	0.22	6.31	0
5. Regulation	5.05	5.83	6.02	7.31	6.85	7.1	7.14
A. Credit market regulations	3	5.43	5.85	7.1	7.78	8.33	8.33
(i) Ownership of banks	0	2	5	5	5	5	5
(ii) Private sector credit		6.3	7.56	7.29	9.33	10	10
(iii) Interest rate controls / negative real interest rates	6	8	5	9	9	10	10
B. Labor market regulations				8.71	7.45	7.33	7.33
(i) Hiring regulations and minimum wage				8.33	8.33	7.23	7.23
(ii) Hiring and firing regulations					3.99	4.35	4.35
(iii) Centralized collective bargaining					5.87	5.86	5.86
(iv) Hours regulations				8	8	8	8
(v) Mandated cost of worker dismissal				8.5	8.5	8.5	8.5
(vi) Conscription	10	10	10	10	10	10	10
C. Business regulations				6.13	5.32	5.63	5.77
(i) Administrative requirements					3.95	3.44	3.44
(ii) Bureaucracy costs				2.88	1.78	3.78	4.22
(iii) Starting a business				7.87	8.21	9.53	9.53
(iv) Impartial public administration	4.51	7.06	7.76	7.76	7.9	7.67	8.05
(v) Licensing restrictions				7.6	5.55	6.43	6.43
(vi) Cost of tax compliance			6.95	4.53	4.53	2.92	2.92

Gambia, The

	1980	1990	2000	2010	2015	2019	2020
	Rating (Rank)	Rating (Rank)	Rating (Rank)	Rating (Rank)	Rating (Rank)	Rating (Rank)	Rating (Rank)
Summary Ratings (Rank)				7.06 (67)	7.22 (65)	7.06 (81)	7.23 (58)
	Rating (Data)	Rating (Data)	Rating (Data)	Rating (Data)	Rating (Data)	Rating (Data)	Rating (Data)
1. Size of Government		5.68		7.00	7.74	7.29	7.24
A. Government consumption				8.71 (10.4)	9.04 (9.25)	9.21 (8.7)	8.92 (9.67)
B. Transfers and subsidies				9.58 (2.04)	9.58 (2.04)	9.58 (2.04)	9.58 (2.04)
C. Government investment		4.78 (33.26)		3.12 (39.07)	5.77 (29.8)	1.17 (45.89)	1.17 (45.89)
D. Top marginal tax rate					8	9	9
(i) Top marginal income tax rate					8 (30)	9 (25)	9 (25)
(ii) Top marginal income and payroll tax rate					8 (30)	9 (25)	9 (25)
E. State ownership of assets	5.6	6.57	6.58	6.58	6.33	7.51	7.51
2. Legal System and Property Rights	5.56	5.99	5.35	4.84	4.69	5.01	5.05
A. Judicial independence	6.95	6.87	3.94	4.3	3.82	6.18	6.14
B. Impartial courts	7.9	6.55	4.77	5.33	4.82	5.86	5.62
C. Protection of property rights			4.35	5.57	4.85	5.05	5.05
D. Military interference in rule of law and politics	3.33	6.67	3.33	3.33	3.54	3.33	3.33
E. Integrity of the legal system	6.19	5.36	6.44	5.06	4.92	5.85	6.45
F. Legal enforcement of contracts			6.5	4.89	5.09	3.76	3.76
G. Regulatory restrictions on sale of real property			9.93	6.22	6.25	6.06	6.06
H. Reliability of police			6.22	6.44	6.55	6.53	6.53
<i>Gender Legal Rights Adjustment</i>	0.82	0.88	0.88	0.88	0.88	0.88	0.88
3. Sound Money				8.11	9.35	9.2	9.29
A. Money growth			0 (66.38)	9.66 (-1.7)	9.55 (2.27)	8.7 (6.5)	8.7 (6.5)
B. Standard deviation of inflation				8.79 (3.04)	9.22 (1.95)	9.54 (1.16)	9.64 (0.9)
C. Inflation: most recent year				8.99 (5.05)	8.64 (6.81)	8.58 (7.12)	8.81 (5.93)
D. Freedom to own foreign currency bank accounts				5	10	10	10
4. Freedom to Trade Internationally				7.79	7.68	6.67	6.68
A. Tariffs				6.47	6.48	7.16	7.16
(i) Revenue from trade taxes (% of trade sector)				5.24 (7.14)	5.24 (7.14)	6.86 (4.71)	6.86 (4.71)
(ii) Mean tariff rate				7.2 (14)	7.18 (14.1)	7.58 (12.1)	7.58 (12.1)
(iii) Standard deviation of tariff rates				6.98 (7.56)	7.01 (7.47)	7.05 (7.38)	7.05 (7.38)
B. Regulatory trade barriers				6.52	5.01	5.13	5.13
(i) Non-tariff trade barriers				6.12	5.5	5.46	5.46
(ii) Compliance cost of importing and exporting				6.92	4.52	4.8	4.8
C. Black-market exchange rates				10	10	8.49	8.54
D. Controls of the movement of capital and people	1.66	4.16	10	8.15	9.23	5.9	5.9
(i) Financial openness	1.66	4.16	10	10	10	10	10
(ii) Capital controls				7.69	7.69	7.69	7.69
(iii) Freedom of foreigners to visit				6.75	10	0	0
5. Regulation				7.56	6.65	7.13	7.89
A. Credit market regulations				8.96	6.33	6.84	9.12
(i) Ownership of banks				10	10	10	10
(ii) Private sector credit		10		7.88	0	2.51	9.35
(iii) Interest rate controls / negative real interest rates				9	9	8	8
B. Labor market regulations				8.1	8.09	7.92	7.92
(i) Hiring regulations and minimum wage				10	10	10	10
(ii) Hiring and firing regulations				5.66	4.92	5.17	5.17
(iii) Centralized collective bargaining				6.92	7.62	6.86	6.86
(iv) Hours regulations				6	6	10	10
(v) Mandated cost of worker dismissal				10	10	5.51	5.51
(vi) Conscription				10	10	10	10
C. Business regulations				5.62	5.53	6.62	6.64
(i) Administrative requirements				5.62	5.59	5.45	5.45
(ii) Bureaucracy costs				3.94	2.22	4	4
(iii) Starting a business				6.97	7.88	9.22	9.22
(iv) Impartial public administration	6.95	6.95	3.17	3.17	2.56	6.61	6.75
(v) Licensing restrictions				8.24	8.57	8.09	8.09
(vi) Cost of tax compliance				5.79	6.35	6.35	6.35

Georgia

	1980	1990	2000	2010	2015	2019	2020
	Rating (Rank)	Rating (Rank)	Rating (Rank)	Rating (Rank)	Rating (Rank)	Rating (Rank)	Rating (Rank)
Summary Ratings (Rank)			6.86 (57)	7.6 (31)	8.16 (10)	8.16 (11)	7.78 (15)
	Rating (Data)	Rating (Data)	Rating (Data)	Rating (Data)	Rating (Data)	Rating (Data)	Rating (Data)
1. Size of Government			8.51	6.89	8.06	7.59	7.29
A. Government consumption			9.4 (8.03)	7.11 (15.83)	7.13 (15.75)	7.18 (15.6)	7.23 (15.42)
B. Transfers and subsidies				6.91 (11.85)	6.88 (11.94)	7.24 (10.63)	6.18 (14.51)
C. Government investment			10 (35.4)	2.13 (42.55)	8.67 (19.67)	5.68 (30.12)	5.68 (30.12)
D. Top marginal tax rate				10	10	10	10
(i) Top marginal income tax rate				10 (20)	10 (20)	10 (20)	10 (20)
(ii) Top marginal income and payroll tax rate				10 (20)	10 (20)	10 (20)	10 (20)
E. State ownership of assets		4.1	6.11	8.3	7.6	7.86	7.38
2. Legal System and Property Rights	3.28	4.57	5.41	6.32	6.69	6.72	6.83
A. Judicial independence	4.81	4.53	3.97	4.64	5.62	5.42	5.5
B. Impartial courts	1.96	2.93	2.9	5.51	6.27	5.91	5.73
C. Protection of property rights			3.57	4.34	5.63	6.25	6.25
D. Military interference in rule of law and politics			10	10			
E. Integrity of the legal system	4.04	4.04	6.15	7.05	5.62	5.63	6.52
F. Legal enforcement of contracts		5.14	6.69	7.37	6.5	6.8	6.8
G. Regulatory restrictions on sale of real property		8.44	8.44	9.93	9.98	9.98	9.98
H. Reliability of police			5.73	6.63	7.19	7.07	7.07
<i>Gender Legal Rights Adjustment</i>	0.82	0.82	0.82	0.82	1	1	1
3. Sound Money				8.57	8.94	9.22	9.06
A. Money growth			4.78 (26.08)	7.71 (11.46)	8.1 (9.52)	8.2 (9.01)	7.78 (11.09)
B. Standard deviation of inflation				7.97 (5.07)	8.46 (3.86)	9.67 (0.83)	9.49 (1.28)
C. Inflation: most recent year				8.58 (7.1)	9.2 (4)	9.03 (4.85)	8.96 (5.2)
D. Freedom to own foreign currency bank accounts				10	10	10	10
4. Freedom to Trade Internationally			7.91	8.25	8.97	9.12	8.28
A. Tariffs			9.23	9.16	9.31	9.45	9.44
(i) Revenue from trade taxes (% of trade sector)			9.23 (1.16)	9.74 (0.39)	9.87 (0.2)	9.91 (0.14)	9.89 (0.16)
(ii) Mean tariff rate				9.74 (1.3)	9.7 (1.5)	9.72 (1.4)	9.72 (1.4)
(iii) Standard deviation of tariff rates				7.99 (5.03)	8.36 (4.1)	8.72 (3.21)	8.71 (3.22)
B. Regulatory trade barriers			7	7.51	8.03	8.04	8.04
(i) Non-tariff trade barriers				6.5	6.65	6.5	6.5
(ii) Compliance cost of importing and exporting			7	8.51	9.4	9.58	9.58
C. Black-market exchange rates				10	10	10	10
D. Controls of the movement of capital and people			7.49	6.33	8.56	8.97	5.64
(i) Financial openness			7.49	3.01	10	10	10
(ii) Capital controls				7.69	6.15	6.92	6.92
(iii) Freedom of foreigners to visit				8.3	9.51	10	0
5. Regulation			5.64	7.95	8.15	8.16	7.43
A. Credit market regulations				8.7	9.82	9.72	7.54
(i) Ownership of banks				10	10	10	10
(ii) Private sector credit			9.26	6.1	9.47	9.16	2.61
(iii) Interest rate controls / negative real interest rates				10	10	10	10
B. Labor market regulations				7.41	6.45	6.63	6.63
(i) Hiring regulations and minimum wage				10	6.67	6.67	6.67
(ii) Hiring and firing regulations				6.74	5.92	5.79	5.79
(iii) Centralized collective bargaining				7.46	7.87	7.08	7.08
(iv) Hours regulations				10	8	8	8
(v) Mandated cost of worker dismissal				9.25	9.25	9.25	9.25
(vi) Conscription				1	1	3	3
C. Business regulations			5.29	7.74	8.18	8.13	8.13
(i) Administrative requirements				5.89	6.34	6.08	6.08
(ii) Bureaucracy costs				7.88	8	8	7.78
(iii) Starting a business			8.88	9.89	9.88	9.95	9.95
(iv) Impartial public administration		2.48	2.03	7.47	7.89	7.26	7.5
(v) Licensing restrictions				9.68	10	9.89	9.89
(vi) Cost of tax compliance			4.98	5.66	6.97	7.58	7.58

Germany

	1980	1990	2000	2010	2015	2019	2020
	Rating (Rank)	Rating (Rank)	Rating (Rank)	Rating (Rank)	Rating (Rank)	Rating (Rank)	Rating (Rank)
Summary Ratings (Rank)	7.71 (6)	7.85 (11)	7.94 (17)	7.84 (18)	8.01 (16)	7.89 (24)	7.65 (25)
	Rating (Data)	Rating (Data)	Rating (Data)	Rating (Data)	Rating (Data)	Rating (Data)	Rating (Data)
1. Size of Government	5.61	6.29	5.83	6.19	6.23	6.00	5.64
A. Government consumption	4.03 (26.3)	4.35 (25.2)	4.55 (24.52)	4.24 (25.57)	3.82 (27)	3.51 (28.05)	2.75 (30.64)
B. Transfers and subsidies	5.34 (17.6)	5.26 (17.9)	2.29 (28.81)	2.59 (27.71)	3.06 (25.95)	2.87 (26.65)	1.83 (30.48)
C. Government investment	8.82 (19.12)	10 (14.28)	10 (10.57)	10 (11.9)	10 (10.6)	10 (11.45)	10 (12.12)
D. Top marginal tax rate	2	4	3	5	5	5	5
(i) Top marginal income tax rate	2 (65)	4 (53)	3 (56)	5 (47)	5 (47)	5 (47)	5 (47)
(ii) Top marginal income and payroll tax rate		4 (53)	3 (56)	5 (47)	5 (47)	5 (47)	5 (47)
E. State ownership of assets	7.85	7.85	9.33	9.13	9.24	8.62	8.62
2. Legal System and Property Rights	8.67	8.26	8.23	8.07	7.95	7.71	7.75
A. Judicial independence	8.3	8.59	8.7	8.53	8.07	7.65	7.62
B. Impartial courts	9.2	8.75	8.95	8.08	8.25	8	7.9
C. Protection of property rights		7.99	6.9	6.74	8.02	7.18	7.18
D. Military interference in rule of law and politics	10	10	10	10	10	10	10
E. Integrity of the legal system	8.89	8.91	8.63	8.08	8.14	8.12	8.59
F. Legal enforcement of contracts	8.25	7.53	7.65	7.44	7.04	7.04	7.04
G. Regulatory restrictions on sale of real property		7.8	7.8	7.53	6.81	6.85	6.85
H. Reliability of police			9.22	8.15	7.24	6.83	6.83
<i>Gender Legal Rights Adjustment</i>	0.94	0.94	0.94	1	1	1	1
3. Sound Money	9.51	9.67	9.55	9.59	9.65	9.41	9.23
A. Money growth		9.68 (1.6)	8.77 (6.13)	8.86 (5.69)	8.85 (5.75)	8.07 (9.64)	7.17 (14.16)
B. Standard deviation of inflation	9.64 (0.89)	9.52 (1.2)	9.71 (0.72)	9.73 (0.67)	9.8 (0.51)	9.86 (0.36)	9.87 (0.33)
C. Inflation: most recent year	8.9 (5.5)	9.46 (2.7)	9.71 (1.47)	9.77 (1.14)	9.95 (0.23)	9.71 (1.45)	9.9 (0.51)
D. Freedom to own foreign currency bank accounts	10	10	10	10	10	10	10
4. Freedom to Trade Internationally	9.32	9.48	9.44	8.19	8.21	8.34	7.98
A. Tariffs	8.95	8.44	9.18	8.34	8.36	8.2	8.03
(i) Revenue from trade taxes (% of trade sector)	9.67 (0.5)	9.67 (0.5)	9.78 (0.33)	9.63 (0.55)	9.1 (1.35)	9.13 (1.3)	8.6 (2.1)
(ii) Mean tariff rate	8.24 (8.8)	8.52 (7.4)	9.52 (2.4)	8.98 (5.1)	8.98 (5.1)	8.98 (5.1)	8.98 (5.1)
(iii) Standard deviation of tariff rates		7.12 (7.2)	8.24 (4.4)	6.41 (8.98)	7 (7.5)	6.49 (8.77)	6.51 (8.72)
B. Regulatory trade barriers			8.98	7.68	7.56	7.87	7.87
(i) Non-tariff trade barriers			8.45	6.21	5.94	6.56	6.56
(ii) Compliance cost of importing and exporting			9.5	9.14	9.18	9.18	9.18
C. Black-market exchange rates	10	10	10	10	10	10	10
D. Controls of the movement of capital and people	9	10	9.62	6.75	6.94	7.27	6.03
(i) Financial openness	10	10	10	10	10	10	10
(ii) Capital controls	8	10	9.23	3.85	3.08	3.08	3.08
(iii) Freedom of foreigners to visit				6.42	7.74	8.74	5
5. Regulation	5.45	5.56	6.62	7.14	8.03	7.99	7.66
A. Credit market regulations	7.61	7.65	8.33	7.93	8.33	8	7.49
(i) Ownership of banks	5	5	5	5	5	5	5
(ii) Private sector credit	7.83	7.94	10	8.78	10	10	8.47
(iii) Interest rate controls / negative real interest rates	10	10	10	10	10	9	9
B. Labor market regulations	3.29	3.48	2.98	5.4	7.18	7.54	7.54
(i) Hiring regulations and minimum wage			4.63	6.67	8.9	8.9	8.9
(ii) Hiring and firing regulations		3.94	1.82	3.01	5.17	6.1	6.1
(iii) Centralized collective bargaining	4.49	4.49	2.32	3.45	4.78	6.01	6.01
(iv) Hours regulations	4.4	4.49	2.51	8	8	8	8
(v) Mandated cost of worker dismissal			3.6	6.26	6.26	6.26	6.26
(vi) Conscription	1	1	3	5	10	10	10
C. Business regulations			8.55	8.08	8.56	8.41	7.93
(i) Administrative requirements			8.18	3.42	5.46	5.69	5.69
(ii) Bureaucracy costs			8.53	8.94	9.56	8.89	6
(iii) Starting a business			8.34	9.47	9.54	9.58	9.58
(iv) Impartial public administration	9.91	9.91	9.91	9.91	9.91	9.91	9.91
(v) Licensing restrictions				9.25	9.35	8.86	8.86
(vi) Cost of tax compliance			7.8	7.52	7.56	7.56	7.56

Ghana

	1980	1990	2000	2010	2015	2019	2020
	Rating (Rank)	Rating (Rank)	Rating (Rank)	Rating (Rank)	Rating (Rank)	Rating (Rank)	Rating (Rank)
Summary Ratings (Rank)	3.06 (110)	4.59 (92)	5.7 (101)	6.93 (78)	6.44 (111)	6.72 (100)	6.49 (110)
	Rating (Data)	Rating (Data)	Rating (Data)	Rating (Data)	Rating (Data)	Rating (Data)	Rating (Data)
1. Size of Government	5.95	4.97	6.22	8.82	8.23	8.52	8.46
A. Government consumption	8.31 (11.74)	8.87 (9.85)	7.12 (15.8)	9.7 (7.02)	8.98 (9.48)	9.25 (8.56)	8.96 (9.52)
B. Transfers and subsidies	9.48 (2.4)	9.43 (2.6)	9.24 (3.3)	9.65 (1.78)	7.69 (8.98)	9.25 (3.27)	9.25 (3.27)
C. Government investment		0 (51.89)	1.43 (45.01)	10 (11.45)	10 (13.52)	10 (8.99)	10 (8.99)
D. Top marginal tax rate	1	1	6	7	7	6	6
(i) Top marginal income tax rate	1 (60)	2 (55)	8 (30)	9 (25)	9 (25)	8 (30)	8 (30)
(ii) Top marginal income and payroll tax rate		0 (62)	4 (41)	5 (37)	5 (37)	4 (41)	4 (41)
E. State ownership of assets	5.01	5.55	7.33	7.75	7.5	8.1	8.1
2. Legal System and Property Rights	3.42	4.15	4.81	5.44	5.56	5.21	5.23
A. Judicial independence	5.93	4.29	5.95	5.99	6.46	6.27	6.07
B. Impartial courts	4.36	4.75	5.08	4.63	4.75	4.58	4.4
C. Protection of property rights			4.4	5	5.53	5.4	5.4
D. Military interference in rule of law and politics	1.67	1.67	5	5	5	5	5
E. Integrity of the legal system	3.54	4.87	4.9	5.34	5.48	5.47	6.04
F. Legal enforcement of contracts		4.91	4.95	3.95	3.72	3.72	3.72
G. Regulatory restrictions on sale of real property		5.95	5.95	9.13	8.74	7.37	7.37
H. Reliability of police			4.65	5.83	6.14	5.09	5.09
<i>Gender Legal Rights Adjustment</i>	0.76	0.88	0.88	0.94	0.94	0.94	0.94
3. Sound Money	1.63	4.52	5.3	7.04	5.66	6.28	6.06
A. Money growth	3.34 (33.31)	4.21 (28.97)	5.4 (23.01)	5.79 (21.05)	6.95 (15.24)	8.27 (8.67)	7.77 (11.13)
B. Standard deviation of inflation	3.17 (17.07)	8 (4.99)	5.85 (10.37)	9.5 (1.24)	9.1 (2.24)	8.3 (4.24)	8.44 (3.89)
C. Inflation: most recent year	0 (51.13)	5.87 (20.66)	4.96 (25.19)	7.86 (10.71)	6.57 (17.15)	8.56 (7.18)	8.02 (9.89)
D. Freedom to own foreign currency bank accounts	0	0	5	5	0	0	0
4. Freedom to Trade Internationally	0	4.33	6.58	6.54	5.99	6.47	5.96
A. Tariffs	0	4.38	6.54	7.15	7.29	7.77	7.77
(i) Revenue from trade taxes (% of trade sector)	0 (17.3)	2.27 (11.6)	6.93 (4.6)	6.86 (4.71)	7.29 (4.07)	8.68 (1.98)	8.68 (1.98)
(ii) Mean tariff rate		6.5 (17.5)	6.96 (15.2)	7.4 (13)	7.42 (12.9)	7.58 (12.1)	7.58 (12.1)
(iii) Standard deviation of tariff rates			5.72 (10.7)	7.19 (7.02)	7.16 (7.1)	7.05 (7.38)	7.05 (7.38)
B. Regulatory trade barriers			8.17	6.64	4.52	4.8	4.8
(i) Non-tariff trade barriers				6.52	5.8	5.63	5.63
(ii) Compliance cost of importing and exporting			8.17	6.76	3.25	3.96	3.96
C. Black-market exchange rates	0	8.6	10	10	10	10	10
D. Controls of the movement of capital and people	0	0	1.6	2.35	2.13	3.31	1.28
(i) Financial openness	0	0	1.66	1.66	0	0	0
(ii) Capital controls	0	0	1.54	3.85	3.85	3.85	3.85
(iii) Freedom of foreigners to visit				1.55	2.54	6.08	0
5. Regulation	4.32	4.97	5.61	6.83	6.79	7.1	6.74
A. Credit market regulations	1.76	3.93	4.93	7.75	7.39	8.35	7.21
(i) Ownership of banks	2	2	5	8	8	8	8
(ii) Private sector credit	3.29	7.79	4.85	5.24	6.77	7.06	3.62
(iii) Interest rate controls / negative real interest rates	0	2		10		10	10
B. Labor market regulations			6.44	6.52	6.64	6.65	6.65
(i) Hiring regulations and minimum wage			10	10	10	10	10
(ii) Hiring and firing regulations			5.5	5.28	5.61	5.61	5.61
(iii) Centralized collective bargaining			5.17	5.83	6.23	6.31	6.31
(iv) Hours regulations			8	8	8	8	8
(v) Mandated cost of worker dismissal			0	0	0	0	0
(vi) Conscription	10	10	10	10	10	10	10
C. Business regulations			5.46	6.23	6.33	6.3	6.36
(i) Administrative requirements				4.32	4.19	4.76	4.76
(ii) Bureaucracy costs				6.52	6	4.89	4.67
(iii) Starting a business			6.49	9.42	9.34	9.45	9.45
(iv) Impartial public administration	3.06	3.01	3.31	3.31	2.86	3.12	3.65
(v) Licensing restrictions				6.35	8.14	8.14	8.14
(vi) Cost of tax compliance			6.59	7.49	7.49	7.47	7.47

Greece

	1980	1990	2000	2010	2015	2019	2020
	Rating (Rank)	Rating (Rank)	Rating (Rank)	Rating (Rank)	Rating (Rank)	Rating (Rank)	Rating (Rank)
Summary Ratings (Rank)	5.72 (36)	6.05 (40)	7.3 (35)	7.12 (63)	6.7 (96)	7.19 (76)	6.81 (85)
	Rating (Data)	Rating (Data)	Rating (Data)	Rating (Data)	Rating (Data)	Rating (Data)	Rating (Data)
1. Size of Government	6.28	6.39	6.17	6.25	4.34	5.41	4.85
A. Government consumption	7.44 (14.69)	6.69 (17.25)	6.57 (17.67)	4.82 (23.6)	5.19 (22.34)	5.21 (22.28)	4.53 (24.59)
B. Transfers and subsidies	8.59 (5.69)	4.55 (20.5)	5.23 (18)	4.05 (22.33)	3.86 (23.05)	4.22 (21.72)	2.69 (27.32)
C. Government investment		10 (14.3)	7.63 (23.28)	8.33 (20.84)	2.76 (40.34)	7.47 (23.85)	6.87 (25.97)
D. Top marginal tax rate	3	4	4	6	2.5	2.5	2.5
(i) Top marginal income tax rate	3 (60)	4 (50)	5 (42.5)	6 (40)	3 (50)	4 (55)	4 (54)
(ii) Top marginal income and payroll tax rate		4 (50)	3 (49.5)	6 (40)	2 (63)	1 (68)	1 (67)
E. State ownership of assets	6.09	6.72	7.42	8.02	7.41	7.67	7.67
2. Legal System and Property Rights	5.1	5.76	5.89	5.92	6.2	5.93	5.98
A. Judicial independence	6.81	6.54	6.89	5.81	6.29	6.18	6.21
B. Impartial courts	5.7	6.18	6.17	5.12	5.33	4.84	4.75
C. Protection of property rights		5.44	4.83	5.77	5.1	5	5
D. Military interference in rule of law and politics	4.72	7.64	8.33	8.33	8.33	8.33	8.33
E. Integrity of the legal system	5.67	5.95	5.81	7.12	6.97	6.95	7.44
F. Legal enforcement of contracts	6	4.81	4.81	4.44	3.31	3.07	3.07
G. Regulatory restrictions on sale of real property		4.98	4.98	5.72	8.04	7.93	7.93
H. Reliability of police			6.69	5.03	6.21	5.12	5.12
<i>Gender Legal Rights Adjustment</i>	0.76	0.94	0.94	1	1	1	1
3. Sound Money	7.12	6.89	9.32	9.67	8.35	9.3	9.06
A. Money growth	7.94 (10.3)	7.05 (14.74)	8.7 (6.52)	9.99 (-0.07)	9.3 (3.51)	7.57 (12.15)	6.78 (16.11)
B. Standard deviation of inflation	9.06 (2.35)	9.05 (2.37)	9.21 (1.97)	9.62 (0.96)	9.43 (1.42)	9.67 (0.81)	9.7 (0.76)
C. Inflation: most recent year	6.46 (17.69)	6.47 (17.67)	9.37 (3.17)	9.06 (4.71)	9.65 (-1.74)	9.95 (0.25)	9.75 (-1.25)
D. Freedom to own foreign currency bank accounts	5	5	10	10	5	10	10
4. Freedom to Trade Internationally	6.16	6.55	8.83	7.99	7.84	8.14	8.17
A. Tariffs	8.05	8.41	9.18	8.34	8.36	8.2	8.03
(i) Revenue from trade taxes (% of trade sector)	7.87 (3.2)	9.6 (0.6)	9.78 (0.33)	9.63 (0.55)	9.1 (1.35)	9.13 (1.3)	8.6 (2.1)
(ii) Mean tariff rate	8.24 (8.8)	8.52 (7.4)	9.52 (2.4)	8.98 (5.1)	8.98 (5.1)	8.98 (5.1)	8.98 (5.1)
(iii) Standard deviation of tariff rates		7.12 (7.2)	8.24 (4.4)	6.41 (8.98)	7 (7.5)	6.49 (8.77)	6.51 (8.72)
B. Regulatory trade barriers			8.56	6.87	7.67	7.84	7.84
(i) Non-tariff trade barriers			7.95	6.82	5.91	6.24	6.24
(ii) Compliance cost of importing and exporting			9.17	6.93	9.42	9.44	9.44
C. Black-market exchange rates	8.6	9.4	10	10	10	10	10
D. Controls of the movement of capital and people	1.83	1.83	7.59	6.75	5.34	6.5	6.8
(i) Financial openness	1.66	1.66	7.49	10	7.49	10	10
(ii) Capital controls	2	2	7.69	3.85	0.77	0.77	5.38
(iii) Freedom of foreigners to visit				6.42	7.74	8.74	5
5. Regulation	3.93	4.66	6.3	5.8	6.78	7.18	6.01
A. Credit market regulations	4.24	5.63	7.67	6	8.57	9.67	6.33
(i) Ownership of banks	2	5	5	8	10	10	10
(ii) Private sector credit	4.73	3.9	7.98	0	5.72	10	0
(iii) Interest rate controls / negative real interest rates	6	8	10	10	10	9	9
B. Labor market regulations	3.61	3.69	4.11	4.52	4.85	5.04	5.04
(i) Hiring regulations and minimum wage			4.07	5.57	5.57	5.57	5.57
(ii) Hiring and firing regulations		4.81	2.33	3.27	3.99	4.6	4.6
(iii) Centralized collective bargaining	4.49	4.49	4.17	3.51	5.05	5.58	5.58
(iv) Hours regulations	6.33	5.45	6.35	4	6	6	6
(v) Mandated cost of worker dismissal			7.78	7.76	5.51	5.51	5.51
(vi) Conscription	0	0	0	3	3	3	3
C. Business regulations			7.11	6.9	6.92	6.82	6.67
(i) Administrative requirements			6.98	2.24	2.33	2.62	2.62
(ii) Bureaucracy costs			6.4	6.52	6	5.56	4.67
(iii) Starting a business			8.05	9.39	9.56	9.86	9.86
(iv) Impartial public administration	6.32	7.07	7.07	7.59	6.91	7.05	7.05
(v) Licensing restrictions				8.16	8.89	7.98	7.98
(vi) Cost of tax compliance			7.04	7.49	7.84	7.84	7.84

Guatemala

	1980	1990	2000	2010	2015	2019	2020
	Rating (Rank)	Rating (Rank)	Rating (Rank)	Rating (Rank)	Rating (Rank)	Rating (Rank)	Rating (Rank)
Summary Ratings (Rank)	6.16 (27)	6.1 (38)	6.88 (55)	7.44 (46)	7.79 (31)	7.78 (33)	7.59 (31)
	Rating (Data)	Rating (Data)	Rating (Data)	Rating (Data)	Rating (Data)	Rating (Data)	Rating (Data)
1. Size of Government	8.02	8.62	8.67	8.13	9.23	9.23	9.19
A. Government consumption	9.07 (9.16)	9.62 (7.3)	9.66 (7.14)	8.61 (10.73)	8.35 (11.62)	8.37 (11.54)	8.19 (12.14)
B. Transfers and subsidies	9.81 (1.2)	9.65 (1.8)	9.47 (2.46)	9.01 (4.12)	8.98 (4.25)	8.96 (4.33)	8.96 (4.33)
C. Government investment	3.93 (36.24)	8.55 (20.09)	7.93 (22.25)	8.23 (21.21)	10 (9.97)	10 (13.27)	10 (9.73)
D. Top marginal tax rate	8	6	7	5.5	9.5	9.5	9.5
(i) Top marginal income tax rate	8 (40)	7 (34)	7 (31)	7 (31)	10 (7)	10 (7)	10 (7)
(ii) Top marginal income and payroll tax rate		5 (37)	7 (34)	4 (42)	9 (21)	9 (21)	9 (21)
E. State ownership of assets	9.31	9.31	9.31	9.31	9.31	9.31	9.31
2. Legal System and Property Rights	2.47	3.5	3.91	4.59	4.92	4.87	4.93
A. Judicial independence	5.29	5.88	4.37	4.75	5.29	5.13	5.12
B. Impartial courts	3.8	3.9	3.55	3.91	4.25	3.93	3.66
C. Protection of property rights		2.18	2.62	4.64	5.54	5.31	5.31
D. Military interference in rule of law and politics	0.97	3.33	4.31	6.67	6.67	6.67	6.67
E. Integrity of the legal system	1.52	2.47	3.45	3.08	4.21	3.99	4.78
F. Legal enforcement of contracts		3.39	3.39	3.39	3.39	3.39	3.39
G. Regulatory restrictions on sale of real property		7.61	7.61	9.27	8.33	8.36	8.36
H. Reliability of police			2.94	2.14	2.89	3.32	3.32
<i>Gender Legal Rights Adjustment</i>	0.71	0.71	0.94	0.94	0.94	0.94	0.94
3. Sound Money	8.90	6.94	7.73	9.33	9.58	9.62	9.49
A. Money growth	9.04 (4.82)	7.56 (12.2)	7.83 (10.87)	9 (5)	9.21 (3.93)	9.36 (3.2)	8.8 (5.99)
B. Standard deviation of inflation	8.56 (3.61)	3.94 (15.15)	9.28 (1.79)	9.11 (2.23)	9.57 (1.07)	9.86 (0.35)	9.8 (0.5)
C. Inflation: most recent year	8 (10)	6.24 (18.78)	8.8 (5.98)	9.23 (3.86)	9.52 (2.39)	9.26 (3.7)	9.36 (3.21)
D. Freedom to own foreign currency bank accounts	10	10	5	10	10	10	10
4. Freedom to Trade Internationally	5.31	6.23	7.86	8.5	8.5	8.29	7.56
A. Tariffs	3.4	4.33	7.93	8.54	8.58	8.55	8.57
(i) Revenue from trade taxes (% of trade sector)	6.8 (4.8)	7.6 (3.6)	8.36 (2.46)	9.17 (1.25)	9.35 (0.97)	9.25 (1.12)	9.31 (1.03)
(ii) Mean tariff rate	0 (50)	5.4 (23)	8.56 (7.2)	8.88 (5.6)	8.88 (5.6)	8.88 (5.6)	8.88 (5.6)
(iii) Standard deviation of tariff rates		0 (26.7)	6.88 (7.8)	7.58 (6.05)	7.51 (6.22)	7.51 (6.22)	7.51 (6.22)
B. Regulatory trade barriers			6.07	6.65	6.34	6.04	6.04
(i) Non-tariff trade barriers			4.13	5.62	6.05	5.46	5.46
(ii) Compliance cost of importing and exporting			8	7.68	6.62	6.62	6.62
C. Black-market exchange rates	8	10	10	10	10	10	10
D. Controls of the movement of capital and people	4.53	4.35	7.43	8.81	9.07	8.59	5.64
(i) Financial openness	4.06	3.71	7.17	10	10	10	10
(ii) Capital controls	5	5	7.69	8.46	8.46	6.92	6.92
(iii) Freedom of foreigners to visit				7.97	8.74	8.85	0
5. Regulation	6.09	5.19	6.21	6.65	6.72	6.9	6.76
A. Credit market regulations	8.53	8.07	8.52	9.12	9.59	9.56	9.11
(i) Ownership of banks	8	8	8	10	10	10	10
(ii) Private sector credit	9.58	8.22	8.56	7.35	8.76	8.67	7.34
(iii) Interest rate controls / negative real interest rates	8	8	9	10	10	10	10
B. Labor market regulations			4.29	4.68	4.06	5.04	5.04
(i) Hiring regulations and minimum wage			4.62	5.57	3.33	3.33	3.33
(ii) Hiring and firing regulations			5.25	5.18	5.22	4.71	4.71
(iii) Centralized collective bargaining			6.22	7.06	7.5	6.9	6.9
(iv) Hours regulations			6	6	4	4	4
(v) Mandated cost of worker dismissal			0.64	1.27	1.27	1.27	1.27
(vi) Conscription	10	0	3	3	3	10	10
C. Business regulations			5.83	6.15	6.52	6.12	6.12
(i) Administrative requirements			6.1	4.33	4.05	3.37	3.37
(ii) Bureaucracy costs			4.53	6.52	6	5.33	5.33
(iii) Starting a business			7.99	8.19	9.07	9.34	9.34
(iv) Impartial public administration	0.38	2.78	4.39	4.49	4.53	4.24	4.24
(v) Licensing restrictions				7.25	8.33	7.22	7.22
(vi) Cost of tax compliance			6.14	6.14	7.13	7.22	7.22

Guinea

	1980	1990	2000	2010	2015	2019	2020
	Rating (Rank)	Rating (Rank)	Rating (Rank)	Rating (Rank)	Rating (Rank)	Rating (Rank)	Rating (Rank)
Summary Ratings (Rank)					5.26 (150)	5.94 (136)	5.84 (141)
	Rating (Data)	Rating (Data)	Rating (Data)	Rating (Data)	Rating (Data)	Rating (Data)	Rating (Data)
1. Size of Government		3.01	6.61	4.84	4.11	6.06	5.96
A. Government consumption				7.77 (13.58)	6.32 (18.52)	6.6 (17.55)	6.21 (18.89)
B. Transfers and subsidies							
C. Government investment		0 (57.56)	6.93 (25.76)	0 (76.24)	0 (85.31)	8.27 (21.06)	8.27 (21.06)
D. Top marginal tax rate					4	3.5	3.5
(i) Top marginal income tax rate					5 (40)	5 (40)	5 (40)
(ii) Top marginal income and payroll tax rate					3 (48)	2 (52)	2 (52)
E. State ownership of assets	2.89	6.02	6.3	6.74	6.12	5.86	5.86
2. Legal System and Property Rights	2.4	2.63	2.76	2.89	3.09	3.94	3.99
A. Judicial independence	2.83	3.34	3.59	3.19	3.59	4.33	4.34
B. Impartial courts	3.48	2.57	2.57	2.48	2.91	3.55	3.56
C. Protection of property rights			3.05	2.88	3.2	3.99	3.99
D. Military interference in rule of law and politics	1.67	3.19	3.33	1.04	0.83	0.83	0.83
E. Integrity of the legal system	4.12	4.13	4.34	4.15	4.29	3.6	3.96
F. Legal enforcement of contracts			3.48	5.65	5.39	5.39	5.39
G. Regulatory restrictions on sale of real property			4.01	6.34	6.37	7.59	7.59
H. Reliability of police				3.39	3.39	5.3	5.3
<i>Gender Legal Rights Adjustment</i>	0.59	0.59	0.59	0.59	0.65	0.82	0.82
3. Sound Money					7.58	7.3	7.11
A. Money growth			8.38 (8.08)	6.11 (19.44)	9.19 (4.05)	8.32 (8.42)	8 (10.02)
B. Standard deviation of inflation					7.77 (5.57)	7.78 (5.54)	7.58 (6.06)
C. Inflation: most recent year					8.37 (8.15)	8.11 (9.47)	7.88 (10.6)
D. Freedom to own foreign currency bank accounts					5	5	5
4. Freedom to Trade Internationally					4.77	5.53	5.31
A. Tariffs					8.05	7.96	7.96
(i) Revenue from trade taxes (% of trade sector)					9.33 (1.01)	9.26 (1.11)	9.26 (1.11)
(ii) Mean tariff rate					7.62 (11.9)	7.58 (12.1)	7.58 (12.1)
(iii) Standard deviation of tariff rates					7.19 (7.02)	7.05 (7.38)	7.05 (7.38)
B. Regulatory trade barriers					3.39	3	3
(i) Non-tariff trade barriers					5.05	4.08	4.08
(ii) Compliance cost of importing and exporting					1.73	1.91	1.91
C. Black-market exchange rates					6.58	10	10
D. Controls of the movement of capital and people	1.66	1.66	1.66	0	1.05	1.16	0.28
(i) Financial openness	1.66	1.66	1.66	0	0	0	0
(ii) Capital controls					0.83	0.83	0.83
(iii) Freedom of foreigners to visit					2.32	2.66	0
5. Regulation					6.76	6.87	6.85
A. Credit market regulations					10	9.46	9.4
(i) Ownership of banks							
(ii) Private sector credit			8.45		10	8.91	8.79
(iii) Interest rate controls / negative real interest rates						10	10
B. Labor market regulations					4.79	5.59	5.59
(i) Hiring regulations and minimum wage					3.33	5.57	5.57
(ii) Hiring and firing regulations					4.04	4.53	4.53
(iii) Centralized collective bargaining					7.24	6.32	6.32
(iv) Hours regulations					6	6	6
(v) Mandated cost of worker dismissal					8.13	8.13	8.13
(vi) Conscription					0	3	3
C. Business regulations					5.49	5.56	5.56
(i) Administrative requirements					4.17	4.42	4.42
(ii) Bureaucracy costs				2.42	2.22	3.33	3.33
(iii) Starting a business					8.88	9.15	9.15
(iv) Impartial public administration	2.7	3.04	3.72	3.69	4.49	2.51	2.51
(v) Licensing restrictions					8.09	8.44	8.44
(vi) Cost of tax compliance					5.07	5.52	5.52

Guinea-Bissau

	1980	1990	2000	2010	2015	2019	2020
	Rating (Rank)	Rating (Rank)	Rating (Rank)	Rating (Rank)	Rating (Rank)	Rating (Rank)	Rating (Rank)
Summary Ratings (Rank)		3.09 (113)	4.59 (122)	5.05 (149)	5.07 (154)	5.7 (148)	5.64 (149)
	Rating (Data)	Rating (Data)	Rating (Data)	Rating (Data)	Rating (Data)	Rating (Data)	Rating (Data)
1. Size of Government	0.54	5.12	5.35	5.41	5.55	7.91	6.86
A. Government consumption		8.65 (10.59)	9.11 (9.02)	9.29 (8.4)	8.32 (11.72)	7.16 (15.65)	6.81 (16.83)
B. Transfers and subsidies						9.51 (2.29)	9.51 (2.29)
C. Government investment	0 (90.41)	0 (71.94)	0 (51.51)	0 (79.89)	0 (84.59)	7.91 (22.33)	2.97 (39.6)
D. Top marginal tax rate					8.5	9	9
(i) Top marginal income tax rate					10 (12)	10 (12)	10 (12)
(ii) Top marginal income and payroll tax rate					7 (35)	8 (30)	8 (30)
E. State ownership of assets	1.08	6.7	6.94	6.94	5.39	5.98	5.98
2. Legal System and Property Rights	2.34	2.38	2.18	1.72	2.39	2.77	2.83
A. Judicial independence	3.98	3.96	3.82	2.99	3.69	3.87	4.05
B. Impartial courts	3.41	3.92	3.4	3.19	3.41	3.04	2.99
C. Protection of property rights			4.12	1.84	1.52	1.52	1.52
D. Military interference in rule of law and politics	3.33	3.33	1.53	1.11	3.26	4.17	4.17
E. Integrity of the legal system	2.52	2.27	2.94	4.33	4.54	4.29	4.68
F. Legal enforcement of contracts			3.48	3.48	3.48	3.3	3.3
G. Regulatory restrictions on sale of real property			1.67	2.55	7.23	7.32	7.32
H. Reliability of police			3.78	0	0		
<i>Gender Legal Rights Adjustment</i>	0.41	0.41	0.41	0.41	0.41	0.41	0.41
3. Sound Money	5.43	0.88	3.86	6.19	6.3	6.92	6.9
A. Money growth		0 (107.91)	4.06 (29.69)	7.09 (14.54)	7.68 (11.61)	9.79 (1.03)	9.64 (1.8)
B. Standard deviation of inflation	8.61 (3.48)	0 (28.57)	3.1 (17.24)	8.16 (4.6)	7.81 (5.48)	7.94 (5.16)	8.27 (4.33)
C. Inflation: most recent year	7.67 (11.63)	3.54 (32.31)	8.27 (8.64)	9.5 (2.52)	9.72 (1.4)	9.95 (0.25)	9.7 (1.5)
D. Freedom to own foreign currency bank accounts	0	0	0	0	0	0	0
4. Freedom to Trade Internationally			6.24	6.28	6.1	5.85	5.73
A. Tariffs			7.6	7.45	7.45	7.09	7.09
(i) Revenue from trade taxes (% of trade sector)						6.65 (5.03)	6.65 (5.03)
(ii) Mean tariff rate			7.6 (12)	7.62 (11.9)	7.62 (11.9)	7.58 (12.1)	7.58 (12.1)
(iii) Standard deviation of tariff rates				7.29 (6.78)	7.29 (6.78)	7.05 (7.38)	7.05 (7.38)
B. Regulatory trade barriers				6.86	5.62	2.16	5.04
(i) Non-tariff trade barriers						0	5.76
(ii) Compliance cost of importing and exporting				6.86	5.62	4.33	4.33
C. Black-market exchange rates		8.2	10	10	10	10	10
D. Controls of the movement of capital and people	0	3.33	1.13	0.81	1.33	4.14	0.8
(i) Financial openness		1.66	2.26	1.66	1.66	1.64	1.64
(ii) Capital controls	0	5	0	0.77	0.77	0.77	0.77
(iii) Freedom of foreigners to visit				0	1.55	10	0
5. Regulation		3.98	5.32	5.66	4.99	5.02	5.89
A. Credit market regulations		3.87	7.33	7.5	5.17	7.21	7.21
(i) Ownership of banks			2	10	8	10	10
(ii) Private sector credit		7.75	10	7.49	5.51	6.64	6.64
(iii) Interest rate controls / negative real interest rates		0	10	5	2	5	5
B. Labor market regulations				3.46	3.46	2.81	4.82
(i) Hiring regulations and minimum wage				3.33	3.33	3.33	3.33
(ii) Hiring and firing regulations						0	4.98
(iii) Centralized collective bargaining						0	7.08
(iv) Hours regulations				8	8	8	8
(v) Mandated cost of worker dismissal				2.52	2.52	2.52	2.52
(vi) Conscription		0	0	0	0	3	3
C. Business regulations				6.03	6.35	5.05	5.64
(i) Administrative requirements						0	3.22
(ii) Bureaucracy costs				5	3.11	2.89	2.89
(iii) Starting a business				7.88	8.37	8.78	8.78
(iv) Impartial public administration	4.19	4.19	4.23	3.32	3.58	2.52	2.88
(v) Licensing restrictions				6.28	9	8.54	8.54
(vi) Cost of tax compliance			7.67	7.67	7.67	7.56	7.56

Guyana

	1980	1990	2000	2010	2015	2019	2020
Summary Ratings (Rank)	Rating (Rank) 4.67 (77)	Rating (Rank) 4.6 (91)	Rating (Rank) 6.57 (68)	Rating (Rank) 6.52 (100)	Rating (Rank) 6.8 (88)	Rating (Rank) 5.81 (144)	Rating (Rank) 5.82 (142)
	Rating (Data)	Rating (Data)	Rating (Data)	Rating (Data)	Rating (Data)	Rating (Data)	Rating (Data)
1. Size of Government	3.37	4.35	4.61	4.77	7.14	3.95	3.96
A. Government consumption	2.82 (30.41)	7.11 (15.83)	5.54 (21.15)	7.25 (15.35)	6.62 (17.5)	5.48 (21.37)	5.51 (21.26)
B. Transfers and subsidies							
C. Government investment		0.59 (47.94)	0 (58.07)	0 (51.85)	9.65 (16.24)	0 (53.55)	0 (53.55)
D. Top marginal tax rate		3	6	5.5	6	4	4
(i) Top marginal income tax rate		3 (50)	7 (33)	7 (33)	8 (30)	5 (40)	5 (40)
(ii) Top marginal income and payroll tax rate		3 (50)	5 (39.2)	4 (41)	4 (41)	3 (50)	3 (50)
E. State ownership of assets	3.92	6.69	6.88	6.31	6.31	6.31	6.31
2. Legal System and Property Rights	6.43	5.79	5.02	4.86	4.86	5.33	5.36
A. Judicial independence	6.13	6.19	5.04	5.54	5.69	5.73	5.6
B. Impartial courts	7.99	5.88	3.97	4.62	4.93	5.28	5.06
C. Protection of property rights			2.72	4.38	4.43	4.43	4.43
D. Military interference in rule of law and politics	10	10	10	6.67	6.67	6.67	6.67
E. Integrity of the legal system	3.22	3.22	5.77	3.53	3.77	3.97	4.56
F. Legal enforcement of contracts		4.55	4.55	4.55	4.55	4.45	4.45
G. Regulatory restrictions on sale of real property			7.88	7.07	7.07	7.62	7.62
H. Reliability of police			1.47	3.69	2.99	5.8	5.8
<i>Gender Legal Rights Adjustment</i>	0.88	0.94	0.94	0.94	0.94	0.94	0.94
3. Sound Money	5.66	2.32	7.89	7.95	8.24	8.3	7.32
A. Money growth	7.91 (10.43)	2.39 (38.07)	9.32 (3.4)	8.41 (7.97)	9.78 (1.12)	9.75 (1.25)	9.93 (-0.34)
B. Standard deviation of inflation	7.07 (7.32)	0 (53.12)	8.47 (3.83)	8.81 (2.97)	8.37 (4.08)	8.89 (2.79)	4.56 (13.59)
C. Inflation: most recent year	7.64 (11.78)	6.9 (15.51)	8.77 (6.15)	9.58 (2.09)	9.81 (-0.96)	9.58 (2.09)	9.8 (0.99)
D. Freedom to own foreign currency bank accounts	0	0	5	5	5	5	5
4. Freedom to Trade Internationally	3.21		8.02	7.4	6.77	5.76	5.85
A. Tariffs	8.8		6.6	6.47	6.47	6.23	6.23
(i) Revenue from trade taxes (% of trade sector)	8.8 (1.8)						
(ii) Mean tariff rate			6.6 (17)	7.82 (10.9)	7.82 (10.9)	7.66 (11.7)	7.66 (11.7)
(iii) Standard deviation of tariff rates				5.12 (12.21)	5.12 (12.21)	4.81 (12.99)	4.81 (12.99)
B. Regulatory trade barriers				6.35	3.84	0.72	3
(i) Non-tariff trade barriers				5.49	6.23	0	4.54
(ii) Compliance cost of importing and exporting				7.2	1.45	1.45	1.45
C. Black-market exchange rates	0	8.2	9	10	10	10	10
D. Controls of the movement of capital and people	0.83	2.5	8.46	6.77	6.79	6.1	4.18
(i) Financial openness	1.66	0	10	10	10	7.17	7.17
(ii) Capital controls	0	5	6.92	6.67	5.83	5.38	5.38
(iii) Freedom of foreigners to visit				3.65	4.54	5.75	0
5. Regulation		5.94	7.32	7.63	6.96	5.69	6.6
A. Credit market regulations	3.02	4.61	8.21	8.43	6.33	6.33	6.33
(i) Ownership of banks				10	10	10	10
(ii) Private sector credit	3.02	4.61	7.42	6.29	0	0	0
(iii) Interest rate controls / negative real interest rates			9	9	9	9	9
B. Labor market regulations				8.13	7.88	5.05	7.11
(i) Hiring regulations and minimum wage				10	8.9	8.9	8.9
(ii) Hiring and firing regulations				6.31	5.86	0	4.82
(iii) Centralized collective bargaining				6.79	6.86	0	7.51
(iv) Hours regulations				10	10	4	4
(v) Mandated cost of worker dismissal				5.68	5.68	7.41	7.41
(vi) Conscription		10	10	10	10	10	10
C. Business regulations			6.44	6.33	6.66	5.68	6.36
(i) Administrative requirements				4.29	3.99	0	4.18
(ii) Bureaucracy costs				5.45	4.44	4	4
(iii) Starting a business			7.35	9.01	9.31	9.32	9.32
(iv) Impartial public administration	4.98	6.05	5.19	4.45	7.23	6.08	6
(v) Licensing restrictions				7.71	7.85	7.52	7.52
(vi) Cost of tax compliance			6.77	7.05	7.13	7.13	7.13

Haiti

	1980	1990	2000	2010	2015	2019	2020
	Rating (Rank)	Rating (Rank)	Rating (Rank)	Rating (Rank)	Rating (Rank)	Rating (Rank)	Rating (Rank)
Summary Ratings (Rank)	5.25 (56)	5.46 (61)	6.85 (58)	6.41 (107)	6.75 (92)	6.68 (102)	6.57 (96)
	Rating (Data)	Rating (Data)	Rating (Data)	Rating (Data)	Rating (Data)	Rating (Data)	Rating (Data)
1. Size of Government	7.41	8.27	8.21	7.25	8.07	9.11	8.59
A. Government consumption	8.54 (10.96)	9.54 (7.58)	5.1 (22.65)	9.95 (6.16)	9.59 (7.38)	9.73 (6.93)	9.71 (7)
B. Transfers and subsidies			9.92 (0.81)	9.92 (0.81)	9.92 (0.81)	9.92 (0.81)	9.92 (0.81)
C. Government investment			10 (13.39)	0.81 (47.16)	4.68 (33.61)	10 (14.51)	8.9 (18.85)
D. Top marginal tax rate		9		8	8	7.5	6
(i) Top marginal income tax rate		9 (30)		8 (30)	8 (30)	8 (30)	8 (30)
(ii) Top marginal income and payroll tax rate						7 (31)	4 (42)
E. State ownership of assets	6.27	6.27	7.82	7.56	8.16	8.43	8.43
2. Legal System and Property Rights	2.09	3.22	3.07	2.38	2.56	2.41	2.41
A. Judicial independence	2.8	4.21	3.59	3.68	4.27	3.58	3.78
B. Impartial courts	3.67	3.25	2.47	2.86	3.02	3.22	2.92
C. Protection of property rights			1.98	2.5	2.83	2.68	2.68
D. Military interference in rule of law and politics	3.33	4.72	5	0	0	0	0
E. Integrity of the legal system	1.58	2.19	3.05	2.45	2.43	2.62	2.74
F. Legal enforcement of contracts		4.05	4.05	3.88	3.88	3.88	3.88
G. Regulatory restrictions on sale of real property		2.76	2.76	2.83	2.7	2.76	2.76
H. Reliability of police			4.02	2.64	3.36	2.39	2.39
<i>Gender Legal Rights Adjustment</i>	0.47	0.82	0.82	0.82	0.82	0.82	0.82
3. Sound Money	7.58	8.35	8.14	8.29	7.79	6.95	6.86
A. Money growth	7.93 (10.34)	8.5 (7.5)	6.93 (15.37)	7.54 (12.32)	8.57 (7.13)	8 (9.98)	8.41 (7.93)
B. Standard deviation of inflation	6.67 (8.33)	7 (7.5)	8.38 (4.06)	6.78 (8.05)	9.41 (1.48)	8.55 (3.64)	8.6 (3.51)
C. Inflation: most recent year	5.72 (21.39)	7.92 (10.41)	7.26 (13.71)	8.86 (5.7)	8.2 (9.02)	6.26 (18.7)	5.44 (22.8)
D. Freedom to own foreign currency bank accounts	10	10	10	10	5	5	5
4. Freedom to Trade Internationally	3.31	2.26	6.92	7.4	8.3	7.8	8.11
A. Tariffs	3.93	5.53	8	8.4	8.36	7.01	8.22
(i) Revenue from trade taxes (% of trade sector)	3.4 (9.9)	5.53 (6.7)					
(ii) Mean tariff rate	4.46 (27.7)		8 (10)	9.06 (4.7)	9.04 (4.8)	8.24 (8.8)	9.02 (4.9)
(iii) Standard deviation of tariff rates				7.74 (5.64)	7.68 (5.81)	5.78 (10.56)	7.41 (6.47)
B. Regulatory trade barriers			5.17	4.81	6.14	5.49	5.49
(i) Non-tariff trade barriers				4.15	5.01	3.71	3.71
(ii) Compliance cost of importing and exporting			5.17	5.46	7.26	7.27	7.27
C. Black-market exchange rates	6	0	10	10	10	10	10
D. Controls of the movement of capital and people	0	1.25	4.5	6.41	8.72	8.72	8.72
(i) Financial openness		2.51	6.99	10	10	10	10
(ii) Capital controls	0	0	2	9.23	6.15	6.15	6.15
(iii) Freedom of foreigners to visit				0	10	10	10
5. Regulation	5.87	5.21	7.92	6.74	7	7.11	6.89
A. Credit market regulations	10	4.97	9.44	8.17	8.16	8.71	8.05
(i) Ownership of banks					8	8	8
(ii) Private sector credit	10	9.94	9.88	8.33	7.48	9.14	9.14
(iii) Interest rate controls / negative real interest rates		0	9	8	9	9	7
B. Labor market regulations			8.25	8.2	8.1	8.04	8.04
(i) Hiring regulations and minimum wage			8.9	6.67	6.67	6.67	6.67
(ii) Hiring and firing regulations			6.17	5.09	5.06	4.65	4.65
(iii) Centralized collective bargaining			8	7.46	6.88	6.94	6.94
(iv) Hours regulations			8	10	10	10	10
(v) Mandated cost of worker dismissal			8.42	10	10	10	10
(vi) Conscription	10	10	10	10	10	10	10
C. Business regulations			6.06	3.86	4.75	4.57	4.57
(i) Administrative requirements				2.7	3.48	2.32	2.32
(ii) Bureaucracy costs				2.27	0	0.67	0.67
(iii) Starting a business			3.18	3.29	4.54	4.97	4.97
(iv) Impartial public administration	0.26	1.82	6.79	3.33	2.96	2.21	2.21
(v) Licensing restrictions				3.62	9.59	9.3	9.3
(vi) Cost of tax compliance			8.21	7.94	7.94	7.94	7.94

Honduras

	1980	1990	2000	2010	2015	2019	2020
	Rating (Rank)	Rating (Rank)	Rating (Rank)	Rating (Rank)	Rating (Rank)	Rating (Rank)	Rating (Rank)
Summary Ratings (Rank)	5.42 (49)	5.71 (52)	6.73 (63)	7.26 (55)	7.29 (61)	7.24 (70)	7.04 (70)
	Rating (Data)	Rating (Data)	Rating (Data)	Rating (Data)	Rating (Data)	Rating (Data)	Rating (Data)
1. Size of Government	5.28	6.4	8.24	8.61	8.92	8.95	8.87
A. Government consumption	7.28 (15.25)	7 (16.21)	7.43 (14.75)	6.34 (18.44)	7.14 (15.73)	7.61 (14.13)	7.2 (15.51)
B. Transfers and subsidies		9.54 (2.2)	9.05 (4)	10 (0.3)	10 (0.45)	10 (0.17)	10 (0.17)
C. Government investment	0 (72.24)	4.37 (34.72)	8.2 (21.31)	9.88 (15.41)	10 (10.75)	9.66 (16.19)	9.66 (16.19)
D. Top marginal tax rate	8	5	9	8.5	9	9	9
(i) Top marginal income tax rate	8 (40)	5 (46)	9 (25)	9 (25)	9 (27)	9 (27)	9 (27)
(ii) Top marginal income and payroll tax rate		5 (46)	9 (25)	8 (28)	9 (30)	9 (27)	9 (27)
E. State ownership of assets	5.83	6.11	7.51	8.31	8.48	8.48	8.48
2. Legal System and Property Rights	2.97	3.34	3.69	4.23	4.23	4.15	4.23
A. Judicial independence	4.48	4.69	3.8	4.88	4.78	4.57	4.66
B. Impartial courts	3.96	3.89	3.26	4.03	4.18	3.8	3.57
C. Protection of property rights		2.3	3.63	4.44	4.46	4.43	4.43
D. Military interference in rule of law and politics	1.67	1.67	5	5.83	4.17	4.17	4.17
E. Integrity of the legal system	2.92	3.49	3.59	3.04	3.02	3.54	4.29
F. Legal enforcement of contracts		2.86	2.86	2.86	2.86	2.64	2.64
G. Regulatory restrictions on sale of real property		6.76	6.76	7.69	7.71	7.59	7.59
H. Reliability of police			3.44	4.34	3.65	3.51	3.51
<i>Gender Legal Rights Adjustment</i>	0.82	0.82	0.82	0.82	0.94	0.94	0.94
3. Sound Money	8.7	8.49	7.86	9.4	9.33	9.31	9.31
A. Money growth	8.66 (6.72)	7.69 (11.57)	6.23 (18.84)	9.39 (3.05)	9.11 (4.44)	8.76 (6.22)	8.39 (8.03)
B. Standard deviation of inflation	8.81 (2.97)	7.34 (6.64)	7.42 (6.44)	9.15 (2.12)	8.83 (2.93)	9.35 (1.62)	9.54 (1.14)
C. Inflation: most recent year	7.35 (13.27)	8.95 (5.25)	7.79 (11.06)	9.06 (4.7)	9.37 (3.16)	9.13 (4.37)	9.31 (3.47)
D. Freedom to own foreign currency bank accounts	10	10	10	10	10	10	10
4. Freedom to Trade Internationally	4.32	5.33	6.99	7.16	6.99	6.84	6.07
A. Tariffs	3.67	6	7.83	8.44	8.41	8.46	8.33
(i) Revenue from trade taxes (% of trade sector)	5.53 (6.7)		8.07 (2.9)	9.39 (0.92)	9.53 (0.71)	9.48 (0.78)	9.48 (0.78)
(ii) Mean tariff rate	1.8 (41)	6 (20)	8.42 (7.9)	8.9 (5.5)	8.86 (5.7)	8.86 (5.7)	8.84 (5.8)
(iii) Standard deviation of tariff rates			7 (7.5)	7.04 (7.39)	6.85 (7.87)	7.04 (7.41)	6.66 (8.35)
B. Regulatory trade barriers			5.76	6.34	5.36	4.64	4.64
(i) Non-tariff trade barriers			3.35	5.39	6.17	5.19	5.19
(ii) Compliance cost of importing and exporting			8.17	7.28	4.54	4.1	4.1
C. Black-market exchange rates	6	10	10	10	10	10	10
D. Controls of the movement of capital and people	3.28	0	4.39	3.87	4.2	4.27	1.32
(i) Financial openness	6.57	0	4.16	1.66	1.66	1.64	1.64
(ii) Capital controls	0	0	4.61	2.31	2.31	2.31	2.31
(iii) Freedom of foreigners to visit				7.63	8.63	8.85	0
5. Regulation	5.84	4.99	6.87	6.89	7	6.94	6.74
A. Credit market regulations	6.1	7.77	9.43	9.1	9.42	9.67	8.97
(i) Ownership of banks				10	10	10	10
(ii) Private sector credit	8.2	7.54	9.86	8.3	9.25	10	7.9
(iii) Interest rate controls / negative real interest rates	4	8	9	9	9	9	9
B. Labor market regulations			5.67	5.07	5.18	5.14	5.14
(i) Hiring regulations and minimum wage			2.72	0	0	0	0
(ii) Hiring and firing regulations			4.5	4.14	4.34	4.56	4.56
(iii) Centralized collective bargaining			5.67	5.77	6.24	5.74	5.74
(iv) Hours regulations			8	8	8	8	8
(v) Mandated cost of worker dismissal			3.14	2.52	2.52	2.52	2.52
(vi) Conscription	10	0	10	10	10	10	10
C. Business regulations			5.5	6.51	6.39	6.02	6.1
(i) Administrative requirements			5.8	4.1	3.72	2.97	2.97
(ii) Bureaucracy costs			4.88	5	3.78	4.22	4.22
(iii) Starting a business			7.13	9.01	9.15	8.36	8.36
(iv) Impartial public administration	4.57	4.44	4.44	4.63	4.73	4.13	4.6
(v) Licensing restrictions				8.83	9.46	8.75	8.75
(vi) Cost of tax compliance			5.25	7.49	7.49	7.72	7.72

Hong Kong SAR, China

	1980	1990	2000	2010	2015	2019	2020
	Rating (Rank)	Rating (Rank)	Rating (Rank)	Rating (Rank)	Rating (Rank)	Rating (Rank)	Rating (Rank)
Summary Ratings (Rank)	8.76 (1)	9.11 (1)	8.81 (2)	9.1 (1)	8.97 (1)	8.87 (1)	8.59 (1)
	Rating (Data)	Rating (Data)	Rating (Data)	Rating (Data)	Rating (Data)	Rating (Data)	Rating (Data)
1. Size of Government	9.51	9.16	8.93	8.97	8.6	8.39	8.24
A. Government consumption	9.02 (9.34)	8.36 (11.58)	7.58 (14.22)	8.06 (12.61)	8.03 (12.71)	7.77 (13.57)	7.05 (16.04)
B. Transfers and subsidies	9.97 (0.6)	9.89 (0.9)	9.84 (1.1)	9.48 (2.42)	9.33 (2.95)	9.14 (3.67)	9.14 (3.67)
C. Government investment	10 (14.88)	10 (12.93)	9.02 (18.42)	9.48 (16.81)	7.99 (22.02)	7.36 (24.25)	7.36 (24.25)
D. Top marginal tax rate	10	9	10	10	10	10	10
(i) Top marginal income tax rate	10 (15)	9 (25)	10 (17)	10 (17)	10 (17)	10 (17)	10 (17)
(ii) Top marginal income and payroll tax rate		9 (25)	10 (17)	10 (17)	10 (17)	10 (17)	10 (17)
E. State ownership of assets	8.56	8.56	8.2	7.83	7.65	7.67	7.67
2. Legal System and Property Rights	8.81	7.74	7.2	7.94	7.95	7.53	7.5
A. Judicial independence	7.89	7.96	7.87	8.12	8.2	7.8	7.37
B. Impartial courts	9.7	8.21	8.52	8.56	8.82	8.64	8.57
C. Protection of property rights		6.07	6.3	8.54	8.68	8.71	8.71
D. Military interference in rule of law and politics	10	10	5	8.33	8.33	6.67	6.67
E. Integrity of the legal system	7.64	6.93	7.64	7.59	7.46	6.42	6.65
F. Legal enforcement of contracts		7.69	6.34	5.66	6.46	6.13	6.13
G. Regulatory restrictions on sale of real property		7.34	7.34	7.97	6.95	6.95	6.95
H. Reliability of police			8.59	8.71	8.69	8.93	8.93
<i>Gender Legal Rights Adjustment</i>	1	1	1	1	1	1	1
3. Sound Money	8.33	9.24	9.07	9.65	9.55	9.61	9.65
A. Money growth			9.29 (3.57)	9.58 (2.1)	9.15 (4.27)	9.33 (3.36)	9.12 (4.38)
B. Standard deviation of inflation	7.99 (5.03)	8.86 (2.85)	7.73 (5.68)	9.5 (1.24)	9.66 (0.85)	9.67 (0.81)	9.54 (1.15)
C. Inflation: most recent year	7.01 (14.96)	8.86 (5.71)	9.25 (-3.76)	9.53 (2.34)	9.4 (3)	9.43 (2.86)	9.95 (0.25)
D. Freedom to own foreign currency bank accounts	10	10	10	10	10	10	10
4. Freedom to Trade Internationally	9.94	9.97	9.73	9.52	9.34	9.56	8.73
A. Tariffs	9.83	9.91	9.93	10	10	10	10
(i) Revenue from trade taxes (% of trade sector)	9.67 (0.5)	9.73 (0.4)	9.8 (0.3)	9.99 (0.02)	9.99 (0.01)	10 (0)	10 (0)
(ii) Mean tariff rate	10 (0)	10 (0)	10 (0)	10 (0)	10 (0)	10 (0)	10 (0)
(iii) Standard deviation of tariff rates		10 (0)	10 (0)	10 (0)	10 (0)	10 (0)	10 (0)
B. Regulatory trade barriers			9.38	8.84	8.39	8.99	8.99
(i) Non-tariff trade barriers			8.94	8.25	7.51	8.32	8.32
(ii) Compliance cost of importing and exporting			9.83	9.43	9.27	9.67	9.67
C. Black-market exchange rates	10	10	10	10	10	10	10
D. Controls of the movement of capital and people	10	10	9.62	9.23	8.97	9.23	5.93
(i) Financial openness	10	10	10	10	10	10	10
(ii) Capital controls	10	10	9.23	7.69	6.92	7.69	7.69
(iii) Freedom of foreigners to visit				10	10	10	0.11
5. Regulation	7.21	9.43	9.1	9.4	9.39	9.29	8.84
A. Credit market regulations	10	9.94	9.7	10	10	9.92	8.8
(i) Ownership of banks	10	10	10	10	10	10	10
(ii) Private sector credit		9.82	9.1	10	10	9.77	6.4
(iii) Interest rate controls / negative real interest rates	10	10	10	10	10	10	10
B. Labor market regulations		8.92	8.88	9.29	9.33	9.37	9.37
(i) Hiring regulations and minimum wage			10	10	10	10	10
(ii) Hiring and firing regulations		8.83	7.55	7.78	7.89	8.06	8.06
(iii) Centralized collective bargaining	7.93	7.93	8.99	8.46	8.6	8.63	8.63
(iv) Hours regulations			7.68	10	10	10	10
(v) Mandated cost of worker dismissal			9.07	9.5	9.5	9.5	9.5
(vi) Conscription	10	10	10	10	10	10	10
C. Business regulations			8.73	8.92	8.85	8.57	8.35
(i) Administrative requirements			8.54	6.7	7.05	7.31	7.31
(ii) Bureaucracy costs			7.25	9.55	10	9.33	8.44
(iii) Starting a business			9.61	9.88	9.95	9.95	9.95
(iv) Impartial public administration	9.13	9.13	9.13	8.51	7.19	5.44	5
(v) Licensing restrictions				9.79	9.74	9.79	9.79
(vi) Cost of tax compliance			9.10	9.10	9.17	9.61	9.61

Hungary

	1980	1990	2000	2010	2015	2019	2020
Summary Ratings (Rank)	Rating (Rank) 4.62 (80)	Rating (Rank) 5.15 (78)	Rating (Rank) 6.99 (48)	Rating (Rank) 7.58 (34)	Rating (Rank) 7.48 (50)	Rating (Rank) 7.51 (53)	Rating (Rank) 7.24 (57)
	Rating (Data)	Rating (Data)	Rating (Data)	Rating (Data)	Rating (Data)	Rating (Data)	Rating (Data)
1. Size of Government	4.62	4.47	6.79	5.78	5.41	5.92	5.86
A. Government consumption	7.53 (14.4)	7.43 (14.75)	7.86 (13.27)	3.21 (29.07)	3.68 (27.49)	3.34 (28.66)	2.99 (29.82)
B. Transfers and subsidies		2.32 (28.7)	5.04 (18.71)	4.55 (20.52)	5.29 (17.78)	6.02 (15.11)	6.02 (15.11)
C. Government investment			10 (14)	9.12 (18.07)	5.96 (29.15)	7.92 (22.27)	7.44 (23.96)
D. Top marginal tax rate		2	2.5	4	6.5	7	7.5
(i) Top marginal income tax rate		3 (50)	5 (40)	7 (32)	10 (16)	10 (15)	10 (15)
(ii) Top marginal income and payroll tax rate		1 (60)	0 (62)	1 (56)	3 (46)	4 (41)	5 (40)
E. State ownership of assets	1.71	6.13	8.54	8	5.63	5.35	5.35
2. Legal System and Property Rights	6.18	6.43	6.49	6.46	6.18	6.31	6.35
A. Judicial independence	5.63	7.11	7.14	6.17	5.54	5.33	5.42
B. Impartial courts	5.1	7.3	7.07	6.02	5.67	5.73	5.59
C. Protection of property rights		4.93	5.53	5.54	3.12	4.95	4.95
D. Military interference in rule of law and politics	8.33	8.33	10	10	10	10	10
E. Integrity of the legal system	7.03	7.23	6.67	6.26	6.03	5.88	6.28
F. Legal enforcement of contracts	5.75	6.58	6.2	5.79	5.54	4.62	4.62
G. Regulatory restrictions on sale of real property		4.91	4.91	8.04	8.03	8.03	8.03
H. Reliability of police			5.94	5.41	5.54	5.91	5.91
<i>Gender Legal Rights Adjustment</i>	0.94	0.94	0.94	0.94	1	1	1
3. Sound Money	5.89	5.91	7.23	9.45	9.84	9.43	9.26
A. Money growth		7.97 (10.17)	7.91 (10.45)	9.19 (4.03)	9.65 (1.76)	9.09 (4.53)	8.44 (7.82)
B. Standard deviation of inflation	8.87 (2.82)	6.87 (7.83)	7.97 (5.08)	9.6 (1.01)	9.72 (0.7)	9.31 (1.73)	9.25 (1.86)
C. Inflation: most recent year	8.79 (6.03)	8.82 (5.91)	8.04 (9.8)	9.02 (4.88)	9.99 (-0.07)	9.33 (3.34)	9.33 (3.33)
D. Freedom to own foreign currency bank accounts	0	0	5	10	10	10	10
4. Freedom to Trade Internationally	2.22	3.9	7.07	8.19	8.22	8.39	7.62
A. Tariffs	6.67	6.09	7.31	8.34	8.36	8.2	8.03
(i) Revenue from trade taxes (% of trade sector)	6.67 (5)	6.57 (5.14)	9.45 (0.83)	9.63 (0.55)	9.1 (1.35)	9.13 (1.3)	8.6 (2.1)
(ii) Mean tariff rate			8.36 (8.2)	8.98 (5.1)	8.98 (5.1)	8.98 (5.1)	8.98 (5.1)
(iii) Standard deviation of tariff rates		5.6 (11)	4.12 (14.7)	6.41 (8.98)	7 (7.5)	6.49 (8.77)	6.51 (8.72)
B. Regulatory trade barriers			8.52	7.66	7.32	7.84	7.84
(i) Non-tariff trade barriers			8.2	7.62	4.68	5.71	5.71
(ii) Compliance cost of importing and exporting			8.83	7.7	9.96	9.97	9.97
C. Black-market exchange rates	0	5.6	10	10	10	10	10
D. Controls of the movement of capital and people	0	0	2.47	6.75	7.2	7.53	4.62
(i) Financial openness		0	4.16	10	10	10	10
(ii) Capital controls	0	0	0.77	3.85	3.85	3.85	3.85
(iii) Freedom of foreigners to visit				6.42	7.74	8.74	0
5. Regulation	4.19	5.06	7.37	8.02	7.73	7.49	7.13
A. Credit market regulations	3.56	4.4	8.88	9.45	9.06	8.76	7.95
(i) Ownership of banks	0	2	8	10	8	8	8
(ii) Private sector credit	4.68	5.21	8.66	8.36	9.18	9.28	6.86
(iii) Interest rate controls / negative real interest rates	6	6	10	10	10	9	9
B. Labor market regulations			5.79	7.28	7.18	6.71	6.71
(i) Hiring regulations and minimum wage			4.65	7.23	7.23	7.23	7.23
(ii) Hiring and firing regulations		7.07	5.5	5.29	5.6	5.02	5.02
(iii) Centralized collective bargaining			6.97	7.38	6.5	6.24	6.24
(iv) Hours regulations			5.85	6	6	4	4
(v) Mandated cost of worker dismissal			6.76	7.76	7.76	7.76	7.76
(vi) Conscription	0	1	5	10	10	10	10
C. Business regulations			7.44	7.34	6.95	6.99	6.72
(i) Administrative requirements			7.42	2.23	2.74	3.3	3.3
(ii) Bureaucracy costs			6.18	7.42	7.33	7.33	6.22
(iii) Starting a business			7.81	9.76	9.55	9.61	9.61
(iv) Impartial public administration	6.33	9.6	9.6	8.47	7.58	7.03	6.52
(v) Licensing restrictions				9.25	7.62	7.78	7.78
(vi) Cost of tax compliance			6.19	6.9	6.9	6.9	6.9

Iceland

	1980	1990	2000	2010	2015	2019	2020
	Rating (Rank)	Rating (Rank)	Rating (Rank)	Rating (Rank)	Rating (Rank)	Rating (Rank)	Rating (Rank)
Summary Ratings (Rank)	5.65 (40)	6.92 (26)	7.99 (15)	6.73 (86)	7.38 (55)	7.91 (23)	7.73 (20)
	Rating (Data)	Rating (Data)	Rating (Data)	Rating (Data)	Rating (Data)	Rating (Data)	Rating (Data)
1. Size of Government	5.78	6.42	6.72	5.46	6.22	6.05	5.74
A. Government consumption	5.23 (22.21)	4.74 (23.87)	3.44 (28.31)	1.88 (33.6)	2.41 (31.8)	2.1 (32.87)	1.42 (35.18)
B. Transfers and subsidies	7.25 (10.6)	7.38 (10.1)	8.34 (6.6)	7.42 (9.95)	7.96 (7.99)	7.67 (9.06)	6.81 (12.19)
C. Government investment	9.61 (16.38)	7.92 (22.29)	8.22 (21.23)	7.79 (22.75)	10 (13.32)	9.8 (15.71)	9.8 (15.71)
D. Top marginal tax rate	0	5	5.5	3	3.5	3.5	3.5
(i) Top marginal income tax rate	0 (63)	5 (40)	6 (45)	4 (46)	4 (46)	4 (46)	4 (46)
(ii) Top marginal income and payroll tax rate			5 (48)	2 (56)	3 (52)	3 (54)	3 (54)
E. State ownership of assets	6.79	7.06	8.08	7.21	7.21	7.18	7.18
2. Legal System and Property Rights	9.12	8.1	8.29	8.27	8.46	8.45	8.51
A. Judicial independence	8.1	8.06	8.11	8.08	8.04	7.93	7.93
B. Impartial courts	9.74	8.94	9.18	8.21	8.43	8.39	8.36
C. Protection of property rights		5.8	6.29	6.96	8.05	8.2	8.2
D. Military interference in rule of law and politics	10	10	10	10	10	10	10
E. Integrity of the legal system	8.64	8.64	8.66	8.7	8.63	8.54	9.05
F. Legal enforcement of contracts		7.13	6.07	6.29	6.78	6.78	6.78
G. Regulatory restrictions on sale of real property			9.14	9.14	8.75	8.75	8.75
H. Reliability of police			8.83	8.79	9.01	9.02	9.02
<i>Gender Legal Rights Adjustment</i>	1	1	1	1	1	1	1
3. Sound Money	2.44	7	9.25	6.77	7.19	9.62	9.56
A. Money growth	2.82 (35.88)	5.43 (22.85)	8.43 (7.84)	9.15 (4.27)	9.68 (1.61)	9.93 (-0.34)	9.39 (3.07)
B. Standard deviation of inflation	6.92 (7.7)	8.81 (2.97)	9.61 (0.97)	9 (2.51)	9.4 (1.51)	9.16 (2.11)	9.42 (1.44)
C. Inflation: most recent year	0 (52.48)	3.74 (31.3)	8.97 (5.16)	8.92 (5.4)	9.67 (1.63)	9.4 (3.01)	9.43 (2.85)
D. Freedom to own foreign currency bank accounts	0	10	10	0	0	10	10
4. Freedom to Trade Internationally	5.36	6.56	8	6.29	6.94	7.78	7.74
A. Tariffs	6.87	7.86	8.02	6.51	7.28	7.8	7.85
(i) Revenue from trade taxes (% of trade sector)	5.67 (6.5)	7.34 (3.99)	9.65 (0.53)	9.75 (0.38)	9.85 (0.23)	9.91 (0.13)	9.91 (0.13)
(ii) Mean tariff rate	8.08 (9.6)	9.24 (3.8)	9.62 (1.9)	8.88 (5.6)	8.96 (5.2)	9.38 (3.1)	9.38 (3.1)
(iii) Standard deviation of tariff rates		7 (7.5)	4.8 (13)	0.91 (22.74)	3.03 (17.42)	4.1 (14.76)	4.27 (14.32)
B. Regulatory trade barriers			8.54	6.21	7.11	7.12	7.12
(i) Non-tariff trade barriers			8.25	4.73	5.45	5.47	5.47
(ii) Compliance cost of importing and exporting			8.83	7.7	8.77	8.78	8.78
C. Black-market exchange rates	8.2	10	10	9.48	10	10	10
D. Controls of the movement of capital and people	1	1.83	5.42	2.95	3.39	6.22	6
(i) Financial openness	0	1.66	6.99	1.66	1.66	7.6	7.6
(ii) Capital controls	2	2	3.85	0.77	0.77	2.31	5.38
(iii) Freedom of foreigners to visit				6.42	7.74	8.74	5
5. Regulation	5.55	6.54	7.68	6.87	8.1	7.66	7.08
A. Credit market regulations	5.2	6.28	8	4.67	8.33	7.14	5.65
(i) Ownership of banks	2	2	5	5	5	2	2
(ii) Private sector credit	9.61	8.83	10	0	10	9.41	4.95
(iii) Interest rate controls / negative real interest rates	4	8	9	9	10	10	10
B. Labor market regulations		6.8	6.66	7.72	7.7	7.57	7.57
(i) Hiring regulations and minimum wage			4.76	5.57	5.57	5.57	5.57
(ii) Hiring and firing regulations		5.92	6.03	7.23	7.6	7.15	7.15
(iii) Centralized collective bargaining	4.49	4.49	5.48	5.51	5.06	4.7	4.7
(iv) Hours regulations			7.01	8	8	8	8
(v) Mandated cost of worker dismissal				10	10	10	10
(vi) Conscription	10	10	10	10	10	10	10
C. Business regulations			8.38	8.22	8.27	8.27	8.02
(i) Administrative requirements			6.98	5.24	5.53	5	5
(ii) Bureaucracy costs			8.43	7.73	7.78	8	7.11
(iii) Starting a business			9.75	9.76	9.84	9.59	9.59
(iv) Impartial public administration	6.6	7.41	8.29	8.5	8.5	9.03	8.43
(v) Licensing restrictions				9.68	9.55	9.55	9.55
(vi) Cost of tax compliance			8.43	8.43	8.43	8.43	8.43

India

	1980	1990	2000	2010	2015	2019	2020
	Rating (Rank)	Rating (Rank)	Rating (Rank)	Rating (Rank)	Rating (Rank)	Rating (Rank)	Rating (Rank)
Summary Ratings (Rank)	4.86 (69)	5.05 (82)	6.2 (81)	6.32 (111)	6.51 (107)	6.76 (95)	6.72 (89)
	Rating (Data)	Rating (Data)	Rating (Data)	Rating (Data)	Rating (Data)	Rating (Data)	Rating (Data)
1. Size of Government	5.02	5.33	7.46	7.47	7.51	7.58	7.52
A. Government consumption	8.34 (11.65)	7.15 (15.68)	6.74 (17.1)	6.76 (17)	7.35 (15)	7.16 (15.66)	6.59 (17.58)
B. Transfers and subsidies	8.66 (5.4)	8.37 (6.5)	8.59 (5.66)	8.97 (4.28)	8.46 (6.15)	8.23 (7)	8.23 (7)
C. Government investment	0.84 (47.06)	2.85 (40.02)	6.73 (26.44)	7.38 (24.17)	6.87 (25.95)	7.4 (24.1)	7.4 (24.1)
D. Top marginal tax rate	1	2	8	7	8	7	7
(i) Top marginal income tax rate	1 (60)	2 (53)	8 (30)	7 (31)	8 (35)	7 (43)	7 (43)
(ii) Top marginal income and payroll tax rate		2 (53)	8 (30)	7 (31)	8 (35)	7 (43)	7 (43)
E. State ownership of assets	6.27	6.27	7.26	7.26	6.87	8.11	8.35
2. Legal System and Property Rights	4.58	4.47	4.97	5.25	5.37	5.52	5.57
A. Judicial independence	6.95	7.1	7.05	6.53	6.51	6.23	6.23
B. Impartial courts	7.54	6.91	7.05	5.72	6.11	5.87	5.82
C. Protection of property rights		4.1	4.12	5.23	4.94	5.69	5.69
D. Military interference in rule of law and politics	5	6.67	5	6.67	6.67	6.67	6.67
E. Integrity of the legal system	4.37	3.6	6.2	6.24	6.37	6.33	6.86
F. Legal enforcement of contracts	3	3.8	3.8	3.8	3.67	4.43	4.43
G. Regulatory restrictions on sale of real property		4.54	4.54	6.77	6.58	6.34	6.34
H. Reliability of police			5.83	5.15	6.23	5.34	5.34
<i>Gender Legal Rights Adjustment</i>	0.71	0.71	0.82	0.82	0.82	0.88	0.88
3. Sound Money	5.86	6.59	6.72	6.25	8.01	8.15	8.14
A. Money growth	7.66 (11.72)	8.46 (7.69)	8.39 (8.04)	8.27 (8.63)	9.41 (2.97)	9.63 (1.83)	9.12 (4.39)
B. Standard deviation of inflation	8.1 (4.76)	9.42 (1.45)	9.29 (1.77)	9.13 (2.17)	8.8 (3.01)	9.51 (1.22)	9.75 (0.63)
C. Inflation: most recent year	7.69 (11.54)	8.5 (7.52)	9.2 (4.01)	7.6 (11.99)	8.83 (5.87)	8.47 (7.66)	8.68 (6.62)
D. Freedom to own foreign currency bank accounts	0	0	0	0	5	5	5
4. Freedom to Trade Internationally	3.28	2.94	5.44	5.88	5.18	5.86	5.9
A. Tariffs	0	0	4.34	6.38	6.14	6.08	6.52
(i) Revenue from trade taxes (% of trade sector)	0 (15.5)	0 (21.1)	4.49 (8.26)	7.67 (3.5)	7.57 (3.64)	9.09 (1.37)	9.09 (1.37)
(ii) Mean tariff rate	0 (74.3)	0 (79.2)	3.5 (32.5)	7.48 (12.6)	7.32 (13.4)	6.48 (17.6)	7 (15)
(iii) Standard deviation of tariff rates		0 (45.2)	5.04 (12.4)	4 (14.99)	3.51 (16.21)	2.68 (18.3)	3.46 (16.35)
B. Regulatory trade barriers			6.59	6.45	3.92	6.55	6.55
(i) Non-tariff trade barriers			5.35	5.33	5.98	5.76	5.76
(ii) Compliance cost of importing and exporting			7.83	7.57	1.85	7.35	7.35
C. Black-market exchange rates	9	8	10	10	10	10	10
D. Controls of the movement of capital and people	0.83	0.83	0.83	0.66	0.66	0.81	0.55
(i) Financial openness	1.66	1.66	1.66	1.66	1.66	1.64	1.64
(ii) Capital controls	0	0	0	0	0	0	0
(iii) Freedom of foreigners to visit				0.33	0.33	0.77	0
5. Regulation	5.56	5.89	6.39	6.76	6.5	6.67	6.49
A. Credit market regulations	5.22	5.52	6.83	6.67	6.59	6.49	5.95
(i) Ownership of banks	0	0	2	2	2	2	2
(ii) Private sector credit	7.67	8.56	8.5	9	7.76	7.46	5.84
(iii) Interest rate controls / negative real interest rates	8	8	10	9	10	10	10
B. Labor market regulations		6.26	5.85	8.05	6.46	6.42	6.42
(i) Hiring regulations and minimum wage			4.35	10	6.67	6.67	6.67
(ii) Hiring and firing regulations		2.56	1.7	4.98	6.26	5.26	5.26
(iii) Centralized collective bargaining	6.21	6.21	7.72	7.02	5.55	6.28	6.28
(iv) Hours regulations			6.5	10	4	4	4
(v) Mandated cost of worker dismissal			4.81	6.3	6.3	6.3	6.3
(vi) Conscription	10	10	10	10	10	10	10
C. Business regulations			6.5	5.57	6.46	7.11	7.1
(i) Administrative requirements			7.37	3.29	5.15	5.18	5.18
(ii) Bureaucracy costs			7.4	4.55	3.33	5.33	6
(iii) Starting a business			5.35	8.09	9.02	9.37	9.37
(iv) Impartial public administration	4.88	4.88	5.33	6.11	6.17	6.4	5.67
(v) Licensing restrictions				4.26	7.77	9.18	9.18
(vi) Cost of tax compliance			7.04	7.15	7.30	7.18	7.18

Indonesia

	1980	1990	2000	2010	2015	2019	2020
	Rating (Rank)	Rating (Rank)	Rating (Rank)	Rating (Rank)	Rating (Rank)	Rating (Rank)	Rating (Rank)
Summary Ratings (Rank)	5.05 (62)	6.06 (39)	6.09 (84)	6.97 (74)	7.12 (72)	7.26 (68)	7.09 (66)
	Rating (Data)	Rating (Data)	Rating (Data)	Rating (Data)	Rating (Data)	Rating (Data)	Rating (Data)
1. Size of Government	6.11	7.47	8.11	8.37	8.4	8.16	7.91
A. Government consumption	6.84 (16.75)	7.93 (13.04)	8.98 (9.47)	7.72 (13.75)	7.47 (14.6)	7.88 (13.2)	7.76 (13.61)
B. Transfers and subsidies	9.24 (3.3)	9.59 (2)	8.3 (6.73)	9.36 (2.84)	9.12 (3.73)	9.56 (2.12)	9.56 (2.12)
C. Government investment			10 (8.44)	10 (8.29)	10 (10.84)	10 (11.13)	10 (11.13)
D. Top marginal tax rate	3	7	6	7.5	7.5	7.5	7.5
(i) Top marginal income tax rate	3 (50)	7 (35)	7 (35)	8 (30)	8 (30)	8 (30)	8 (30)
(ii) Top marginal income and payroll tax rate		7 (35)	5 (40)	7 (35)	7 (35)	7 (35)	7 (35)
E. State ownership of assets	5.37	5.37	7.26	7.26	7.9	5.86	4.71
2. Legal System and Property Rights	2.18	2.74	3.33	4.27	4.63	4.9	4.9
A. Judicial independence	3.01	2.8	4.49	5.28	5.86	5.89	5.85
B. Impartial courts	1.5	3.34	4.15	4.45	5.06	5.13	4.92
C. Protection of property rights		4.2	3.13	4.94	5.59	6.15	6.15
D. Military interference in rule of law and politics	1.67	0.56	2.92	4.17	4.17	4.17	4.17
E. Integrity of the legal system	2.86	2.86	4.27	5.32	5.26	4.97	5.28
F. Legal enforcement of contracts	3.75	2.83	2.83	2.71	3.21	4.33	4.33
G. Regulatory restrictions on sale of real property		5.88	5.88	6.03	5.93	6.69	6.69
H. Reliability of police			3.51	4.56	5.53	5.62	5.62
<i>Gender Legal Rights Adjustment</i>	0.71	0.71	0.71	0.82	0.82	0.82	0.82
3. Sound Money	6.61	8.28	6.4	8.95	9.29	9.66	9.58
A. Money growth	6.57 (17.15)	6.11 (19.43)	6.33 (18.36)	8.49 (7.55)	9.1 (4.48)	9.73 (1.33)	9.46 (2.68)
B. Standard deviation of inflation	6.07 (9.82)	7.86 (5.35)	0 (27.72)	8.32 (4.21)	9.32 (1.7)	9.52 (1.19)	9.24 (1.89)
C. Inflation: most recent year	3.8 (30.99)	9.14 (4.28)	9.26 (3.72)	8.97 (5.13)	8.73 (6.36)	9.39 (3.03)	9.62 (1.92)
D. Freedom to own foreign currency bank accounts	10	10	10	10	10	10	10
4. Freedom to Trade Internationally	6.44	6.96	7.04	6.86	6.86	7.02	6.6
A. Tariffs	6.13	5.88	7.88	7.89	8.1	7.89	9.55
(i) Revenue from trade taxes (% of trade sector)	8.07 (2.9)	8.39 (2.41)	9.65 (0.53)	9.48 (0.78)	9.53 (0.71)	9.55 (0.68)	9.55 (0.68)
(ii) Mean tariff rate	4.2 (29)	5.94 (20.3)	8.32 (8.4)	8.64 (6.8)	8.62 (6.9)	8.38 (8.1)	
(iii) Standard deviation of tariff rates		3.32 (16.7)	5.68 (10.8)	5.54 (11.15)	6.16 (9.59)	5.76 (10.61)	
B. Regulatory trade barriers			5.99	6.29	4.67	4.96	4.96
(i) Non-tariff trade barriers			3.82	5.53	5.26	5.53	5.53
(ii) Compliance cost of importing and exporting			8.17	7.05	4.07	4.38	4.38
C. Black-market exchange rates	9.6	10	10	10	10	10	10
D. Controls of the movement of capital and people	3.59	5	4.27	3.25	4.67	5.24	1.9
(i) Financial openness	7.17	10	6.99	6.99	4.16	4.17	4.17
(ii) Capital controls	0	0	1.54	1.54	1.54	1.54	1.54
(iii) Freedom of foreigners to visit				1.22	8.3	10	0
5. Regulation	3.91	4.86	5.61	6.43	6.43	6.58	6.46
A. Credit market regulations	3.18	7.08	7.41	8.15	8.07	8.09	7.67
(i) Ownership of banks	0	2	5	5	5	5	5
(ii) Private sector credit	7.53	9.25	7.22	9.46	9.22	9.28	8.01
(iii) Interest rate controls / negative real interest rates	2	10	10	10	10	10	10
B. Labor market regulations			4.14	4.66	4.56	4.71	4.71
(i) Hiring regulations and minimum wage			4.62	2.23	1.1	1.1	1.1
(ii) Hiring and firing regulations		5.56	3.2	5.28	5.68	5.83	5.83
(iii) Centralized collective bargaining			6.18	5.47	5.58	6.34	6.34
(iv) Hours regulations			5.85	10	10	10	10
(v) Mandated cost of worker dismissal			0	0	0	0	0
(vi) Conscription	3	0	5	5	5	5	5
C. Business regulations			5.28	6.47	6.66	6.93	7
(i) Administrative requirements			6.95	4.28	4.8	5.08	5.08
(ii) Bureaucracy costs			5.3	5.45	4.89	5.33	5.78
(iii) Starting a business			5.09	8.22	9	9.54	9.54
(iv) Impartial public administration	1.7	1.7	5.33	5.69	6.1	6.1	6.1
(v) Licensing restrictions				8.15	7.64	7.65	7.65
(vi) Cost of tax compliance			3.72	7.02	7.52	7.86	7.86

Iran, Islamic Republic

	1980	1990	2000	2010	2015	2019	2020
	Rating (Rank)	Rating (Rank)	Rating (Rank)	Rating (Rank)	Rating (Rank)	Rating (Rank)	Rating (Rank)
Summary Ratings (Rank)	4.23 (95)	4.79 (89)	5.73 (99)	5.75 (133)	5.48 (146)	5.02 (158)	4.96 (159)
	Rating (Data)	Rating (Data)	Rating (Data)	Rating (Data)	Rating (Data)	Rating (Data)	Rating (Data)
1. Size of Government	5.00	5.33	5.35	6.33	6.32	6.65	6.99
A. Government consumption	3.44 (28.29)	7.3 (15.17)	4.68 (24.1)	5.71 (20.58)	5.84 (20.15)	6.19 (18.95)	6.44 (18.09)
B. Transfers and subsidies	8.23 (7)	8.94 (4.4)	9.52 (2.26)	7.99 (7.88)	7.99 (7.88)	7.99 (7.88)	7.99 (7.88)
C. Government investment	4.45 (34.42)	6.93 (25.74)	6.79 (26.22)	6.9 (25.85)	6.64 (26.76)	7.95 (22.18)	9.37 (17.2)
D. Top marginal tax rate		0	1.5	7	7	7	7
(i) Top marginal income tax rate		0 (75)	2 (54)	7 (35)	7 (35)	7 (35)	7 (35)
(ii) Top marginal income and payroll tax rate		0 (75)	1 (57)	7 (37)	7 (35)	7 (35)	7 (35)
E. State ownership of assets	3.9	3.47	4.26	4.05	4.15	4.15	4.15
2. Legal System and Property Rights	2.4	3.29	3.97	3.82	3.79	3.6	3.56
A. Judicial independence	2.18	3.51	4.38	4.17	3.88	3.46	3.52
B. Impartial courts	3.28	4.53	4.34	3.93	3.99	3.32	2.99
C. Protection of property rights			5.63	5.63	4.76	4.22	4.22
D. Military interference in rule of law and politics	6.67	6.67	8.33	8.33	7.5	6.67	6.67
E. Integrity of the legal system	3.62	2.9	6.23	5.15	5.23	5.23	4.99
F. Legal enforcement of contracts	1.25	4.51	4.51	4.44	4.19	4.62	4.62
G. Regulatory restrictions on sale of real property		5.84	5.84	5.87	7.9	8.17	8.17
H. Reliability of police			5.77	5.77	5.5	5.13	5.13
<i>Gender Legal Rights Adjustment</i>	0.41	0.41	0.41	0.41	0.41	0.41	0.41
3. Sound Money	8.19	9.39	8.3	8.61	7.58	5.94	6.17
A. Money growth	9.78 (1.08)	9.78 (-1.12)	8.35 (-8.24)	9.54 (-2.32)	8.7 (6.52)	8.59 (7.05)	8.59 (7.05)
B. Standard deviation of inflation	7.66 (5.85)	8.73 (3.17)	7.73 (5.67)	6.94 (7.66)	4.38 (14.04)	3.15 (17.13)	3.35 (16.62)
C. Inflation: most recent year	5.32 (23.41)	9.05 (4.73)	7.1 (14.48)	7.97 (10.14)	7.26 (13.7)	2.02 (39.91)	2.72 (36.4)
D. Freedom to own foreign currency bank accounts	10	10	10	10	10	10	10
4. Freedom to Trade Internationally	1.45	2.05	5.73	5.17	4.52	3.41	2.58
A. Tariffs	2.93	6.15	8.34	4.11	4.07	5.37	5.37
(i) Revenue from trade taxes (% of trade sector)	0 (17)	6.43 (5.35)	7.67 (3.49)	7.52 (3.72)	7.52 (3.72)	7.52 (3.72)	7.52 (3.72)
(ii) Mean tariff rate	5.86 (20.7)	5.86 (20.7)	9.02 (4.9)	4.8 (26)	4.68 (26.6)	5.98 (20.1)	5.98 (20.1)
(iii) Standard deviation of tariff rates			8.32 (4.2)	0 (28.08)	0 (28.2)	2.6 (18.49)	2.6 (18.49)
B. Regulatory trade barriers				5.06	2.65	4.66	4.66
(i) Non-tariff trade barriers				4.05	5.3	4.94	4.94
(ii) Compliance cost of importing and exporting				6.07	0	4.39	4.39
C. Black-market exchange rates	0	0	8.86	10	10	0	0
D. Controls of the movement of capital and people	1.43	0	0	1.5	1.37	3.61	0.28
(i) Financial openness	2.86	0	0	4.49	2.83	0	0
(ii) Capital controls	0	0	0	0	0.83	0.83	0.83
(iii) Freedom of foreigners to visit				0	0.44	10	0
5. Regulation	4.12	3.87	5.28	4.81	5.17	5.5	5.5
A. Credit market regulations	2.68	3.1	4.67	4.31	4.68	6.41	6.41
(i) Ownership of banks	0	0	0	0	0	0	0
(ii) Private sector credit	8.03	9.29	10	8.92	9.03	9.22	9.22
(iii) Interest rate controls / negative real interest rates	0	0	4	4	5	10	10
B. Labor market regulations			3.98	4.63	4.97	4.74	4.74
(i) Hiring regulations and minimum wage			6.7	7.77	8.9	7.77	7.77
(ii) Hiring and firing regulations				4.39	4.41	3.88	3.88
(iii) Centralized collective bargaining				4.11	4.98	5.31	5.31
(iv) Hours regulations			7.3	8	8	8	8
(v) Mandated cost of worker dismissal			1.93	2.52	2.52	2.52	2.52
(vi) Conscription	3	0	0	1	1	1	1
C. Business regulations			7.2	5.5	5.88	5.35	5.35
(i) Administrative requirements				3.04	3.53	2.4	2.4
(ii) Bureaucracy costs				3.03	0.89	0	0
(iii) Starting a business			8.99	9.7	9.49	7.67	7.67
(iv) Impartial public administration	5.37	4.61	6.47	6.01	5.94	5.67	5.67
(v) Licensing restrictions				5.06	9.3	8.79	8.79
(vi) Cost of tax compliance			6.14	6.14	6.14	7.58	7.58

Iraq

	1980	1990	2000	2010	2015	2019	2020
	Rating (Rank)	Rating (Rank)	Rating (Rank)	Rating (Rank)	Rating (Rank)	Rating (Rank)	Rating (Rank)
Summary Ratings (Rank)						5.41 (156)	5.51 (153)
	Rating (Data)	Rating (Data)	Rating (Data)	Rating (Data)	Rating (Data)	Rating (Data)	Rating (Data)
1. Size of Government				2.38	2.38	4.93	5.09
A. Government consumption						2.64 (31.01)	3.75 (27.27)
B. Transfers and subsidies						7.86 (8.36)	7.86 (8.36)
C. Government investment				0 (67.36)	0 (62.71)	0.41 (48.56)	0.41 (48.56)
D. Top marginal tax rate						9	9
(i) Top marginal income tax rate						10 (15)	10 (15)
(ii) Top marginal income and payroll tax rate						8 (28)	8 (28)
E. State ownership of assets	4.39	4.39	4.39	4.76	4.76	4.76	4.46
2. Legal System and Property Rights	2.19	2.11	4.68	3.63	2.8	3.18	3.05
A. Judicial independence	2.88	2.91	4.97	5.38	4.52	5.16	4.94
B. Impartial courts	5.24	3.87	4.13	4.31	3.89	3.58	2.56
C. Protection of property rights			8.15	7.89			
D. Military interference in rule of law and politics	1.67	1.67	10	0	0	2.5	2.5
E. Integrity of the legal system	3.16	3.52	3.84	3.44	3.36	3.24	3.37
F. Legal enforcement of contracts			6.47	5.17	4.84	4.84	4.84
G. Regulatory restrictions on sale of real property			7.21	7.16	7.16	6.64	6.64
H. Reliability of police			8.3	7.81			
<i>Gender Legal Rights Adjustment</i>	0.35	0.41	0.41	0.41	0.41	0.47	0.47
3. Sound Money						7.82	8.16
A. Money growth			0 (83.38)	7.88 (10.6)	8.93 (-5.37)	8.64 (-6.82)	8.64 (-6.82)
B. Standard deviation of inflation					2.68 (18.3)	2.68 (18.29)	4.13 (14.68)
C. Inflation: most recent year					9.72 (1.39)	9.96 (-0.2)	9.89 (0.57)
D. Freedom to own foreign currency bank accounts						10	10
4. Freedom to Trade Internationally						5.18	4.34
A. Tariffs						9.67	3.22
(i) Revenue from trade taxes (% of trade sector)						9.67 (0.5)	9.67 (0.5)
(ii) Mean tariff rate							0 (0)
(iii) Standard deviation of tariff rates							0 (0)
B. Regulatory trade barriers						0.23	2.99
(i) Non-tariff trade barriers						0	5.51
(ii) Compliance cost of importing and exporting						0.46	0.46
C. Black-market exchange rates						8.99	10
D. Controls of the movement of capital and people	1.66	1.66	1.66			1.81	1.15
(i) Financial openness	1.66	1.66	1.66				
(ii) Capital controls						2.31	2.31
(iii) Freedom of foreigners to visit						1.32	0
5. Regulation						5.94	6.89
A. Credit market regulations						9.5	9.5
(i) Ownership of banks							
(ii) Private sector credit						10	10
(iii) Interest rate controls / negative real interest rates						9	9
B. Labor market regulations						4.13	6.13
(i) Hiring regulations and minimum wage						2.23	2.23
(ii) Hiring and firing regulations						0	5.84
(iii) Centralized collective bargaining						0	6.19
(iv) Hours regulations						6	6
(v) Mandated cost of worker dismissal						6.55	6.55
(vi) Conscription						10	10
C. Business regulations						4.18	5.04
(i) Administrative requirements						0	5.15
(ii) Bureaucracy costs						0	0
(iii) Starting a business						8.74	8.74
(iv) Impartial public administration	3.87	3.56	1.79	2.16	1.46	1.67	1.67
(v) Licensing restrictions						8.20	8.20
(vi) Cost of tax compliance						6.50	6.50

Ireland

	1980	1990	2000	2010	2015	2019	2020
Summary Ratings (Rank)	Rating (Rank) 6.77 (16)	Rating (Rank) 7.09 (22)	Rating (Rank) 8.14 (10)	Rating (Rank) 7.93 (14)	Rating (Rank) 8.36 (5)	Rating (Rank) 8.19 (9)	Rating (Rank) 7.86 (10)
	Rating (Data)	Rating (Data)	Rating (Data)	Rating (Data)	Rating (Data)	Rating (Data)	Rating (Data)
1. Size of Government	5.65	5.81	6.4	5.78	6.56	6.69	6.17
A. Government consumption	5.31 (21.96)	5.8 (20.27)	5.33 (21.88)	3.41 (28.4)	3.82 (27)	3.29 (28.83)	1.9 (33.54)
B. Transfers and subsidies	5.37 (17.5)	5.42 (17.3)	4.2 (21.78)	5.27 (17.87)	7.01 (11.46)	7.58 (9.37)	6.91 (11.85)
C. Government investment	10 (14.89)	10 (10.88)	10 (14.58)	8.73 (19.44)	10 (7.57)	10 (5.04)	10 (6.1)
D. Top marginal tax rate	1	1	5	4	4.5	5	4.5
(i) Top marginal income tax rate	1 (60)	1 (56)	5 (42)	5 (41)	6 (40)	6 (40)	6 (40)
(ii) Top marginal income and payroll tax rate		1 (57)	5 (42)	3 (55)	3 (52)	4 (50)	3 (52)
E. State ownership of assets	6.57	6.84	7.48	7.48	7.48	7.56	7.56
2. Legal System and Property Rights	7.81	7.79	7.78	8.07	8.22	7.68	7.74
A. Judicial independence	7.91	8.29	8.15	8.18	8.26	7.83	7.83
B. Impartial courts	9.06	8.76	8.86	7.85	8.03	7.15	7.14
C. Protection of property rights		7.29	7	8.31	8.65	7.89	7.89
D. Military interference in rule of law and politics	10	10	10	10	10	10	10
E. Integrity of the legal system	7.02	7.81	8.69	8.69	8.74	8.78	9.23
F. Legal enforcement of contracts	7.5	6.47	6.47	5.97	4.97	4.72	4.72
G. Regulatory restrictions on sale of real property		5.9	5.9	7.15	8.58	7.27	7.27
H. Reliability of police			7.19	8.39	8.51	7.81	7.81
<i>Gender Legal Rights Adjustment</i>	0.88	1	1	1	1	1	1
3. Sound Money	5.93	6.8	9.43	9.48	9.53	9.47	9.32
A. Money growth	8.07 (9.64)	9.25 (3.75)	9.39 (-3.05)	9.23 (3.87)	8.97 (5.17)	8.97 (5.13)	8.15 (9.27)
B. Standard deviation of inflation	8.61 (3.48)	8.97 (2.57)	9.42 (1.44)	8.89 (2.78)	9.23 (1.92)	9.08 (2.3)	9.19 (2.03)
C. Inflation: most recent year	7.06 (14.71)	8.96 (5.18)	8.89 (5.56)	9.81 (-0.95)	9.94 (-0.29)	9.81 (0.94)	9.93 (-0.34)
D. Freedom to own foreign currency bank accounts	0	0	10	10	10	10	10
4. Freedom to Trade Internationally	7.51	7.42	9.29	8.94	8.86	8.73	7.96
A. Tariffs	7.95	7.88	9.18	8.34	8.36	8.2	8.03
(i) Revenue from trade taxes (% of trade sector)	7.67 (3.5)	8 (3)	9.78 (0.33)	9.63 (0.55)	9.1 (1.35)	9.13 (1.3)	8.6 (2.1)
(ii) Mean tariff rate	8.24 (8.8)	8.52 (7.4)	9.52 (2.4)	8.98 (5.1)	8.98 (5.1)	8.98 (5.1)	8.98 (5.1)
(iii) Standard deviation of tariff rates		7.12 (7.2)	8.24 (4.4)	6.41 (8.98)	7 (7.5)	6.49 (8.77)	6.51 (8.72)
B. Regulatory trade barriers			8.76	8.35	8.23	7.91	7.91
(i) Non-tariff trade barriers			8.18	7.88	7.39	6.73	6.73
(ii) Compliance cost of importing and exporting			9.33	8.83	9.08	9.09	9.09
C. Black-market exchange rates	10	9.8	10	10	10	10	10
D. Controls of the movement of capital and people	4.58	4.58	9.23	9.07	8.85	8.81	5.9
(i) Financial openness	4.16	4.16	10	10	10	10	10
(ii) Capital controls	5	5	8.46	8.46	7.69	7.69	7.69
(iii) Freedom of foreigners to visit				8.74	8.85	8.74	0
5. Regulation	6.95	7.65	7.78	7.37	8.65	8.4	8.14
A. Credit market regulations	7.35	8.77	9	6	9.14	9	8.55
(i) Ownership of banks	8	8	8	8	8	8	8
(ii) Private sector credit	8.04	8.32	10	0	9.43	10	8.66
(iii) Interest rate controls / negative real interest rates	6	10	9	10	10	9	9
B. Labor market regulations	6.55	6.53	5.92	7.94	8.13	7.93	7.93
(i) Hiring regulations and minimum wage			4.69	8.9	8.9	8.9	8.9
(ii) Hiring and firing regulations		5.52	3.77	4.56	6.26	5.14	5.14
(iii) Centralized collective bargaining	5.18	6.21	2.93	5.06	7.26	7.15	7.15
(iv) Hours regulations	4.49	4.4	5.34	10	10	10	10
(v) Mandated cost of worker dismissal			8.79	9.13	6.37	6.37	6.37
(vi) Conscription	10	10	10	10	10	10	10
C. Business regulations			8.42	8.17	8.66	8.26	7.93
(i) Administrative requirements			7.2	4.01	6.09	4.9	4.9
(ii) Bureaucracy costs			7.93	9.24	10	8.44	6.44
(iii) Starting a business			9.32	9.58	9.84	9.65	9.65
(iv) Impartial public administration	7.35	8.5	8.5	8.5	8.5	9.26	9.26
(v) Licensing restrictions				8.56	8.47	8.24	8.24
(vi) Cost of tax compliance			9.15	9.15	9.08	9.09	9.09

Israel

	1980	1990	2000	2010	2015	2019	2020
	Rating (Rank)	Rating (Rank)	Rating (Rank)	Rating (Rank)	Rating (Rank)	Rating (Rank)	Rating (Rank)
Summary Ratings (Rank)	4.23 (95)	5.10 (81)	6.76 (61)	7.51 (40)	7.61 (43)	7.63 (41)	7.35 (49)
	Rating (Data)	Rating (Data)	Rating (Data)	Rating (Data)	Rating (Data)	Rating (Data)	Rating (Data)
1. Size of Government	2.70	5.36	5.25	6.46	6.5	6.43	6.26
A. Government consumption	0 (43.15)	2.09 (32.9)	2.18 (32.58)	3.41 (28.4)	3.19 (29.16)	3.11 (29.42)	2.24 (32.4)
B. Transfers and subsidies	4.47 (20.8)	5.59 (16.7)	3.92 (22.8)	7.26 (10.55)	6.73 (12.49)	6.48 (13.43)	6.48 (13.43)
C. Government investment		8.92 (18.76)	10 (12.73)	10 (10.66)	10 (11.07)	10 (12.32)	10 (12.32)
D. Top marginal tax rate	1	3.5	2.5	4	5	5	5
(i) Top marginal income tax rate	1 (66)	5 (48)	4 (50)	5 (46)	5 (50)	5 (50)	5 (50)
(ii) Top marginal income and payroll tax rate		2 (64)	1 (61.6)	3 (60)	5 (50)	5 (50)	5 (50)
E. State ownership of assets	5.33	6.72	7.64	7.64	7.58	7.58	7.58
2. Legal System and Property Rights	6.2	5.42	6.18	5.86	5.98	6.08	6.12
A. Judicial independence	6.62	7.37	7.54	7.4	7.29	6.91	6.91
B. Impartial courts	8.28	7.56	8.33	6.88	7.21	7.12	6.98
C. Protection of property rights		7.15	6.53	7.15	7.3	7.4	7.4
D. Military interference in rule of law and politics	5	3.33	6.67	4.17	4.17	4.17	4.17
E. Integrity of the legal system	6.05	4.49	7.82	7.81	7.76	7.74	8.22
F. Legal enforcement of contracts	7	5.61	4.73	4.73	4.61	4.61	4.61
G. Regulatory restrictions on sale of real property		4.81	4.81	5.63	5.74	6.93	6.93
H. Reliability of police			6.06	6.02	6.8	6.82	6.82
<i>Gender Legal Rights Adjustment</i>	0.88	0.88	0.88	0.88	0.88	0.88	0.88
3. Sound Money	1.71	4.35	7.97	9.49	9.69	9.76	9.64
A. Money growth	1.84 (40.78)	7.1 (14.49)	8.6 (7.01)	9.31 (-3.43)	9.32 (3.39)	9.63 (1.85)	8.96 (5.21)
B. Standard deviation of inflation	0 (37.42)	5.32 (11.71)	8.5 (3.74)	9.2 (2)	9.56 (1.11)	9.59 (1.03)	9.72 (0.71)
C. Inflation: most recent year	0 (134.74)	0 (260)	9.77 (1.14)	9.46 (2.69)	9.87 (-0.63)	9.83 (0.84)	9.88 (-0.59)
D. Freedom to own foreign currency bank accounts	5	5	5	10	10	10	10
4. Freedom to Trade Internationally	6.49	6.81	8.43	8.47	8.39	8.43	7.61
A. Tariffs	6.6	9.39	9.68	7.4	8.24	8.43	8.46
(i) Revenue from trade taxes (% of trade sector)	6.6 (5.1)	9.39 (0.92)	9.75 (0.37)	9.69 (0.46)	9.72 (0.42)	9.75 (0.38)	9.75 (0.38)
(ii) Mean tariff rate			9.6 (2)	8.72 (6.4)	9.1 (4.5)	9.28 (3.6)	9.3 (3.5)
(iii) Standard deviation of tariff rates				3.79 (15.54)	5.91 (10.22)	6.26 (9.36)	6.33 (9.17)
B. Regulatory trade barriers			7.94	8.03	6.63	6.59	6.59
(i) Non-tariff trade barriers			6.88	7.36	5.94	5.79	5.79
(ii) Compliance cost of importing and exporting			9	8.7	7.33	7.4	7.4
C. Black-market exchange rates	9.8	9.2	10	10	10	10	10
D. Controls of the movement of capital and people	3.08	1.83	6.1	8.44	8.67	8.72	5.38
(i) Financial openness	4.16	1.66	7.6	10	10	10	10
(ii) Capital controls	2	2	4.61	7.69	6.15	6.15	6.15
(iii) Freedom of foreigners to visit				7.63	9.85	10	0
5. Regulation	4.05	3.58	5.99	7.27	7.49	7.42	7.14
A. Credit market regulations	1.75	3.81	6.06	9.27	9.57	9.47	8.62
(i) Ownership of banks	0	0	0	10	10	10	10
(ii) Private sector credit	5.25	5.43	8.18	7.8	8.71	8.41	5.87
(iii) Interest rate controls / negative real interest rates	0	6	10	10	10	10	10
B. Labor market regulations		3.35	3.81	5.28	5.38	5.36	5.36
(i) Hiring regulations and minimum wage			4.2	8.9	8.9	8.9	8.9
(ii) Hiring and firing regulations		4.87	5.43	5.07	5.86	5.8	5.8
(iii) Centralized collective bargaining	5.18	5.18	6.17	7.21	7.02	6.97	6.97
(iv) Hours regulations			5.51	8	8	8	8
(v) Mandated cost of worker dismissal			1.56	2.52	2.52	2.52	2.52
(vi) Conscription	0	0	0	0	0	0	0
C. Business regulations			8.11	7.25	7.5	7.42	7.42
(i) Administrative requirements			8.18	3.81	4.48	4.22	4.22
(ii) Bureaucracy costs			7.73	8.18	8.44	8.22	8.22
(iii) Starting a business			8.85	8.87	9.58	9.62	9.62
(iv) Impartial public administration	8.35	8.35	8.35	7.98	7.63	7.45	7.45
(v) Licensing restrictions				7.3	7.51	7.65	7.65
(vi) Cost of tax compliance			7.42	7.37	7.37	7.38	7.38

Italy

	1980	1990	2000	2010	2015	2019	2020
	Rating (Rank)	Rating (Rank)	Rating (Rank)	Rating (Rank)	Rating (Rank)	Rating (Rank)	Rating (Rank)
Summary Ratings (Rank)	5.66 (39)	6.93 (25)	7.72 (24)	7.56 (35)	7.70 (37)	7.61 (46)	7.40 (44)
	Rating (Data)	Rating (Data)	Rating (Data)	Rating (Data)	Rating (Data)	Rating (Data)	Rating (Data)
1. Size of Government	4.12	5.21	6.24	5.93	6.07	5.72	5.30
A. Government consumption	5.96 (19.75)	5.22 (22.26)	4.84 (23.54)	4.38 (25.1)	4.73 (23.92)	4.78 (23.74)	3.96 (26.53)
B. Transfers and subsidies	4.44 (20.9)	3.11 (25.8)	4.64 (20.17)	3.56 (24.15)	3.46 (24.52)	3.51 (24.33)	2.26 (28.92)
C. Government investment		10 (13.97)	10 (13.92)	10 (14.58)	10 (13.1)	10 (12.73)	10 (14.5)
D. Top marginal tax rate	0	1	3	3	3.5	2.5	2.5
(i) Top marginal income tax rate	0 (72)	1 (66)	3 (51.05)	5 (43-45)	5 (47-49)	4 (44-47)	4 (44-47)
(ii) Top marginal income and payroll tax rate		1 (66)	3 (52)	1 (61-62)	2 (61-62)	1 (61-63)	1 (61-63)
E. State ownership of assets	6.09	6.73	8.71	8.71	8.69	7.81	7.81
2. Legal System and Property Rights	6.93	6.82	7.15	6.53	6.35	6.47	6.51
A. Judicial independence	6.87	6.45	6.25	5.84	6.13	6.13	6.18
B. Impartial courts	6.97	6.49	6.58	5.34	5.25	5.19	5
C. Protection of property rights		5.43	7.8	5.42	4.99	5.63	5.63
D. Military interference in rule of law and politics	10	10	10	10	10	10	10
E. Integrity of the legal system	7.35	7.46	8.3	6.67	6.6	6.62	7.11
F. Legal enforcement of contracts	4.5	4.09	4.34	4.22	4.05	3.54	3.54
G. Regulatory restrictions on sale of real property		9.23	9.23	8.01	8.25	8.25	8.25
H. Reliability of police			6.47	6.77	5.53	6.41	6.41
<i>Gender Legal Rights Adjustment</i>	0.94	0.94	0.94	1	1	1	1
3. Sound Money	5.55	9.28	9.47	9.66	9.74	9.41	9.18
A. Money growth	7.33 (13.36)	9.2 (4)	8.94 (5.29)	9.33 (3.34)	9.14 (4.3)	7.8 (10.99)	6.86 (15.72)
B. Standard deviation of inflation	9.04 (2.41)	9.72 (0.69)	9.43 (1.43)	9.63 (0.93)	9.83 (0.42)	9.94 (0.14)	9.9 (0.24)
C. Inflation: most recent year	5.82 (20.91)	8.2 (9.01)	9.49 (2.54)	9.69 (1.54)	9.99 (0.04)	9.88 (0.61)	9.97 (-0.14)
D. Freedom to own foreign currency bank accounts	0	10	10	10	10	10	10
4. Freedom to Trade Internationally	7.16	7.79	9.11	8.25	8.66	8.69	8.34
A. Tariffs	8.99	8.48	9.18	8.34	8.36	8.2	8.03
(i) Revenue from trade taxes (% of trade sector)	9.73 (0.4)	9.8 (0.3)	9.78 (0.33)	9.63 (0.55)	9.1 (1.35)	9.13 (1.3)	8.6 (2.1)
(ii) Mean tariff rate	8.24 (8.8)	8.52 (7.4)	9.52 (2.4)	8.98 (5.1)	8.98 (5.1)	8.98 (5.1)	8.98 (5.1)
(iii) Standard deviation of tariff rates		7.12 (7.2)	8.24 (4.4)	6.41 (8.98)	7 (7.5)	6.49 (8.77)	6.51 (8.72)
B. Regulatory trade barriers			8.43	6.89	8.07	8	8
(i) Non-tariff trade barriers			7.68	6.41	6.18	6.02	6.02
(ii) Compliance cost of importing and exporting			9.17	7.36	9.96	9.98	9.98
C. Black-market exchange rates	10	10	10	10	10	10	10
D. Controls of the movement of capital and people	2.5	4.88	8.85	7.78	8.22	8.55	7.31
(i) Financial openness	0	4.77	10	10	10	10	10
(ii) Capital controls	5	5	7.69	6.92	6.92	6.92	6.92
(iii) Freedom of foreigners to visit				6.42	7.74	8.74	5
5. Regulation	4.57	5.56	6.63	7.42	7.67	7.78	7.66
A. Credit market regulations	5.02	6.93	8.21	9.27	9.54	9.75	9.55
(i) Ownership of banks	5	5	5	10	10	10	10
(ii) Private sector credit	6.06	5.8	9.64	7.81	8.61	9.26	8.64
(iii) Interest rate controls / negative real interest rates	4	10	10	10	10	10	10
B. Labor market regulations	4.12	4.2	4.58	6.48	6.77	6.79	6.79
(i) Hiring regulations and minimum wage			4.01	3.9	5.57	5.57	5.57
(ii) Hiring and firing regulations		2.62	2.1	3.26	3.03	3.33	3.33
(iii) Centralized collective bargaining	4.49	4.49	3.68	3.7	4	3.82	3.82
(iv) Hours regulations	6.86	6.69	4.84	8	8	8	8
(v) Mandated cost of worker dismissal			9.81	10	10	10	10
(vi) Conscription	1	3	3	10	10	10	10
C. Business regulations			7.1	6.51	6.69	6.8	6.65
(i) Administrative requirements			6.85	1.81	1.6	1.76	1.76
(ii) Bureaucracy costs			6.05	7.12	7.11	7.11	6.22
(iii) Starting a business			9.32	9.58	9.65	9.5	9.5
(iv) Impartial public administration	6.41	6.79	7.29	7.29	7.29	7.29	7.29
(v) Licensing restrictions				6.46	7.2	7.82	7.82
(vi) Cost of tax compliance			5.96	6.81	7.31	7.33	7.33

Jamaica

	1980	1990	2000	2010	2015	2019	2020
	Rating (Rank)	Rating (Rank)	Rating (Rank)	Rating (Rank)	Rating (Rank)	Rating (Rank)	Rating (Rank)
Summary Ratings (Rank)	4.78 (73)	5.77 (50)	7.44 (32)	7.25 (57)	7.77 (32)	7.61 (46)	7.38 (45)
	Rating (Data)	Rating (Data)	Rating (Data)	Rating (Data)	Rating (Data)	Rating (Data)	Rating (Data)
1. Size of Government	2.78	7.57	7.61	7.87	8.21	8.22	8.12
A. Government consumption	4.68 (24.08)	6.35 (18.4)	6.09 (19.3)	6.73 (17.11)	7.48 (14.56)	7.35 (15.01)	7.31 (15.13)
B. Transfers and subsidies		9.59 (2)	10 (0)	9.76 (1.39)	8.38 (6.45)	8.38 (6.45)	8.38 (6.45)
C. Government investment		9.57 (16.52)			10 (8.61)	10 (12.39)	10 (10.32)
D. Top marginal tax rate	0	6	8	7	7	6.5	6.5
(i) Top marginal income tax rate	0 (80)	7 (33)	9 (25)	8 (35)	9 (25)	8 (30)	8 (30)
(ii) Top marginal income and payroll tax rate		5 (37)	7 (31)	6 (44)	5 (39)	5 (40)	5 (40)
E. State ownership of assets	3.66	6.35	6.35	7.98	8.21	8.85	8.43
2. Legal System and Property Rights	6.91	5.37	5.22	5.52	5.9	5.75	5.88
A. Judicial independence	7.21	7.21	6.69	6.64	6.99	6.71	6.72
B. Impartial courts	7.71	6.28	5.87	5.48	5.65	5.82	5.74
C. Protection of property rights		4.1	4.1	5.52	6.18	5.74	5.74
D. Military interference in rule of law and politics	10	10	10	9.93	10	8.33	8.33
E. Integrity of the legal system	4.44	4.44	4.54	4.54	5.15	4.6	5.66
F. Legal enforcement of contracts		3.44	5.72	3.75	3.55	3.27	3.27
G. Regulatory restrictions on sale of real property		4.49	4.49	6.84	6.44	8.72	8.72
H. Reliability of police			2.97	4.23	4.65	4.25	4.25
<i>Gender Legal Rights Adjustment</i>	0.88	0.88	0.88	0.88	0.94	0.94	0.94
3. Sound Money	5.28	4.78	8.83	8.06	9.26	9.28	9.07
A. Money growth	6.9 (15.49)	7.07 (14.67)	9.08 (4.61)	8.53 (7.34)	8.19 (9.07)	8.43 (7.86)	8 (9.98)
B. Standard deviation of inflation	7.88 (5.29)	8.2 (4.49)	7.9 (5.26)	6.24 (9.4)	9.6 (1.01)	9.46 (1.35)	9.34 (1.64)
C. Inflation: most recent year	6.33 (18.34)	3.86 (30.69)	8.37 (8.17)	7.48 (12.61)	9.26 (3.68)	9.22 (3.91)	8.95 (5.23)
D. Freedom to own foreign currency bank accounts	0	0	10	10	10	10	10
4. Freedom to Trade Internationally	3.29	4.34	8.08	7.29	7.38	6.63	5.8
A. Tariffs	8.05	6.6	7.28	7.5	7.16	5.37	5.37
(i) Revenue from trade taxes (% of trade sector)	9.4 (0.9)		8.49 (2.27)	8.25 (2.63)	7.67 (3.5)	2.35 (11.48)	2.35 (11.48)
(ii) Mean tariff rate	6.7 (16.5)	6.6 (17)	7.88 (10.6)	8.5 (7.5)	8.3 (8.5)	8.28 (8.6)	8.28 (8.6)
(iii) Standard deviation of tariff rates			5.48 (11.3)	5.74 (10.65)	5.51 (11.22)	5.49 (11.27)	5.49 (11.27)
B. Regulatory trade barriers			6.2	6.51	6.18	5.91	5.91
(i) Non-tariff trade barriers			5.73	6	6.9	6.13	6.13
(ii) Compliance cost of importing and exporting			6.67	7.03	5.45	5.7	5.7
C. Black-market exchange rates	0	4.6	10	10	10	10	10
D. Controls of the movement of capital and people	1.83	1.83	8.85	5.15	6.18	5.24	1.9
(i) Financial openness	1.66	1.66	10	7.6	6.99	4.17	4.17
(ii) Capital controls	2	2	7.69	0	1.54	1.54	1.54
(iii) Freedom of foreigners to visit				7.85	10	10	0
5. Regulation	5.63	6.79	7.46	7.49	8.11	8.17	8.03
A. Credit market regulations	5.06	8.72	8.76	8.23	9.56	9.67	9.21
(i) Ownership of banks		10	10	10	10	10	10
(ii) Private sector credit	6.13	8.17	7.27	5.7	9.68	10	8.63
(iii) Interest rate controls / negative real interest rates	4	8	9	9	9	9	9
B. Labor market regulations			6.68	7.81	7.86	7.86	7.86
(i) Hiring regulations and minimum wage			3.98	8.9	8.9	8.9	8.9
(ii) Hiring and firing regulations			4.77	4.86	4.7	4.72	4.72
(iii) Centralized collective bargaining			7.07	6.52	6.99	6.97	6.97
(iv) Hours regulations			10	10	10	10	10
(v) Mandated cost of worker dismissal			4.25	6.55	6.55	6.55	6.55
(vi) Conscription	10	10	10	10	10	10	10
C. Business regulations			6.94	6.43	6.92	7	7.04
(i) Administrative requirements			6.83	2.68	3.57	3.72	3.72
(ii) Bureaucracy costs			6.88	5.91	5.11	6.00	6.00
(iii) Starting a business			8.85	9.7	9.63	9.86	9.86
(iv) Impartial public administration	4.93	6.76	6.76	6.76	7.4	6.81	7.04
(v) Licensing restrictions				8.14	8.81	8.63	8.63
(vi) Cost of tax compliance			5.36	5.36	7.00	7.00	7.00

Japan

	1980	1990	2000	2010	2015	2019	2020
	Rating (Rank)	Rating (Rank)	Rating (Rank)	Rating (Rank)	Rating (Rank)	Rating (Rank)	Rating (Rank)
Summary Ratings (Rank)	7.45 (9)	8.11 (8)	8.06 (14)	7.85 (16)	7.92 (21)	7.97 (19)	7.82 (12)
	Rating (Data)	Rating (Data)	Rating (Data)	Rating (Data)	Rating (Data)	Rating (Data)	Rating (Data)
1. Size of Government	5.44	6.53	6.43	6.01	5.67	5.75	5.65
A. Government consumption	7.56 (14.29)	7.8 (13.47)	5.04 (22.85)	4.26 (25.5)	4.17 (25.83)	3.94 (26.62)	3.44 (28.31)
B. Transfers and subsidies	7.63 (9.2)	7 (11.5)	6.81 (12.2)	3.95 (22.72)	4.13 (22.06)	4.12 (22.07)	4.12 (22.07)
C. Government investment	3.94 (36.21)	7.41 (24.05)	6.32 (27.87)	7.46 (23.89)	7.7 (23.05)	8.31 (20.91)	8.31 (20.91)
D. Top marginal tax rate	0	1.5	5	5	3	3	3
(i) Top marginal income tax rate	0 (75)	2 (65)	5 (50)	5 (50)	3 (56)	3 (56)	3 (56)
(ii) Top marginal income and payroll tax rate		1 (69)	5 (50)	5 (50)	3 (56)	3 (56)	3 (56)
E. State ownership of assets	8.07	8.95	8.95	9.37	9.37	9.37	9.37
2. Legal System and Property Rights	7.91	7.73	7.88	7.58	7.71	7.67	7.71
A. Judicial independence	7.59	7.85	7.75	7.71	7.82	7.88	7.84
B. Impartial courts	8.3	7.7	8	7.64	7.97	7.9	7.82
C. Protection of property rights		6.83	7.55	7.81	8.62	8.69	8.69
D. Military interference in rule of law and politics	10	10	10	8.33	8.33	8.33	8.33
E. Integrity of the legal system	8.11	8.11	8.18	8.11	8.11	8.11	8.63
F. Legal enforcement of contracts	6.75	6.94	7.44	6.9	6.29	5.54	5.54
G. Regulatory restrictions on sale of real property		8.29	8.29	7.86	7.85	8.01	8.01
H. Reliability of police			7.79	8.1	8.55	8.72	8.72
<i>Gender Legal Rights Adjustment</i>	0.94	0.94	0.94	0.94	0.94	0.94	0.94
3. Sound Money	8.01	9.64	9.8	9.9	9.68	9.81	9.82
A. Money growth	8.86 (5.68)	9.32 (3.4)	9.7 (1.49)	9.99 (0.03)	9.59 (2.03)	9.69 (1.53)	9.48 (2.6)
B. Standard deviation of inflation	9.28 (1.8)	9.66 (0.84)	9.65 (0.89)	9.76 (0.61)	9.3 (1.76)	9.64 (0.91)	9.82 (0.45)
C. Inflation: most recent year	8.91 (5.44)	9.58 (2.12)	9.86 (-0.71)	9.86 (-0.72)	9.84 (0.79)	9.9 (0.48)	10 (-0.03)
D. Freedom to own foreign currency bank accounts	5	10	10	10	10	10	10
4. Freedom to Trade Internationally	7.95	9.08	8.68	7.72	8.32	8.32	7.78
A. Tariffs	8.75	8.23	8.43	7.14	7.71	7.33	7.47
(i) Revenue from trade taxes (% of trade sector)	9.4 (0.9)	9.4 (0.9)	9 (1.5)	9.63 (0.56)	9.63 (0.55)	9.67 (0.49)	9.67 (0.49)
(ii) Mean tariff rate	8.1 (9.5)	8.62 (6.9)	9.1 (4.5)	9.12 (4.4)	9.2 (4)	9.08 (4.6)	9.12 (4.4)
(iii) Standard deviation of tariff rates		6.68 (8.3)	7.2 (7)	2.66 (18.35)	4.3 (14.24)	3.23 (16.93)	3.63 (15.93)
B. Regulatory trade barriers			7.46	6.9	7.06	7.49	7.49
(i) Non-tariff trade barriers			5.42	5.16	5.3	6.26	6.26
(ii) Compliance cost of importing and exporting			9.5	8.64	8.82	8.73	8.73
C. Black-market exchange rates	10	10	10	10	10	10	10
D. Controls of the movement of capital and people	5.1	9	8.85	6.86	8.51	8.44	6.15
(i) Financial openness	8.2	10	10	10	10	10	10
(ii) Capital controls	2	8	7.69	3.85	8.46	8.46	8.46
(iii) Freedom of foreigners to visit				6.75	7.08	6.86	0
5. Regulation	7.92	7.59	7.52	8.01	8.22	8.34	8.12
A. Credit market regulations	7.82	7.97	7.68	8.38	8.64	8.69	8.05
(i) Ownership of banks	5	5	5	8	8	8	8
(ii) Private sector credit	8.45	8.91	8.05	7.13	7.93	8.08	6.16
(iii) Interest rate controls / negative real interest rates	10	10	10	10	10	10	10
B. Labor market regulations	8.03	7.2	7.01	8.3	8.15	8.17	8.17
(i) Hiring regulations and minimum wage			3.99	8.9	8.9	8.9	8.9
(ii) Hiring and firing regulations		4.82	4.18	2.97	3.71	4.17	4.17
(iii) Centralized collective bargaining	7.93	7.93	7.4	7.96	8.29	7.92	7.92
(iv) Hours regulations	6.16	6.07	6.85	10	8	8	8
(v) Mandated cost of worker dismissal			9.63	10	10	10	10
(vi) Conscription	10	10	10	10	10	10	10
C. Business regulations			7.88	7.36	7.86	8.15	8.15
(i) Administrative requirements			6.5	3.66	4.34	5.01	5.01
(ii) Bureaucracy costs			9.13	8.64	9.33	8.44	8.44
(iii) Starting a business			8.65	9.18	9.56	9.56	9.56
(iv) Impartial public administration	8.64	8.64	8.64	8.64	8.18	8.18	8.18
(v) Licensing restrictions				7.72	7.71	9.15	9.15
(vi) Cost of tax compliance			6.47	6.3	8.04	8.56	8.56

Jordan

	1980	1990	2000	2010	2015	2019	2020
	Rating (Rank)	Rating (Rank)	Rating (Rank)	Rating (Rank)	Rating (Rank)	Rating (Rank)	Rating (Rank)
Summary Ratings (Rank)	5.52 (43)	5.35 (67)	7.17 (38)	7.45 (45)	7.49 (49)	7.51 (53)	7.37 (46)
	Rating (Data)	Rating (Data)	Rating (Data)	Rating (Data)	Rating (Data)	Rating (Data)	Rating (Data)
1. Size of Government	4.71	5.55	7.53	7.87	7.56	7.40	7.38
A. Government consumption	3.89 (26.78)	4.37 (25.14)	4.75 (23.84)	6.19 (18.94)	6.39 (18.29)	6.8 (16.89)	6.65 (17.39)
B. Transfers and subsidies	8.42 (6.3)	9.13 (3.7)	9.56 (2.13)	8.35 (6.55)	8.37 (6.5)	8.29 (6.79)	8.29 (6.79)
C. Government investment	0.38 (48.66)	3.11 (39.13)	7.79 (22.73)	9.61 (16.38)	8.97 (18.59)	6.04 (28.85)	7.12 (25.07)
D. Top marginal tax rate		5	8	7.5	7.5	8	7
(i) Top marginal income tax rate		5 (45)	8 (30)	10 (14)	10 (20)	9 (30)	9 (31)
(ii) Top marginal income and payroll tax rate				5 (40)	5 (36)	7 (45)	5 (46)
E. State ownership of assets	6.17	6.17	7.53	7.71	6.58	7.86	7.86
2. Legal System and Property Rights	3.52	3.38	4.33	4.26	4.23	4.3	4.49
A. Judicial independence	4.56	5.18	5.78	5.01	5.53	5.98	5.67
B. Impartial courts	6.62	6.23	6.56	5.75	6.07	5.98	5.85
C. Protection of property rights		4.33	6.05	6.98	6.67	6.69	6.69
D. Military interference in rule of law and politics	5	5	8.33	8.33	7.5	5.83	5.83
E. Integrity of the legal system	4.61	4.59	6.13	6	5.94	5.85	6.39
F. Legal enforcement of contracts		3.38	3.81	3.56	3.38	3.73	3.73
G. Regulatory restrictions on sale of real property		6.32	6.32	7.14	6.64	6.72	6.72
H. Reliability of police			8.27	7.64	8.32	7.98	7.98
<i>Gender Legal Rights Adjustment</i>	0.35	0.35	0.35	0.35	0.35	0.41	0.47
3. Sound Money	7.14	6.14	9.59	8.85	9.77	9.9	9.88
A. Money growth		8.1 (9.5)	9.52 (2.41)	8.35 (8.25)	9.92 (-0.39)	9.95 (-0.25)	9.91 (0.44)
B. Standard deviation of inflation	6.64 (8.4)	6.74 (8.14)	8.97 (2.57)	8.04 (4.89)	9.34 (1.64)	9.82 (0.45)	9.66 (0.85)
C. Inflation: most recent year	9.78 (1.1)	9.71 (-1.45)	9.87 (0.67)	9 (5.01)	9.83 (-0.87)	9.85 (0.76)	9.93 (0.33)
D. Freedom to own foreign currency bank accounts	5	0	10	10	10	10	10
4. Freedom to Trade Internationally	6.12	4.75	7.37	8.2	7.98	8.02	7.18
A. Tariffs	5.27	4.63	4.35	6.95	7.05	7.08	7.07
(i) Revenue from trade taxes (% of trade sector)	5.27 (7.1)	6.67 (5)	6.98 (4.53)	9.13 (1.3)	9.15 (1.27)	9.33 (1.01)	9.33 (1.01)
(ii) Mean tariff rate			5.2 (24)	8 (10)	8 (10)	7.98 (10.1)	7.98 (10.1)
(iii) Standard deviation of tariff rates		2.6 (18.5)	0.88 (22.8)	3.72 (15.7)	4 (15)	3.94 (15.15)	3.9 (15.25)
B. Regulatory trade barriers			6.59	6.87	6.15	6.27	6.27
(i) Non-tariff trade barriers			5.35	5.61	5.11	5.82	5.82
(ii) Compliance cost of importing and exporting			7.83	8.14	7.2	6.73	6.73
C. Black-market exchange rates	10	7.8	10	10	10	10	10
D. Controls of the movement of capital and people	3.08	1.83	8.54	8.97	8.72	8.72	5.38
(i) Financial openness	4.16	1.66	9.4	10	10	10	10
(ii) Capital controls	2	2	7.69	6.92	6.15	6.15	6.15
(iii) Freedom of foreigners to visit				10	10	10	0
5. Regulation	6.12	6.93	7.02	8.05	7.88	7.9	7.91
A. Credit market regulations	7.01	5.8	8.03	8.9	8.83	8.73	8.73
(i) Ownership of banks	5	5	5	10	10	10	10
(ii) Private sector credit	9.02	8.39	9.1	6.7	6.5	6.2	6.2
(iii) Interest rate controls / negative real interest rates		4	10	10	10	10	10
B. Labor market regulations		8.07	7.02	8.41	7.9	7.74	7.74
(i) Hiring regulations and minimum wage			3.75	8.9	8.9	7.77	7.77
(ii) Hiring and firing regulations		6.27	4.45	4.11	5.53	5.48	5.48
(iii) Centralized collective bargaining	7.93	7.93	7.8	7.44	6.98	7.19	7.19
(iv) Hours regulations			6.51	10	6	6	6
(v) Mandated cost of worker dismissal			9.63	10	10	10	10
(vi) Conscription	10	10	10	10	10	10	10
C. Business regulations			6.01	6.83	6.92	7.23	7.27
(i) Administrative requirements			7.55	3.79	4.56	4.64	4.64
(ii) Bureaucracy costs			4.6	5.3	4.22	5.56	5.78
(iii) Starting a business			4.79	9.47	9.36	9.35	9.35
(iv) Impartial public administration	4.25	4.25	4.25	4.9	5.12	5.12	5.12
(v) Licensing restrictions				8.81	9.87	9.82	9.82
(vi) Cost of tax compliance			8.87	8.70	8.37	8.92	8.92

Kazakhstan

	1980	1990	2000	2010	2015	2019	2020
	Rating (Rank)	Rating (Rank)	Rating (Rank)	Rating (Rank)	Rating (Rank)	Rating (Rank)	Rating (Rank)
Summary Ratings (Rank)				6.79 (84)	7.2 (67)	7.6 (49)	7.35 (49)
	Rating (Data)	Rating (Data)	Rating (Data)	Rating (Data)	Rating (Data)	Rating (Data)	Rating (Data)
1. Size of Government			8.07	7.69	7.82	7.96	7.69
A. Government consumption				6.48 (17.97)	6.53 (17.8)	7.37 (14.94)	6.06 (19.4)
B. Transfers and subsidies				8.89 (4.59)	8.55 (5.82)	8.1 (7.48)	8.1 (7.48)
C. Government investment			10 (7.84)	7.93 (22.24)	9.42 (17.04)	10 (11.37)	10 (11.37)
D. Top marginal tax rate				9	9	9	9
(i) Top marginal income tax rate				10 (10)	10 (10)	10 (10)	10 (10)
(ii) Top marginal income and payroll tax rate				8 (30)	8 (30)	8 (29)	8 (30)
E. State ownership of assets		5.31	6.14	6.14	5.58	5.31	5.3
2. Legal System and Property Rights	4.33	4.99	5.01	5.13	5.66	5.58	5.62
A. Judicial independence	3.83	3.83	3.47	3.42	4.2	4.24	4.25
B. Impartial courts	5.99	4.79	3.87	3.85	4.38	4.11	4.17
C. Protection of property rights			4.29	4.31	5.61	5.64	5.64
D. Military interference in rule of law and politics		8.33	8.33	8.33	8.33	8.33	8.33
E. Integrity of the legal system	4.16	5.41	5.44	5.43	4.86	4.92	5.19
F. Legal enforcement of contracts	5	5	5.34	5.22	5.67	5.04	5.04
G. Regulatory restrictions on sale of real property			8.62	9.21	9.9	9.91	9.91
H. Reliability of police			4.56	3.84	5.13	5.24	5.24
<i>Gender Legal Rights Adjustment</i>	0.82	0.82	0.82	0.88	0.88	0.88	0.88
3. Sound Money				8.38	8.69	9.28	9.23
A. Money growth			0 (90.38)	7.73 (11.33)	8.5 (7.49)	9.86 (0.71)	9.61 (1.95)
B. Standard deviation of inflation				7.2 (7)	7.58 (6.05)	8.31 (4.23)	8.64 (3.39)
C. Inflation: most recent year				8.58 (7.12)	8.67 (6.65)	8.95 (5.24)	8.65 (6.75)
D. Freedom to own foreign currency bank accounts				10	10	10	10
4. Freedom to Trade Internationally				5.26	6.09	7.2	6.52
A. Tariffs			9.56	6.7	7.19	7.8	7.69
(i) Revenue from trade taxes (% of trade sector)			9.56 (0.66)	6.46 (5.31)	6.59 (5.11)	7.03 (4.45)	7.03 (4.45)
(ii) Mean tariff rate				8.16 (9.2)	8.44 (7.8)	8.78 (6.1)	8.78 (6.1)
(iii) Standard deviation of tariff rates				5.47 (11.32)	6.54 (8.66)	7.58 (6.04)	7.27 (6.83)
B. Regulatory trade barriers				3.04	5.28	5.34	5.34
(i) Non-tariff trade barriers				4.94	5.68	5.8	5.8
(ii) Compliance cost of importing and exporting				1.13	4.88	4.89	4.89
C. Black-market exchange rates				10	10	10	10
D. Controls of the movement of capital and people			1.66	1.32	1.87	5.67	3.02
(i) Financial openness			1.66	1.66	1.66	2.24	2.24
(ii) Capital controls				2.31	2.31	6.92	5.38
(iii) Freedom of foreigners to visit				0	1.66	7.85	1.45
5. Regulation				7.5	7.77	7.96	7.69
A. Credit market regulations				8.92	8.6	9.26	8.45
(i) Ownership of banks				8	8	8	8
(ii) Private sector credit			10	8.76	7.8	9.79	7.34
(iii) Interest rate controls / negative real interest rates				10	10	10	10
B. Labor market regulations				7.08	7.53	7.56	7.56
(i) Hiring regulations and minimum wage				10	10	10	10
(ii) Hiring and firing regulations				5.7	5.59	5.27	5.27
(iii) Centralized collective bargaining				7.53	7.33	7.85	7.85
(iv) Hours regulations				10	10	10	10
(v) Mandated cost of worker dismissal				9.25	9.25	9.25	9.25
(vi) Conscription				0	3	3	3
C. Business regulations				6.51	7.18	7.05	7.07
(i) Administrative requirements				3.85	4.72	4.94	4.94
(ii) Bureaucracy costs				6.52	7.11	6.22	6
(iii) Starting a business				9.38	9.71	9.84	9.84
(iv) Impartial public administration		3.1	3.92	3.75	3.75	4.17	4.46
(v) Licensing restrictions				7.67	9.81	9.24	9.24
(vi) Cost of tax compliance				7.89	8.00	7.92	7.92

Kenya

	1980	1990	2000	2010	2015	2019	2020
	Rating (Rank)	Rating (Rank)	Rating (Rank)	Rating (Rank)	Rating (Rank)	Rating (Rank)	Rating (Rank)
Summary Ratings (Rank)	4.69 (76)	5.22 (72)	6.63 (67)	7.14 (62)	7.15 (70)	7 (85)	6.96 (78)
	Rating (Data)	Rating (Data)	Rating (Data)	Rating (Data)	Rating (Data)	Rating (Data)	Rating (Data)
1. Size of Government	3.86	4.92	5.96	7.71	7.67	7.08	7.26
A. Government consumption	4.65 (24.2)	4.96 (23.14)	6.15 (19.1)	7.21 (15.5)	7.26 (15.3)	7.75 (13.66)	7.52 (14.44)
B. Transfers and subsidies	9.51 (2.3)	9.37 (2.8)	9.21 (3.4)	9.79 (1.27)	9.81 (1.18)	9.57 (2.06)	9.71 (1.58)
C. Government investment	0 (55.11)	0.81 (47.15)	0 (55.32)	5.88 (29.42)	5.62 (30.33)	2.27 (42.06)	2.27 (42.06)
D. Top marginal tax rate	1	3	7	8	8	8	9
(i) Top marginal income tax rate	1 (65)	3 (50)	7 (32)	8 (30)	8 (30)	8 (30)	9 (25)
(ii) Top marginal income and payroll tax rate		3 (50)	7 (32)	8 (30)	8 (30)	8 (30)	9 (25)
E. State ownership of assets	4.14	6.43	7.44	7.66	7.66	7.83	7.83
2. Legal System and Property Rights	3.75	4.42	4.01	4.79	5	4.96	4.99
A. Judicial independence	4.54	4.5	4.16	4.83	5.37	5.24	5.35
B. Impartial courts	2.82	3.42	3.17	4.55	5.12	4.54	4.25
C. Protection of property rights			3.58	4.05	4.96	4.97	4.97
D. Military interference in rule of law and politics	5	5	5	6.67	6.67	5.83	5.83
E. Integrity of the legal system	4.66	4.32	3.58	4.42	4.31	5.08	5.46
F. Legal enforcement of contracts		4.88	5.07	5.17	4.42	4.42	4.42
G. Regulatory restrictions on sale of real property		7.95	7.95	7.38	6.84	7.24	7.24
H. Reliability of police			3.85	3.68	4.77	4.86	4.86
<i>Gender Legal Rights Adjustment</i>	0.76	0.76	0.76	0.88	0.88	0.88	0.88
3. Sound Money	5.97	6.62	8.85	8.85	8.91	9.4	9.31
A. Money growth	8.27 (8.65)	8.69 (6.55)	8.97 (5.14)	7.79 (11.03)	8.02 (9.92)	9.81 (0.96)	9.34 (3.28)
B. Standard deviation of inflation	7.53 (6.18)	9.44 (1.39)	8.44 (3.89)	8.38 (4.05)	8.93 (2.68)	8.84 (2.9)	8.99 (2.53)
C. Inflation: most recent year	8.09 (9.55)	8.35 (8.23)	8 (9.98)	9.21 (3.96)	8.68 (6.58)	8.96 (5.2)	8.92 (5.41)
D. Freedom to own foreign currency bank accounts	0	0	10	10	10	10	10
4. Freedom to Trade Internationally	4.26	4.15	7.24	6.92	6.72	6.64	6.29
A. Tariffs	3.94	2.81	5.79	6.87	6.74	6.33	6.23
(i) Revenue from trade taxes (% of trade sector)	5.93 (6.1)	5.8 (6.3)	6.31 (5.54)	7.8 (3.3)	7.6 (3.6)	6.86 (4.71)	6.57 (5.14)
(ii) Mean tariff rate	1.94 (40.3)	1.26 (43.7)	6.14 (19.3)	7.5 (12.5)	7.42 (12.9)	7.32 (13.4)	7.3 (13.5)
(iii) Standard deviation of tariff rates		1.36 (21.6)	4.92 (12.7)	5.3 (11.75)	5.2 (12)	4.8 (13)	4.82 (12.96)
B. Regulatory trade barriers			7	6	5.26	5.33	5.33
(i) Non-tariff trade barriers				5.52	5.29	5.17	5.17
(ii) Compliance cost of importing and exporting			7	6.49	5.22	5.49	5.49
C. Black-market exchange rates	8	8.8	10	10	10	10	10
D. Controls of the movement of capital and people	0.83	0.83	6.19	4.79	4.87	4.91	3.62
(i) Financial openness	1.66	1.66	6.99	6.99	6.99	7	7
(ii) Capital controls	0	0	5.38	3.85	3.85	3.85	3.85
(iii) Freedom of foreigners to visit				3.54	3.76	3.87	0
5. Regulation	5.64	5.99	7.08	7.42	7.46	6.92	6.92
A. Credit market regulations	6.17	7.33	8	8.48	8.04	6.76	6.76
(i) Ownership of banks	2	5	5	10	10	10	10
(ii) Private sector credit	8.52	6.99	10	6.44	4.12	0.29	0.29
(iii) Interest rate controls / negative real interest rates	8	10	9	9	10	10	10
B. Labor market regulations			7.6	7.57	7.77	7.13	7.13
(i) Hiring regulations and minimum wage			7.8	7.77	6.67	6.67	6.67
(ii) Hiring and firing regulations			5.83	6.69	5.11	5.16	5.16
(iii) Centralized collective bargaining			6.33	6.65	7.2	6.64	6.64
(iv) Hours regulations			10	8	8	8	8
(v) Mandated cost of worker dismissal			5.64	6.3	9.63	6.3	6.3
(vi) Conscription	10	10	10	10	10	10	10
C. Business regulations			5.63	6.21	6.59	6.86	6.88
(i) Administrative requirements				3.37	4.81	4.78	4.78
(ii) Bureaucracy costs				4.7	3.33	4.22	4.22
(iii) Starting a business			7.93	8.55	9.07	9.03	9.03
(iv) Impartial public administration	2.9	2.91	3.14	6.44	6.19	6.82	6.95
(v) Licensing restrictions				8.59	8.3	8.32	8.32
(vi) Cost of tax compliance			5.83	5.59	7.81	7.99	7.99

Korea, Republic

	1980	1990	2000	2010	2015	2019	2020
Summary Ratings (Rank)	Rating (Rank) 5.22 (58)	Rating (Rank) 6.53 (31)	Rating (Rank) 6.9 (54)	Rating (Rank) 7.6 (31)	Rating (Rank) 7.66 (41)	Rating (Rank) 7.62 (44)	Rating (Rank) 7.42 (43)
	Rating (Data)	Rating (Data)	Rating (Data)	Rating (Data)	Rating (Data)	Rating (Data)	Rating (Data)
1. Size of Government	6.42	7.11	7.2	7.28	6.93	6.43	6.34
A. Government consumption	7.29 (15.23)	7.1 (15.87)	6.37 (18.33)	5.13 (22.56)	4.9 (23.34)	4.09 (26.11)	3.53 (28.01)
B. Transfers and subsidies	9.59 (2)	9.35 (2.9)	7.68 (9.01)	8.28 (6.83)	7.04 (11.38)	6.45 (13.52)	6.45 (13.52)
C. Government investment	8.1 (21.66)	10 (14.15)	9.36 (17.24)	9.4 (17.11)	10 (14.71)	9.41 (17.06)	9.49 (16.79)
D. Top marginal tax rate	0	1.5	5	6	5.5	5	5
(i) Top marginal income tax rate	0 (89)	2 (64)	5 (44)	6 (39)	6 (42)	5 (46)	5 (46)
(ii) Top marginal income and payroll tax rate		1 (66)	5 (44)	6 (39)	5 (46)	5 (46)	5 (46)
E. State ownership of assets	7.13	7.61	7.59	7.59	7.22	7.22	7.22
2. Legal System and Property Rights	4.11	5.83	6.15	6.33	6.5	6.6	6.65
A. Judicial independence	4.56	6.18	6.27	6.12	5.93	6.04	6.06
B. Impartial courts	6.69	6.56	6.53	6.23	6.52	6.84	6.74
C. Protection of property rights		4.26	5	5.92	6.45	6.69	6.69
D. Military interference in rule of law and politics	3.33	8.19	8.33	6.67	6.67	6.67	6.67
E. Integrity of the legal system	4.65	4.99	6.85	7.59	7.4	7.54	8.04
F. Legal enforcement of contracts	5.75	6.8	6.68	6.68	6.88	6.88	6.88
G. Regulatory restrictions on sale of real property		7.79	7.79	8.12	8.22	8.22	8.22
H. Reliability of police			6.49	6.49	7.17	7.24	7.24
<i>Gender Legal Rights Adjustment</i>	0.65	0.82	0.82	0.88	0.88	0.88	0.88
3. Sound Money	5.05	6.45	7.7	9.49	9.78	9.7	9.65
A. Money growth	6.4 (18.02)	8.57 (7.14)	7.37 (13.16)	9.22 (3.89)	9.54 (2.32)	9.44 (2.82)	9.24 (3.8)
B. Standard deviation of inflation	8.79 (3.02)	9.22 (1.94)	8.87 (2.83)	9.32 (1.69)	9.73 (0.68)	9.44 (1.41)	9.48 (1.29)
C. Inflation: most recent year	5.03 (24.87)	8.02 (9.91)	9.55 (2.27)	9.41 (2.93)	9.86 (0.71)	9.92 (0.38)	9.89 (0.54)
D. Freedom to own foreign currency bank accounts	0	0	5	10	10	10	10
4. Freedom to Trade Internationally	5.49	7.28	6.84	7.63	7.69	7.99	7.16
A. Tariffs	6.59	7.46	8.35	5.64	5.6	5.64	5.64
(i) Revenue from trade taxes (% of trade sector)	7.27 (4.1)	7.73 (3.4)	9.15 (1.28)	9.35 (0.97)	9.57 (0.65)	9.65 (0.53)	9.65 (0.53)
(ii) Mean tariff rate	5.92 (20.4)	7.34 (13.3)	8.26 (8.7)	7.58 (12.1)	7.22 (13.9)	7.28 (13.6)	7.28 (13.6)
(iii) Standard deviation of tariff rates		7.32 (6.7)	7.64 (5.9)	0 (49.25)	0 (56.3)	0 (56.71)	0 (56.71)
B. Regulatory trade barriers			6.93	6.98	7.4	7.6	7.6
(i) Non-tariff trade barriers			5.18	4.82	5.21	5.63	5.63
(ii) Compliance cost of importing and exporting			8.67	9.14	9.59	9.58	9.58
C. Black-market exchange rates	7.8	9.8	10	10	10	10	10
D. Controls of the movement of capital and people	2.08	4.58	2.08	7.89	7.77	8.72	5.38
(i) Financial openness	4.16	4.16	4.16	5.97	7.17	10	10
(ii) Capital controls	0	5	0	7.69	6.15	6.15	6.15
(iii) Freedom of foreigners to visit				10	10	10	0
5. Regulation	5	5.96	6.59	7.3	7.4	7.39	7.32
A. Credit market regulations	6.13	8.33	8.33	9.33	9.32	9.33	9.13
(i) Ownership of banks	5	5	5	8	8	8	8
(ii) Private sector credit	9.4	10	10	10	9.95	10	9.39
(iii) Interest rate controls / negative real interest rates	4	10	10	10	10	10	10
B. Labor market regulations		3.59	3.76	4.68	4.74	4.77	4.77
(i) Hiring regulations and minimum wage			4.14	6.67	5.57	5.57	5.57
(ii) Hiring and firing regulations		3.53	4.7	3.76	3.75	4.24	4.24
(iii) Centralized collective bargaining	7.24	7.24	6.17	7.11	6.62	6.31	6.31
(iv) Hours regulations			6.01	8	10	10	10
(v) Mandated cost of worker dismissal			1.56	2.52	2.52	2.52	2.52
(vi) Conscription	0	0	0	0	0	0	0
C. Business regulations			7.68	7.88	8.14	8.06	8.06
(i) Administrative requirements			6.52	2.73	3.32	3.76	3.76
(ii) Bureaucracy costs			7.65	9.24	10	9.11	9.11
(iii) Starting a business			8.2	9.62	9.72	9.59	9.59
(iv) Impartial public administration	4.53	8.38	9.3	8.35	7.92	7.88	7.88
(v) Licensing restrictions				9.86	9.99	9.99	9.99
(vi) Cost of tax compliance			6.75	7.48	7.89	8.05	8.05

Kuwait

	1980	1990	2000	2010	2015	2019	2020
	Rating (Rank)	Rating (Rank)	Rating (Rank)	Rating (Rank)	Rating (Rank)	Rating (Rank)	Rating (Rank)
Summary Ratings (Rank)	4.36 (89)	5.68 (54)	6.75 (62)	6.73 (86)	6.59 (103)	6.74 (97)	6.73 (88)
	Rating (Data)	Rating (Data)	Rating (Data)	Rating (Data)	Rating (Data)	Rating (Data)	Rating (Data)
1. Size of Government	3.10	4.65	5.95	5.59	5.85	5.87	5.93
A. Government consumption	3.95 (26.58)	0 (40.57)	1.41 (35.21)	0.68 (37.7)	0.94 (36.79)	0.62 (37.88)	0.92 (36.88)
B. Transfers and subsidies		7.46 (9.83)	7.08 (11.22)	7.04 (11.35)	6.9 (11.89)	6.9 (11.89)	6.9 (11.89)
C. Government investment	0 (85.59)	5.96 (29.15)	6.05 (28.84)	5.06 (32.3)	6.03 (28.9)	6.46 (27.4)	6.46 (27.4)
D. Top marginal tax rate			10	10	10	10	10
(i) Top marginal income tax rate			10 (0)	10 (0)	10 (0)	10 (0)	10 (0)
(ii) Top marginal income and payroll tax rate			10 (0)	10 (0)	10 (20)	10 (20)	10 (20)
E. State ownership of assets	5.35	5.19	5.19	5.19	5.38	5.38	5.38
2. Legal System and Property Rights	4.45	4.19	4.7	4.98	4.89	4.94	4.98
A. Judicial independence	6.27	6.27	6.53	6.46	6.26	6.17	6.13
B. Impartial courts	6.86	6.72	6.61	6.17	5.96	6.13	6.04
C. Protection of property rights			3.87	5.48	5.73	5.73	5.73
D. Military interference in rule of law and politics	6.67	5	8.33	8.33	8.33	8.33	8.33
E. Integrity of the legal system	5.44	4.21	7.06	7.05	6.21	6.24	6.74
F. Legal enforcement of contracts		5.06	5.06	5.06	5.07	5.07	5.07
G. Regulatory restrictions on sale of real property		8.39	8.39	8.95	8.91	9.51	9.51
H. Reliability of police			7.4	6.66	6.78	6.6	6.6
<i>Gender Legal Rights Adjustment</i>	0.41	0.41	0.41	0.47	0.47	0.47	0.47
3. Sound Money	4.89	6.29	8.03	8.02	7.77	8.23	8.58
A. Money growth	6.02 (19.88)		9.65 (-1.76)	8.9 (5.49)	9.55 (2.25)	9.85 (0.76)	9.58 (2.1)
B. Standard deviation of inflation	2.07 (19.83)	4.55 (13.62)	2.98 (17.55)	4 (15)	2.17 (19.57)	3.3 (16.75)	5.15 (12.12)
C. Inflation: most recent year	1.49 (42.57)	8.03 (9.83)	9.5 (2.51)	9.2 (4.02)	9.35 (3.27)	9.78 (1.09)	9.58 (2.1)
D. Freedom to own foreign currency bank accounts	10		10	10	10	10	10
4. Freedom to Trade Internationally		8.4	8.36	7.87	7.05	7.29	6.76
A. Tariffs		9.2	9.27	8.84	8.78	8.77	8.77
(i) Revenue from trade taxes (% of trade sector)		9.2 (1.2)	9.27 (1.09)	9.53 (0.71)	9.38 (0.93)	9.38 (0.93)	9.38 (0.93)
(ii) Mean tariff rate				9.06 (4.7)	9.06 (4.7)	9.06 (4.7)	9.06 (4.7)
(iii) Standard deviation of tariff rates				7.93 (5.17)	7.89 (5.26)	7.88 (5.31)	7.88 (5.31)
B. Regulatory trade barriers				7.27	4.01	4.65	4.65
(i) Non-tariff trade barriers				6.9	5.26	5.21	5.21
(ii) Compliance cost of importing and exporting				7.64	2.77	4.1	4.1
C. Black-market exchange rates	10	10	10	10	10	10	10
D. Controls of the movement of capital and people	6	6	5.8	5.36	5.42	5.72	3.62
(i) Financial openness	10	10	6.99	6.99	6.99	7	7
(ii) Capital controls	2	2	4.61	5	3.08	3.85	3.85
(iii) Freedom of foreigners to visit				4.09	6.2	6.31	0
5. Regulation	4.99	4.84	6.7	7.19	7.41	7.38	7.38
A. Credit market regulations	7.41	7.5	7.22	8.33	10	10	10
(i) Ownership of banks	5	5	5	10	10	10	10
(ii) Private sector credit	9.83	10	9.67	10	10	10	10
(iii) Interest rate controls / negative real interest rates			7	5	10	10	10
B. Labor market regulations			5.69	7.16	6.69	5.52	5.52
(i) Hiring regulations and minimum wage			10	10	10	10	10
(ii) Hiring and firing regulations				4.83	4.8	5.41	5.41
(iii) Centralized collective bargaining				7.76	6.92	6.35	6.35
(iv) Hours regulations			10	6	4	4	4
(v) Mandated cost of worker dismissal			2.77	4.39	4.39	4.39	4.39
(vi) Conscription	1	0	0	10	10	3	3
C. Business regulations			7.18	6.08	5.53	6.62	6.62
(i) Administrative requirements				2.72	3.15	4.83	4.83
(ii) Bureaucracy costs				3.33	1.33	2.44	2.44
(iii) Starting a business			8.37	8.73	7.97	9.36	9.36
(iv) Impartial public administration	4.14	3.85	4.51	4.45	4.45	4.94	4.94
(v) Licensing restrictions				8.58	7.39	9.23	9.23
(vi) Cost of tax compliance			8.68	8.68	8.90	8.90	8.90

Kyrgyz Republic

	1980	1990	2000	2010	2015	2019	2020
	Rating (Rank)	Rating (Rank)	Rating (Rank)	Rating (Rank)	Rating (Rank)	Rating (Rank)	Rating (Rank)
Summary Ratings (Rank)				6.78 (85)	6.98 (80)	7.17 (77)	6.97 (77)
	Rating (Data)	Rating (Data)	Rating (Data)	Rating (Data)	Rating (Data)	Rating (Data)	Rating (Data)
1. Size of Government				7.66	7.48	7.33	7.23
A. Government consumption				6.34 (18.44)	6.89 (16.56)	6.56 (17.68)	6.16 (19.05)
B. Transfers and subsidies				8.62 (5.57)	7.15 (10.96)	7.15 (10.96)	7.15 (10.96)
C. Government investment							
D. Top marginal tax rate				8.5	8.5	8.5	8.5
(i) Top marginal income tax rate				10 (10)	10 (10)	10 (10)	10 (10)
(ii) Top marginal income and payroll tax rate				7 (31)	7 (32)	7 (32)	7 (32)
E. State ownership of assets		1.12	5.85	7.17	7.36	7.11	7.11
2. Legal System and Property Rights	4.57	4.13	4.12	4.33	4.8	4.91	4.87
A. Judicial independence	4.78	4.53	3.16	3.04	4.32	4.7	4.53
B. Impartial courts	6.46	5.24	3.44	3.1	3.74	4.15	3.56
C. Protection of property rights			3.51	3.03	4.27	4.28	4.28
D. Military interference in rule of law and politics							
E. Integrity of the legal system	3.81	3.81	3.47	4.18	5.28	5.24	5.73
F. Legal enforcement of contracts			6.74	6.74	4.52	4.52	4.52
G. Regulatory restrictions on sale of real property			9.22	9.18	9.87	9.87	9.87
H. Reliability of police			2.11	2.93	3.72	3.75	3.75
<i>Gender Legal Rights Adjustment</i>	0.82	0.82	0.82	0.88	0.88	0.88	0.88
3. Sound Money				8.24	8.43	9.44	8.96
A. Money growth			0 (94.38)	7.34 (13.32)	8.29 (8.54)	8.78 (6.1)	8.13 (9.36)
B. Standard deviation of inflation				7.22 (6.94)	6.74 (8.14)	9.22 (1.95)	8.96 (2.6)
C. Inflation: most recent year				8.41 (7.97)	8.7 (6.5)	9.77 (1.13)	8.74 (6.33)
D. Freedom to own foreign currency bank accounts				10	10	10	10
4. Freedom to Trade Internationally				6.75	7.27	7.12	6.78
A. Tariffs			9.69	8.69	8.27	7.97	8.01
(i) Revenue from trade taxes (% of trade sector)			9.69 (0.47)	9.01 (1.48)	8.65 (2.03)	7.62 (3.57)	7.62 (3.57)
(ii) Mean tariff rate				9.08 (4.6)	8.52 (7.4)	8.68 (6.6)	8.68 (6.6)
(iii) Standard deviation of tariff rates				7.98 (5.06)	7.63 (5.92)	7.6 (6.01)	7.73 (5.68)
B. Regulatory trade barriers				2.49	6.46	5.58	5.58
(i) Non-tariff trade barriers				4.47	4.89	5.1	5.1
(ii) Compliance cost of importing and exporting				0.5	8.02	6.05	6.05
C. Black-market exchange rates				10	10	10	10
D. Controls of the movement of capital and people			8.2	5.82	4.37	4.95	3.52
(i) Financial openness			8.2	8.2	2.83	5.36	5.36
(ii) Capital controls				3.08	1.54	1.54	1.54
(iii) Freedom of foreigners to visit				6.2	8.74	7.97	3.67
5. Regulation				6.91	6.9	7.03	6.99
A. Credit market regulations				7.86	8.36	8.64	8.66
(i) Ownership of banks				8	8	8	8
(ii) Private sector credit			8.05	7.57	9.08	9.93	8.99
(iii) Interest rate controls / negative real interest rates				8	8	8	9
B. Labor market regulations				6.46	5.91	5.91	5.91
(i) Hiring regulations and minimum wage				5	5	5	5
(ii) Hiring and firing regulations				6.55	4.62	4.34	4.34
(iii) Centralized collective bargaining				8.43	7.1	7.39	7.39
(iv) Hours regulations				10	10	10	10
(v) Mandated cost of worker dismissal				7.76	7.76	7.76	7.76
(vi) Conscription				1	1	1	1
C. Business regulations				6.42	6.42	6.52	6.41
(i) Administrative requirements				3.45	4.19	3.92	3.92
(ii) Bureaucracy costs				4.7	2.67	4.22	4
(iii) Starting a business				9.64	9.66	9.67	9.67
(iv) Impartial public administration		7.08	5.03	4.8	5.94	5.59	5.14
(v) Licensing restrictions				8.29	8.6	8.19	8.19
(vi) Cost of tax compliance				7.65	7.48	7.53	7.53

Lao PDR

	1980	1990	2000	2010	2015	2019	2020
	Rating (Rank)	Rating (Rank)	Rating (Rank)	Rating (Rank)	Rating (Rank)	Rating (Rank)	Rating (Rank)
Summary Ratings (Rank)					6.45 (109)	6.65 (105)	6.5 (109)
	Rating (Data)	Rating (Data)	Rating (Data)	Rating (Data)	Rating (Data)	Rating (Data)	Rating (Data)
1. Size of Government			1.57	3.64	7.07	7.21	7.22
A. Government consumption					6.62 (17.5)	6.74 (17.09)	6.78 (16.94)
B. Transfers and subsidies					9.84 (1.1)	9.86 (1.02)	9.86 (1.02)
C. Government investment			0 (53.29)	4.14 (35.5)	6.82 (26.12)	7.38 (24.16)	7.38 (24.16)
D. Top marginal tax rate					9	9	9
(i) Top marginal income tax rate					9 (24)	9 (24)	9 (25)
(ii) Top marginal income and payroll tax rate					9 (24)	9 (24)	9 (25)
E. State ownership of assets	1.08	2.31	3.13	3.13	3.08	3.08	3.08
2. Legal System and Property Rights	3.3	3.23	5.43	5.79	5.14	4.76	4.86
A. Judicial independence	5.15	5.31	5.05	5.07	5.14	5.29	5.14
B. Impartial courts	4.51	3.82	3.57	4.08	4.29	4.05	3.88
C. Protection of property rights			4.89	4.3	4.46	4.59	4.59
D. Military interference in rule of law and politics			8.33	8.3			
E. Integrity of the legal system	2.36	2.22	5.39	5.35	2.46	2.52	3.49
F. Legal enforcement of contracts			6.73	5.21	5.21	3.08	3.08
G. Regulatory restrictions on sale of real property			8.55	8.64	8.67	8.45	8.45
H. Reliability of police			5.1	5.38	5.72	5.37	5.37
<i>Gender Legal Rights Adjustment</i>	0.65	0.71	0.82	1	1	1	1
3. Sound Money					7.41	7.53	7.45
A. Money growth			0 (95.38)	6.35 (18.24)	6.35 (18.24)	6.35 (18.24)	6.35 (18.24)
B. Standard deviation of inflation					8.53 (3.66)	9.44 (1.4)	9.48 (1.29)
C. Inflation: most recent year					9.74 (1.28)	9.34 (3.32)	8.98 (5.1)
D. Freedom to own foreign currency bank accounts					5	5	5
4. Freedom to Trade Internationally					6.47	7.25	6.42
A. Tariffs					7.85	8.14	8.14
(i) Revenue from trade taxes (% of trade sector)					8.95 (1.58)	9.02 (1.47)	9.02 (1.47)
(ii) Mean tariff rate					8 (10)	8.28 (8.6)	8.28 (8.6)
(iii) Standard deviation of tariff rates					6.6 (8.5)	7.11 (7.22)	7.11 (7.22)
B. Regulatory trade barriers					3.59	6.49	6.49
(i) Non-tariff trade barriers					5.57	5.52	5.52
(ii) Compliance cost of importing and exporting					1.61	7.45	7.45
C. Black-market exchange rates					10	10	10
D. Controls of the movement of capital and people		0	2.51	1.66	4.44	4.39	1.06
(i) Financial openness		0	2.51	1.66	1.66	1.64	1.64
(ii) Capital controls					1.67	1.54	1.54
(iii) Freedom of foreigners to visit					10	10	0
5. Regulation					6.17	6.48	6.52
A. Credit market regulations					8.27	9.13	9.13
(i) Ownership of banks							
(ii) Private sector credit					8.54	8.25	8.25
(iii) Interest rate controls / negative real interest rates					8	10	10
B. Labor market regulations					4.92	4.78	4.78
(i) Hiring regulations and minimum wage					5.57	5.57	5.57
(ii) Hiring and firing regulations					5.01	4.46	4.46
(iii) Centralized collective bargaining					6.94	6.61	6.61
(iv) Hours regulations					10	10	10
(v) Mandated cost of worker dismissal					1.02	1.02	1.02
(vi) Conscription					1	1	1
C. Business regulations					5.33	5.53	5.66
(i) Administrative requirements					4.84	4.38	4.38
(ii) Bureaucracy costs				3.33	1.78	3.33	3.33
(iii) Starting a business					7.81	6.62	6.62
(iv) Impartial public administration	2.86	2.21	2.21	2.05	2.05	3.51	4.29
(v) Licensing restrictions					9.57	9.41	9.41
(vi) Cost of tax compliance					5.94	5.94	5.94

Latvia

	1980	1990	2000	2010	2015	2019	2020
	Rating (Rank)	Rating (Rank)	Rating (Rank)	Rating (Rank)	Rating (Rank)	Rating (Rank)	Rating (Rank)
Summary Ratings (Rank)			7.45 (30)	7.73 (24)	8.12 (12)	7.94 (21)	7.77 (16)
	Rating (Data)	Rating (Data)	Rating (Data)	Rating (Data)	Rating (Data)	Rating (Data)	Rating (Data)
1. Size of Government		5.44	7.02	6.9	7.19	6.4	6.2
A. Government consumption		7.65 (13.99)	4.94 (23.22)	5.18 (22.4)	5.05 (22.82)	4.44 (24.92)	3.98 (26.46)
B. Transfers and subsidies			5.8 (15.91)	5.6 (16.66)	6.31 (14.06)	6.16 (14.61)	5.76 (16.05)
C. Government investment			10 (14.5)	9.73 (15.94)	9.4 (17.08)	7.82 (22.64)	7.62 (23.32)
D. Top marginal tax rate			6	5.5	6.5	5.5	5.5
(i) Top marginal income tax rate			9 (25)	8 (26)	9 (23)	7 (31)	7 (31)
(ii) Top marginal income and payroll tax rate			3 (48)	3 (47)	4 (44)	4 (47)	4 (47)
E. State ownership of assets		3.22	8.37	8.52	8.71	8.11	8.11
2. Legal System and Property Rights	5.9	6.29	6.01	6.81	6.82	7	7.06
A. Judicial independence	6.39	6.9	6.28	6.76	7.07	6.87	6.95
B. Impartial courts	7.11	6.51	5.79	5.98	5.88	6.16	6.01
C. Protection of property rights		3.82	3.82	5.22	5.69	6.18	6.18
D. Military interference in rule of law and politics		8.33	8.33	8.33	8.33	8.33	8.33
E. Integrity of the legal system	5.92	7.13	7.36	7.58	7.72	7.67	8.22
F. Legal enforcement of contracts		7.32	7.32	6.28	5.53	5.53	5.53
G. Regulatory restrictions on sale of real property		8.27	8.27	9	9.03	9.03	9.03
H. Reliability of police			5.53	5.34	5.31	6.2	6.2
<i>Gender Legal Rights Adjustment</i>	0.82	0.82	0.82	1	1	1	1
3. Sound Money		6.43	8.55	8.93	9.47	9.31	9.19
A. Money growth			6.81 (15.97)	9.23 (-3.86)	8.75 (6.25)	8.47 (7.67)	7.53 (12.34)
B. Standard deviation of inflation		7.44 (6.39)	7.93 (5.17)	6.72 (8.2)	9.17 (2.07)	9.33 (1.66)	9.28 (1.79)
C. Inflation: most recent year		6.85 (15.74)	9.47 (2.65)	9.78 (-1.09)	9.96 (0.2)	9.44 (2.81)	9.96 (0.22)
D. Freedom to own foreign currency bank accounts		5	10	10	10	10	10
4. Freedom to Trade Internationally			8.33	8.4	8.62	8.71	8.36
A. Tariffs			8.33	8.34	8.36	8.2	8.03
(i) Revenue from trade taxes (% of trade sector)			9.78 (0.33)	9.63 (0.55)	9.1 (1.35)	9.13 (1.3)	8.6 (2.1)
(ii) Mean tariff rate			8.88 (5.6)	8.98 (5.1)	8.98 (5.1)	8.98 (5.1)	8.98 (5.1)
(iii) Standard deviation of tariff rates			6.32 (9.2)	6.41 (8.98)	7 (7.5)	6.49 (8.77)	6.51 (8.72)
B. Regulatory trade barriers			6.82	7.49	7.9	8.09	8.09
(i) Non-tariff trade barriers			5.3	6.33	6.37	6.76	6.76
(ii) Compliance cost of importing and exporting			8.33	8.64	9.42	9.42	9.42
C. Black-market exchange rates		0	10	10	10	10	10
D. Controls of the movement of capital and people		0	8.16	7.78	8.22	8.55	7.31
(i) Financial openness			9.4	10	10	10	10
(ii) Capital controls		0	6.92	6.92	6.92	6.92	6.92
(iii) Freedom of foreigners to visit				6.42	7.74	8.74	5
5. Regulation			7.36	7.59	8.49	8.26	8.06
A. Credit market regulations			9.61	8.57	9.75	9.27	8.82
(i) Ownership of banks			10	8	10	10	10
(ii) Private sector credit			9.19	7.72	9.26	9.82	8.45
(iii) Interest rate controls / negative real interest rates			10	10	10	8	8
B. Labor market regulations			5.42	6.71	7.64	7.64	7.64
(i) Hiring regulations and minimum wage			3.33	2.23	5	5	5
(ii) Hiring and firing regulations			3.93	5.28	4.64	5.06	5.06
(iii) Centralized collective bargaining			7.85	7	8.42	8.03	8.03
(iv) Hours regulations			6	8	10	10	10
(v) Mandated cost of worker dismissal			8.42	7.76	7.76	7.76	7.76
(vi) Conscription		0	3	10	10	10	10
C. Business regulations			7.05	7.47	8.08	7.88	7.73
(i) Administrative requirements			7.18	3.8	3.84	4.25	4.25
(ii) Bureaucracy costs			4.73	8.79	9.33	9.11	8.22
(iii) Starting a business			9.25	9.46	9.81	9.81	9.81
(iv) Impartial public administration		6.01	7.65	8.5	8.88	8.18	8.18
(v) Licensing restrictions				7.54	8.52	7.79	7.79
(vi) Cost of tax compliance			6.41	6.75	8.11	8.11	8.11

Lebanon

	1980	1990	2000	2010	2015	2019	2020
	Rating (Rank)	Rating (Rank)	Rating (Rank)	Rating (Rank)	Rating (Rank)	Rating (Rank)	Rating (Rank)
Summary Ratings (Rank)				7.18 (60)	7.11 (74)	6.85 (90)	5.45 (154)
	Rating (Data)	Rating (Data)	Rating (Data)	Rating (Data)	Rating (Data)	Rating (Data)	Rating (Data)
1. Size of Government		8.77	7.9	8.88	8.55	8.12	8.22
A. Government consumption				8.16 (12.27)	8.01 (12.78)	7.39 (14.87)	9.44 (7.9)
B. Transfers and subsidies				8.73 (5.18)	8.13 (7.37)	7.51 (9.65)	8.16 (7.25)
C. Government investment		10 (2.1)	8.26 (21.07)	10 (7.15)	10 (5.85)	10 (9.71)	7.78 (22.77)
D. Top marginal tax rate				10	9	9	9
(i) Top marginal income tax rate				10 (20)	10 (20)	10 (25)	10 (25)
(ii) Top marginal income and payroll tax rate					8 (26)	8 (31)	8 (31)
E. State ownership of assets	7.54	7.54	7.54	7.54	7.64	6.72	6.72
2. Legal System and Property Rights	3.4	2.82	4.23	4.19	4.3	4.23	4.14
A. Judicial independence	4.27	4.63	4.4	4.05	4.67	4.57	4.68
B. Impartial courts	4.61	4.94	4.31	3.95	4.08	3.93	3.6
C. Protection of property rights			4.7	5.36	5.49	5.08	5.08
D. Military interference in rule of law and politics	3.33	0.14	5	3.33	3.33	3.33	3.33
E. Integrity of the legal system	2.7	2.67	5.18	5.3	5.4	5.09	4.46
F. Legal enforcement of contracts			3.82	3.16	3.16	3.16	3.16
G. Regulatory restrictions on sale of real property			5.46	7.62	7.42	7.33	7.33
H. Reliability of police			4.21	3.94	4.18	4.64	4.64
<i>Gender Legal Rights Adjustment</i>	0.82	0.82	0.82	0.82	0.82	0.82	0.82
3. Sound Money				9.33	9.52	9.53	4.97
A. Money growth			0 (97.38)	9.33 (3.34)	9.67 (-1.66)	9.88 (0.62)	9.88 (0.62)
B. Standard deviation of inflation				8.78 (3.05)	9.16 (2.09)	8.84 (2.9)	0 (36.69)
C. Inflation: most recent year				9.2 (3.99)	9.25 (-3.75)	9.4 (3.01)	0 (84.86)
D. Freedom to own foreign currency bank accounts				10	10	10	10
4. Freedom to Trade Internationally				7.26	6.81	5.91	3.47
A. Tariffs				7.09	7.87	7.81	7.85
(i) Revenue from trade taxes (% of trade sector)				8.67 (2)	9.13 (1.3)	9.15 (1.28)	9.59 (0.62)
(ii) Mean tariff rate				8.74 (6.3)	8.88 (5.6)	8.86 (5.7)	8.8 (6)
(iii) Standard deviation of tariff rates				3.88 (15.31)	5.59 (11.03)	5.42 (11.46)	5.18 (12.06)
B. Regulatory trade barriers				6.06	4.25	4	4
(i) Non-tariff trade barriers				5.8	5.38	4.89	4.89
(ii) Compliance cost of importing and exporting				6.32	3.12	3.12	3.12
C. Black-market exchange rates				10	10	6.78	0
D. Controls of the movement of capital and people	10	10	7.6	5.87	5.11	5.07	2
(i) Financial openness	10	10	7.6	6.99	4.49	4.48	4.48
(ii) Capital controls				1.54	1.54	1.54	1.54
(iii) Freedom of foreigners to visit				9.07	9.29	9.18	0
5. Regulation				6.24	6.37	6.46	6.44
A. Credit market regulations				5	6.67	6.67	6.67
(i) Ownership of banks					10	10	10
(ii) Private sector credit				0	0	0	0
(iii) Interest rate controls / negative real interest rates				10	10	10	10
B. Labor market regulations				8.11	7.12	7.47	7.47
(i) Hiring regulations and minimum wage				5.57	5.57	5.57	5.57
(ii) Hiring and firing regulations				5.25	4.77	4.85	4.85
(iii) Centralized collective bargaining				7.82	6.87	6.4	6.4
(iv) Hours regulations				10	8	8	8
(v) Mandated cost of worker dismissal				10	7.51	10	10
(vi) Conscription				10	10	10	10
C. Business regulations				5.62	5.33	5.23	5.19
(i) Administrative requirements				3.35	3.4	3.55	3.55
(ii) Bureaucracy costs				2.88	0.67	0.89	0.67
(iii) Starting a business				8.89	8.96	8.94	8.94
(iv) Impartial public administration	3.5	3.5	3.5	3.71	4.08	3.64	3.59
(v) Licensing restrictions				6.92	6.93	6.40	6.40
(vi) Cost of tax compliance				7.98	7.97	7.97	7.97

Lesotho

	1980	1990	2000	2010	2015	2019	2020
	Rating (Rank)	Rating (Rank)	Rating (Rank)	Rating (Rank)	Rating (Rank)	Rating (Rank)	Rating (Rank)
Summary Ratings (Rank)				6.15 (117)	6.75 (92)	6.46 (114)	6.52 (105)
	Rating (Data)	Rating (Data)	Rating (Data)	Rating (Data)	Rating (Data)	Rating (Data)	Rating (Data)
1. Size of Government	6.32	3.49	3.70	5.44	5.83	5.20	5.27
A. Government consumption				3.82 (27)	2.19 (32.55)	2.13 (32.75)	3.23 (29.02)
B. Transfers and subsidies				8.71 (5.22)	9.1 (3.8)	8.57 (5.76)	7.77 (8.67)
C. Government investment	6.34 (27.82)	0.08 (49.72)	0 (56.3)	1.96 (43.15)	2.58 (40.96)	0.02 (49.94)	0.02 (49.94)
D. Top marginal tax rate					8	8	8
(i) Top marginal income tax rate					8 (30)	8 (30)	8 (30)
(ii) Top marginal income and payroll tax rate					8 (30)	8 (30)	8 (30)
E. State ownership of assets	6.31	6.9	7.39	7.26	7.26	7.31	7.31
2. Legal System and Property Rights	3.66	3.78	3.42	4.39	5.65	5.21	5.28
A. Judicial independence	6.29	6.39	6.02	5.51	6.59	5.73	5.93
B. Impartial courts	5.02	5.24	5.05	4.36	4.75	4.79	4.52
C. Protection of property rights			4.46	4.52	5.17	4.44	4.12
D. Military interference in rule of law and politics			5	5			
E. Integrity of the legal system	4.93	5.13	5.04	4.68	5.99	5.82	6.72
F. Legal enforcement of contracts			4.04	3.82	3.93	3.93	3.93
G. Regulatory restrictions on sale of real property			5.36	5.46	6.49	6.49	6.49
H. Reliability of police			3.74	3.93	7.83	6.38	6.38
<i>Gender Legal Rights Adjustment</i>	0.35	0.35	0.41	0.88	0.94	0.94	0.94
3. Sound Money				7.85	7.99	8.1	7.95
A. Money growth			0 (98.38)	8.12 (9.42)	8.97 (5.14)	9.63 (1.87)	8.46 (7.71)
B. Standard deviation of inflation				9 (2.5)	8.61 (3.46)	8.8 (2.99)	9.35 (1.63)
C. Inflation: most recent year				9.28 (3.58)	9.36 (3.18)	8.96 (5.19)	9 (4.98)
D. Freedom to own foreign currency bank accounts				5	5	5	5
4. Freedom to Trade Internationally				5.8	6.74	6.57	6.39
A. Tariffs			0	4.67	6.93	7.16	7.94
(i) Revenue from trade taxes (% of trade sector)			0 (15.81)	0 (23.76)	6.72 (4.92)	7.41 (3.88)	7.41 (3.88)
(ii) Mean tariff rate				8.48 (7.6)	8.48 (7.6)	8.46 (7.7)	8.46 (7.7)
(iii) Standard deviation of tariff rates				5.53 (11.17)	5.59 (11.02)	5.6 (11.01)	(10.93)
B. Regulatory trade barriers				5.1	7	6.58	6.58
(i) Non-tariff trade barriers				4.81	4.28	3.35	3.35
(ii) Compliance cost of importing and exporting				5.38	9.73	9.81	9.81
C. Black-market exchange rates				10	10	10	10
D. Controls of the movement of capital and people	2.51	2.51	1.66	3.42	3.02	2.54	1.06
(i) Financial openness	2.51	2.51	1.66	1.66	1.66	1.64	1.64
(ii) Capital controls				2.31	2.31	1.54	1.54
(iii) Freedom of foreigners to visit				6.31	5.09	4.43	0
5. Regulation				7.27	7.55	7.24	7.69
A. Credit market regulations		9.92		10	9.67	8.7	10
(i) Ownership of banks				10	10	10	10
(ii) Private sector credit		9.92	10	10	10	7.11	10
(iii) Interest rate controls / negative real interest rates				10	9	9	10
B. Labor market regulations				6.56	6.64	6.64	6.64
(i) Hiring regulations and minimum wage				7.77	6.67	6.67	6.67
(ii) Hiring and firing regulations				4.34	4.38	4.28	4.28
(iii) Centralized collective bargaining				6.12	4.23	4.37	4.37
(iv) Hours regulations				8	8	8	8
(v) Mandated cost of worker dismissal				6.55	6.55	6.55	6.55
(vi) Conscription					10	10	10
C. Business regulations				5.25	6.35	6.37	6.43
(i) Administrative requirements				3.42	5.38	4.45	4.45
(ii) Bureaucracy costs				5.45	4.44	4.67	4.67
(iii) Starting a business				8.42	8.99	9.46	9.46
(iv) Impartial public administration	2.3	3.51	5.19	4.74	4.94	5.38	5.77
(v) Licensing restrictions				3.12	7.98	7.91	7.91
(vi) Cost of tax compliance				6.37	6.37	6.33	6.33

Liberia

	1980	1990	2000	2010	2015	2019	2020
	Rating (Rank)	Rating (Rank)	Rating (Rank)	Rating (Rank)	Rating (Rank)	Rating (Rank)	Rating (Rank)
Summary Ratings (Rank)					6.69 (97)	6.16 (129)	6.51 (106)
	Rating (Data)	Rating (Data)	Rating (Data)	Rating (Data)	Rating (Data)	Rating (Data)	Rating (Data)
1. Size of Government			7.56	8.89	7.01	7.15	7.05
A. Government consumption					8.82 (10.01)	7.38 (14.92)	7.38 (14.92)
B. Transfers and subsidies					8.64 (5.47)	8.64 (5.47)	8.64 (5.47)
C. Government investment			9.61 (16.38)	10 (12.6)	1.79 (43.74)	4.11 (35.63)	4.11 (35.63)
D. Top marginal tax rate					8	8.5	8
(i) Top marginal income tax rate					9 (25)	9 (25)	9 (25)
(ii) Top marginal income and payroll tax rate					7 (31)	8 (30)	7 (33)
E. State ownership of assets	6.2	6.2	5.51	7.78	7.78	7.11	7.12
2. Legal System and Property Rights	2.38	2.64	2.94	4.49	4.38	4.29	4.31
A. Judicial independence	3.68	3.99	4.26	5.62	5.5	5.55	5.56
B. Impartial courts	2.19	2.1	2.07	3.76	3.72	3.5	3.22
C. Protection of property rights			3.69	4.68	4.5	4.16	4.16
D. Military interference in rule of law and politics	0.42	1.67	1.67	5	5	5	5
E. Integrity of the legal system	3.23	2.79	3	4.65	4.24	4.06	4.53
F. Legal enforcement of contracts				2.87	2.87	2.87	2.87
G. Regulatory restrictions on sale of real property				4.9	4.9	4.8	4.8
H. Reliability of police				4.43	4.29	4.38	4.38
<i>Gender Legal Rights Adjustment</i>	1	1	1	1	1	1	1
3. Sound Money					9.23	8.32	8.83
A. Money growth			0 (99.38)	5.69 (21.57)	9.87 (-0.67)	9.86 (-0.68)	9.86 (-0.68)
B. Standard deviation of inflation					8.62 (3.44)	8.81 (2.98)	8.84 (2.89)
C. Inflation: most recent year					8.44 (7.78)	4.61 (26.97)	6.6 (17)
D. Freedom to own foreign currency bank accounts					10	10	10
4. Freedom to Trade Internationally					6.53	5.69	6.19
A. Tariffs					7.14	7.02	7.02
(i) Revenue from trade taxes (% of trade sector)					6.43 (5.35)	6.43 (5.35)	6.43 (5.35)
(ii) Mean tariff rate					7.96 (10.2)	7.58 (12.1)	7.58 (12.1)
(iii) Standard deviation of tariff rates					7.02 (7.45)	7.05 (7.38)	7.05 (7.38)
B. Regulatory trade barriers					2.23	0	2.52
(i) Non-tariff trade barriers					4.46	0	5.04
(ii) Compliance cost of importing and exporting					0	0	0
C. Black-market exchange rates					10	10	10
D. Controls of the movement of capital and people	10	4.16	10	10	6.74	5.73	5.21
(i) Financial openness	10	4.16	10	10	10	7.17	7.17
(ii) Capital controls					8.46	8.46	8.46
(iii) Freedom of foreigners to visit					1.77	1.55	0
5. Regulation				5.38	6.31	5.34	6.19
A. Credit market regulations					5.67	5.67	5.67
(i) Ownership of banks					8	8	8
(ii) Private sector credit					0	0	0
(iii) Interest rate controls / negative real interest rates					9	9	9
B. Labor market regulations					6.75	4.63	6.53
(i) Hiring regulations and minimum wage					10	6.67	6.67
(ii) Hiring and firing regulations					4.68	0	4.92
(iii) Centralized collective bargaining					4.72	0	6.51
(iv) Hours regulations					8	8	8
(v) Mandated cost of worker dismissal					3.09	3.09	3.09
(vi) Conscription				10	10	10	10
C. Business regulations					6.51	5.72	6.36
(i) Administrative requirements					4.86	0	3.24
(ii) Bureaucracy costs				4.09	2.44	2.89	2.89
(iii) Starting a business					9.68	9.36	9.36
(iv) Impartial public administration	1.46	1.52	0.95	3.26	3.96	4.16	4.79
(v) Licensing restrictions					9.7	9.46	9.46
(vi) Cost of tax compliance					8.44	8.44	8.44

Libya

	1980	1990	2000	2010	2015	2019	2020
	Rating (Rank)	Rating (Rank)	Rating (Rank)	Rating (Rank)	Rating (Rank)	Rating (Rank)	Rating (Rank)
Summary Ratings (Rank)					5.14 (153)	4.47 (163)	4.95 (160)
	Rating (Data)	Rating (Data)	Rating (Data)	Rating (Data)	Rating (Data)	Rating (Data)	Rating (Data)
1. Size of Government				1.07	5.23	4.98	4.98
A. Government consumption				1.28 (35.66)	0 (55.52)	0 (57.73)	0 (51.17)
B. Transfers and subsidies							
C. Government investment				0 (78.85)			
D. Top marginal tax rate					9.5	9.5	9.5
(i) Top marginal income tax rate					10 (14)	10 (14)	10 (14)
(ii) Top marginal income and payroll tax rate					9 (25)	9 (25)	9 (25)
E. State ownership of assets	1.95	1.95	1.95	1.95	6.18	5.44	5.44
2. Legal System and Property Rights	2.13	2.49	4.62	3.72	3.12	3.47	3.45
A. Judicial independence	3.24	3.42	3.77	3.67	4.29	4.44	4.45
B. Impartial courts	3.23	3.52	3.63	3.12	2.53	2.49	2.08
C. Protection of property rights			5.56	3.28	3.28	3.28	3.28
D. Military interference in rule of law and politics	1.67	1.67	5	5	5	5	5
E. Integrity of the legal system	2.6	3.5	5.16	4.85	5.23	5.01	5.21
F. Legal enforcement of contracts			6.96	3.62	3.62	3.62	3.62
G. Regulatory restrictions on sale of real property			9.68	9.67			
H. Reliability of police			5.08	1.67	1.67	4.66	4.66
<i>Gender Legal Rights Adjustment</i>	0.59	0.65	0.65	0.71	0.71	0.71	0.71
3. Sound Money					7.05	7.81	7.88
A. Money growth			0 (100.38)	7.12 (14.38)	7.65 (11.75)	7.91 (10.45)	9.31 (3.47)
B. Standard deviation of inflation					2.5 (18.75)	4.23 (14.42)	2.78 (18.05)
C. Inflation: most recent year					8.04 (9.8)	9.09 (4.56)	9.44 (2.8)
D. Freedom to own foreign currency bank accounts					10	10	10
4. Freedom to Trade Internationally					4.39	1	3.07
A. Tariffs							0
(i) Revenue from trade taxes (% of trade sector)							
(ii) Mean tariff rate							
(iii) Standard deviation of tariff rates							0
B. Regulatory trade barriers					4.88	2.13	3.89
(i) Non-tariff trade barriers					5.51	0	3.52
(ii) Compliance cost of importing and exporting					4.26	4.26	4.26
C. Black-market exchange rates					7.37	0	7.58
D. Controls of the movement of capital and people	4.16	1.66	0	1.66	0.92	0.88	0.8
(i) Financial openness	4.16	1.66	0	1.66	1.66	1.64	1.64
(ii) Capital controls					0.77	0.77	0.77
(iii) Freedom of foreigners to visit					0.33	0.22	0
5. Regulation					5.9	5.1	5.39
A. Credit market regulations					10	8.5	7
(i) Ownership of banks							
(ii) Private sector credit					10	10	10
(iii) Interest rate controls / negative real interest rates					10	7	4
B. Labor market regulations					5.76	4.94	6.35
(i) Hiring regulations and minimum wage					6.1	7.23	7.23
(ii) Hiring and firing regulations					2.65	0	4.17
(iii) Centralized collective bargaining					5.39	0	4.31
(iv) Hours regulations					6	8	8
(v) Mandated cost of worker dismissal					4.39	4.39	4.39
(vi) Conscription					10	10	10
C. Business regulations					1.94	1.87	2.81
(i) Administrative requirements					0	0	4.72
(ii) Bureaucracy costs				0	0	0	0
(iii) Starting a business					8.41	8.52	8.52
(iv) Impartial public administration	2.1	2.1	2.1	2.1	1.26	0.77	0.77
(v) Licensing restrictions							
(vi) Cost of tax compliance					0.03	0.03	0.03

Lithuania

	1980	1990	2000	2010	2015	2019	2020
	Rating (Rank)	Rating (Rank)	Rating (Rank)	Rating (Rank)	Rating (Rank)	Rating (Rank)	Rating (Rank)
Summary Ratings (Rank)		5.42 (64)	7.02 (46)	7.54 (37)	8.02 (15)	8.22 (7)	7.82 (12)
	Rating (Data)	Rating (Data)	Rating (Data)	Rating (Data)	Rating (Data)	Rating (Data)	Rating (Data)
1. Size of Government		4.17	7.05	6.27	7.18	7.66	6.60
A. Government consumption		4.34 (25.25)	4.44 (24.9)	4.83 (23.57)	5.41 (21.59)	5.38 (21.7)	4.71 (23.97)
B. Transfers and subsidies			6.92 (11.82)	5.35 (17.58)	6.37 (13.84)	6.2 (14.44)	4.82 (19.5)
C. Government investment			10 (12.13)	5.98 (29.06)	8.94 (18.7)	10 (14.42)	8.78 (19.27)
D. Top marginal tax rate			5	7	7	8.5	6.5
(i) Top marginal income tax rate			7 (33)	10 (15)	10 (15)	9 (27)	7 (32)
(ii) Top marginal income and payroll tax rate			3 (50)	4 (41)	4 (42)	8 (34)	6 (39)
E. State ownership of assets		4.01	8.89	8.2	8.2	8.2	8.2
2. Legal System and Property Rights	6.14	6.41	5.92	6.96	7.04	7.18	7.24
A. Judicial independence	6.75	7.45	6.63	6.8	7.16	7.11	7.18
B. Impartial courts	6.76	6.42	5.32	6.06	6.09	6.19	6.06
C. Protection of property rights		3.2	3.2	5.58	5.62	6.2	6.2
D. Military interference in rule of law and politics		8.33	8.33	8.33	8.33	8.33	8.33
E. Integrity of the legal system	6.71	6.69	6.79	6.96	7	6.75	7.26
F. Legal enforcement of contracts		7.45	7.45	6.96	6.24	6.24	6.24
G. Regulatory restrictions on sale of real property		9.65	9.65	9.68	9.67	9.67	9.67
H. Reliability of police			4.54	5.27	6.2	6.96	6.96
<i>Gender Legal Rights Adjustment</i>	0.82	0.82	0.82	1	1	1	1
3. Sound Money		7.49	7.09	9.37	9.41	9.33	9.2
A. Money growth			7.47 (12.63)	9.76 (-1.22)	8.7 (6.52)	8.43 (7.83)	7.56 (12.18)
B. Standard deviation of inflation			6.09 (9.77)	7.97 (5.08)	9.12 (2.21)	9.35 (1.64)	9.48 (1.3)
C. Inflation: most recent year		9.97 (-0.15)	9.8 (1.01)	9.74 (1.32)	9.82 (-0.88)	9.53 (2.33)	9.76 (1.2)
D. Freedom to own foreign currency bank accounts		5	5	10	10	10	10
4. Freedom to Trade Internationally			8.57	7.9	8.34	8.68	8.33
A. Tariffs			8.5	8.34	8.36	8.2	8.03
(i) Revenue from trade taxes (% of trade sector)			9.78 (0.33)	9.63 (0.55)	9.1 (1.35)	9.13 (1.3)	8.6 (2.1)
(ii) Mean tariff rate			8.92 (5.4)	8.98 (5.1)	8.98 (5.1)	8.98 (5.1)	8.98 (5.1)
(iii) Standard deviation of tariff rates			6.8 (8)	6.41 (8.98)	7 (7.5)	6.49 (8.77)	6.51 (8.72)
B. Regulatory trade barriers			7.02	7.35	7.59	7.97	7.97
(i) Non-tariff trade barriers			5.2	5.84	5.46	6.16	6.16
(ii) Compliance cost of importing and exporting			8.83	8.85	9.72	9.78	9.78
C. Black-market exchange rates		0	10	10	10	10	10
D. Controls of the movement of capital and people		0	8.75	5.9	7.42	8.55	7.31
(i) Financial openness			10	8.2	7.6	10	10
(ii) Capital controls		0	7.5	3.08	6.92	6.92	6.92
(iii) Freedom of foreigners to visit				6.42	7.74	8.74	5
5. Regulation		3.62	6.47	7.2	8.14	8.27	7.72
A. Credit market regulations		0	7	6.67	9.86	10	8.48
(i) Ownership of banks		0	5	10	10	10	10
(ii) Private sector credit			0.05	0	9.58	10	6.44
(iii) Interest rate controls / negative real interest rates			9	10	10	10	9
B. Labor market regulations			4.69	7.42	6.57	6.67	6.67
(i) Hiring regulations and minimum wage			3.01	8.33	8.33	7.23	7.23
(ii) Hiring and firing regulations			2.75	3.66	3.71	4.97	4.97
(iii) Centralized collective bargaining			8.17	8.29	8.11	8.31	8.31
(iv) Hours regulations			4	8	10	8	8
(v) Mandated cost of worker dismissal			7.22	6.26	6.26	8.5	8.5
(vi) Conscription		0	3	10	3	3	3
C. Business regulations			7.73	7.51	8	8.15	8
(i) Administrative requirements			7.28	2.94	3.63	3.8	3.8
(ii) Bureaucracy costs			7.48	9.09	9.78	9.33	8.44
(iii) Starting a business			8.92	9.15	9.75	9.77	9.77
(iv) Impartial public administration		6.82	6.82	7.26	7.55	7.36	7.36
(v) Licensing restrictions				8.56	9.24	9.71	9.71
(vi) Cost of tax compliance			8.14	8.04	8.08	8.94	8.94

Luxembourg

	1980	1990	2000	2010	2015	2019	2020
	Rating (Rank)	Rating (Rank)	Rating (Rank)	Rating (Rank)	Rating (Rank)	Rating (Rank)	Rating (Rank)
Summary Ratings (Rank)	8.26 (3)	8.07 (9)	8.13 (11)	7.54 (37)	7.84 (26)	7.89 (24)	7.54 (36)
	Rating (Data)	Rating (Data)	Rating (Data)	Rating (Data)	Rating (Data)	Rating (Data)	Rating (Data)
1. Size of Government	7.45	4.82	5.68	4.81	5.42	5.7	4.89
A. Government consumption	6.54 (17.75)	6.54 (17.77)	3.15 (29.3)	1.62 (34.5)	2.08 (32.92)	1.81 (33.86)	0.76 (37.4)
B. Transfers and subsidies		2.89 (26.6)	4.47 (20.81)	3.49 (24.39)	3.87 (22.99)	4.87 (19.32)	4.14 (21.99)
C. Government investment			8.94 (18.72)	6.58 (26.97)	8.3 (20.96)	7.44 (23.95)	6.15 (28.46)
D. Top marginal tax rate		1.5	3.5	4	4.5	6	5
(i) Top marginal income tax rate		1 (56)	4 (48.5)	5 (39)	5 (43)	6 (45)	5 (46)
(ii) Top marginal income and payroll tax rate		2 (58)	3 (54)	3 (46)	4 (49)	6 (45)	5 (46)
E. State ownership of assets	8.37	8.37	8.37	8.37	8.37	8.37	8.37
2. Legal System and Property Rights	8.13	8.27	7.54	7.83	8.26	8.17	8.24
A. Judicial independence	7.86	8.39	7.67	8.06	8.11	8.09	8.29
B. Impartial courts	7.13	8.19	8.05	7.99	8.05	7.87	7.82
C. Protection of property rights		7.39	6.28	6.25	8.87	8.49	8.49
D. Military interference in rule of law and politics	10	10	10	10	10	10	10
E. Integrity of the legal system	8.5	8.66	8.66	8.66	8.66	8.66	9.09
F. Legal enforcement of contracts			7.51	7.46	7.46	7.46	7.46
G. Regulatory restrictions on sale of real property			6.1	6.13	6.18	6.18	6.18
H. Reliability of police			7.85	8.12	8.74	8.59	8.59
<i>Gender Legal Rights Adjustment</i>	0.94	0.94	0.94	1	1	1	1
3. Sound Money	9.05	9.53	9.75	9.35	9.46	9.3	9.11
A. Money growth	9.22 (3.88)	9.27 (3.64)	9.81 (0.95)	8.87 (5.65)	8.55 (7.24)	8.27 (8.67)	7.45 (12.77)
B. Standard deviation of inflation	8.56 (3.6)	9.52 (1.2)	9.84 (0.41)	9 (2.49)	9.37 (1.58)	9.28 (1.79)	9.15 (2.13)
C. Inflation: most recent year	8.42 (7.92)	9.32 (3.42)	9.37 (3.15)	9.54 (2.28)	9.91 (0.47)	9.65 (1.74)	9.84 (0.82)
D. Freedom to own foreign currency bank accounts	10	10	10	10	10	10	10
4. Freedom to Trade Internationally	9.7	9.51	9.36	8.07	8.09	8.2	7.79
A. Tariffs	9.09	8.52	9.18	8.34	8.36	8.2	8.03
(i) Revenue from trade taxes (% of trade sector)	9.93 (0.1)	9.93 (0.1)	9.78 (0.33)	9.63 (0.55)	9.1 (1.35)	9.13 (1.3)	8.6 (2.1)
(ii) Mean tariff rate	8.24 (8.8)	8.52 (7.4)	9.52 (2.4)	8.98 (5.1)	8.98 (5.1)	8.98 (5.1)	8.98 (5.1)
(iii) Standard deviation of tariff rates		7.12 (7.2)	8.24 (4.4)	6.41 (8.98)	7 (7.5)	6.49 (8.77)	6.51 (8.72)
B. Regulatory trade barriers			9.02	8.83	8.21	8.71	8.71
(i) Non-tariff trade barriers			8.2	8.37	6.46	7.44	7.44
(ii) Compliance cost of importing and exporting			9.83	9.29	9.96	9.98	9.98
C. Black-market exchange rates	10	10	10	10	10	10	10
D. Controls of the movement of capital and people	10	10	9.23	5.13	5.79	5.91	4.43
(i) Financial openness							
(ii) Capital controls	10	10	9.23	3.85	3.85	3.08	3.85
(iii) Freedom of foreigners to visit				6.42	7.74	8.74	5
5. Regulation	6.99	8.24	8.31	7.65	7.99	8.06	7.69
A. Credit market regulations	10	10	10	9.21	9.33	9.33	8.36
(i) Ownership of banks	10	10	10	8	8	8	8
(ii) Private sector credit			10	9.63	10	10	8.07
(iii) Interest rate controls / negative real interest rates	10	10	10	10	10	10	9
B. Labor market regulations		6.48	6.61	5.7	6.35	6.53	6.53
(i) Hiring regulations and minimum wage				2.23	2.23	2.23	2.23
(ii) Hiring and firing regulations		4.28	4.17	3.93	4.83	5.67	5.67
(iii) Centralized collective bargaining	5.18	5.18	5.67	5.55	6.54	6.78	6.78
(iv) Hours regulations				4	6	6	6
(v) Mandated cost of worker dismissal				8.5	8.5	8.5	8.5
(vi) Conscription	10	10	10	10	10	10	10
C. Business regulations				8.04	8.3	8.31	8.2
(i) Administrative requirements				4.32	5.89	5.89	5.89
(ii) Bureaucracy costs				7.27	7.11	7.11	6.44
(iii) Starting a business				9.3	9.39	9.4	9.4
(iv) Impartial public administration	9.68	9.68	9.68	9.68	9.68	9.68	9.68
(v) Licensing restrictions				8.32	8.36	8.39	8.39
(vi) Cost of tax compliance				9.34	9.38	9.38	9.38

Madagascar

	1980	1990	2000	2010	2015	2019	2020
	Rating (Rank)	Rating (Rank)	Rating (Rank)	Rating (Rank)	Rating (Rank)	Rating (Rank)	Rating (Rank)
Summary Ratings (Rank)	3.84 (100)	4.49 (95)	5.83 (94)	6.19 (115)	6.37 (112)	6.32 (122)	6.1 (127)
	Rating (Data)	Rating (Data)	Rating (Data)	Rating (Data)	Rating (Data)	Rating (Data)	Rating (Data)
1. Size of Government	4.04	5.87	6.83	8.03	8.09	7.70	7.75
A. Government consumption	8.25 (11.94)	9.25 (8.54)	8.88 (9.8)	7.34 (15.06)	6.73 (17.12)	6.6 (17.56)	6.1 (19.26)
B. Transfers and subsidies		9.75 (1.4)	9.86	10 (0.23)	9.26 (3.22)	9.33 (2.97)	9.21 (3.39)
C. Government investment	0 (75.05)	0 (53.53)	1.5 (44.73)	8.17 (21.4)	8.33 (20.83)	6.99 (25.54)	7.82 (22.62)
D. Top marginal tax rate				7	8.5	8.5	8.5
(i) Top marginal income tax rate				9 (23)	10 (20)	10 (20)	10 (20)
(ii) Top marginal income and payroll tax rate				5 (36)	7 (34)	7 (34)	7 (34)
E. State ownership of assets	3.87	4.47	7.07	7.63	7.63	7.1	7.1
2. Legal System and Property Rights	3.4	3.23	3.15	2.77	3.14	3.02	3.05
A. Judicial independence	4.35	4.6	4.02	3.39	4.43	4.08	4.1
B. Impartial courts	2.86	4.21	3.8	2.97	3.38	3.41	3.24
C. Protection of property rights			3.98	3.65	3.66	3.68	3.68
D. Military interference in rule of law and politics	5	5	5	1.67	1.67	1.67	1.67
E. Integrity of the legal system	4.92	4.51	4.62	3.47	4.06	3.91	4.34
F. Legal enforcement of contracts		2.42	2.42	2.42	2.96	2.96	2.96
G. Regulatory restrictions on sale of real property		3.69	3.69	5.12	5.09	5.15	5.15
H. Reliability of police			4.19	2.43	3.19	2.5	2.5
<i>Gender Legal Rights Adjustment</i>	0.59	0.59	0.59	0.76	0.76	0.76	0.76
3. Sound Money	5.91	5.77	7.21	7.73	8.01	7.97	8.02
A. Money growth	7.76 (11.2)	7.28 (13.61)	8.01 (9.97)	8.3 (8.5)	8.97 (5.17)	8.44 (7.82)	8.55 (7.26)
B. Standard deviation of inflation	8.89 (2.77)	8.08 (4.81)	8.22 (4.44)	9.47 (1.33)	9.55 (1.13)	9.57 (1.09)	9.37 (1.59)
C. Inflation: most recent year	7 (14.99)	7.71 (11.46)	7.59 (12.03)	8.15 (9.25)	8.52 (7.4)	8.88 (5.61)	9.16 (4.2)
D. Freedom to own foreign currency bank accounts	0	0	5	5	5	5	5
4. Freedom to Trade Internationally	1.62	3.72	6.09	6.2	6.76	6.69	5.85
A. Tariffs	4.02	1.73	4.11	7.86	7.78	7.67	7.64
(i) Revenue from trade taxes (% of trade sector)	4.33 (8.5)	0.67 (14)	4.11 (8.83)	8.59 (2.12)	8.43 (2.35)	8.06 (2.91)	7.99 (3.02)
(ii) Mean tariff rate	3.7 (31.5)	2.8 (36)		7.66 (11.7)	7.66 (11.7)	7.68 (11.6)	7.68 (11.6)
(iii) Standard deviation of tariff rates				7.33 (6.67)	7.24 (6.9)	7.26 (6.84)	7.26 (6.84)
B. Regulatory trade barriers			6.67	6.11	4.29	4.96	4.96
(i) Non-tariff trade barriers				5.31	3.52	4.83	4.83
(ii) Compliance cost of importing and exporting			6.67	6.91	5.07	5.09	5.09
C. Black-market exchange rates	0	8.6	10	10	10	10	10
D. Controls of the movement of capital and people	0.83	0.83	3.58	0.84	4.98	4.14	0.8
(i) Financial openness	1.66	1.66	4.16	2.51	4.16	1.64	1.64
(ii) Capital controls	0	0	3	0	0.77	0.77	0.77
(iii) Freedom of foreigners to visit				0	10	10	0
5. Regulation	4.21	3.86	5.85	6.23	5.84	6.2	5.82
A. Credit market regulations	4.63	3.09	6.23	7.94	7.51	8.07	7.02
(i) Ownership of banks	0	0	2	10	10	10	10
(ii) Private sector credit	9.27	9.26	7.68	8.81	7.52	9.2	5.07
(iii) Interest rate controls / negative real interest rates		0	9	5	5	5	6
B. Labor market regulations			5.49	5	4.49	4.64	4.64
(i) Hiring regulations and minimum wage			7.2	1.1	0	0	0
(ii) Hiring and firing regulations			4.5	5.87	4.55	4.49	4.49
(iii) Centralized collective bargaining			7	6.89	6.27	7.22	7.22
(iv) Hours regulations			6	8	8	8	8
(v) Mandated cost of worker dismissal			7.22	7.12	7.12	7.12	7.12
(vi) Conscription	1	1	1	1	1	1	1
C. Business regulations			5.84	5.75	5.53	5.89	5.81
(i) Administrative requirements				3.21	3.6	3.13	3.13
(ii) Bureaucracy costs				4.09	2.44	3.33	2.89
(iii) Starting a business			7.91	9.62	9.22	9.43	9.43
(iv) Impartial public administration	3.54	3.54	4.08	2.49	2.1	3.79	3.79
(v) Licensing restrictions				7.35	7.85	7.69	7.69
(vi) Cost of tax compliance			5.52	7.75	7.95	7.95	7.95

Malawi

	1980	1990	2000	2010	2015	2019	2020
	Rating (Rank)	Rating (Rank)	Rating (Rank)	Rating (Rank)	Rating (Rank)	Rating (Rank)	Rating (Rank)
Summary Ratings (Rank)	4.75 (75)	5.24 (70)	5.07 (114)	6.14 (118)	5.78 (137)	5.94 (136)	5.98 (133)
	Rating (Data)	Rating (Data)	Rating (Data)	Rating (Data)	Rating (Data)	Rating (Data)	Rating (Data)
1. Size of Government	4.56	5.26	5.70	7.25	6.36	6.32	6.56
A. Government consumption	5.41 (21.62)	6.65 (17.39)	6.82 (16.8)	7.14 (15.71)	7.48 (14.57)	7.37 (14.93)	8.85 (9.93)
B. Transfers and subsidies	9.59 (2)	9.48 (2.4)	9.48 (2.4)	9.77 (1.34)	9.38 (2.77)	9.79 (1.28)	9.59 (1.99)
C. Government investment	0 (78.62)	3.36 (38.26)	0 (80.2)	4.2 (35.29)	1.51 (44.7)	1.31 (45.41)	1.31 (45.41)
D. Top marginal tax rate	4	3	5	8	6	5.5	5.5
(i) Top marginal income tax rate	4 (45)	3 (50)	5 (38)	8 (30)	8 (30)	7 (35)	7 (35)
(ii) Top marginal income and payroll tax rate		3 (50)	5 (38)	8 (30)	4 (41)	4 (45)	4 (45)
E. State ownership of assets	3.8	3.8	7.2	7.12	7.42	7.61	7.53
2. Legal System and Property Rights	5.5	4.58	4.97	5.45	4.92	4.81	4.93
A. Judicial independence	5.2	5.74	5.93	5.96	5.87	5.47	5.41
B. Impartial courts	6.69	5.41	5.15	5.39	5.01	4.52	4.24
C. Protection of property rights		4.77	4.1	5	4.98	4.86	4.86
D. Military interference in rule of law and politics	10	8.33	6.67	6.67	5.83	5.83	5.83
E. Integrity of the legal system	3.91	3.91	6.35	5.47	5.07	4.97	6.31
F. Legal enforcement of contracts		2.21	3.98	4.81	2.33	2.33	2.33
G. Regulatory restrictions on sale of real property		7.19	7.19	7.64	8.14	8.55	8.55
H. Reliability of police			4.25	5.36	4.62	4.32	4.32
<i>Gender Legal Rights Adjustment</i>	0.71	0.71	0.82	0.88	0.88	0.88	0.88
3. Sound Money	5.87	5.71	2.94	5.41	6.07	6.99	7.16
A. Money growth	8.99 (5.03)	7.67 (11.63)	5.3 (23.48)	5.08 (24.58)	7.05 (14.74)	7.25 (13.73)	7.25 (13.73)
B. Standard deviation of inflation	7.64 (5.89)	7.35 (6.63)	2.37 (19.06)	8.04 (4.89)	6.49 (8.77)	7.6 (6.01)	8.12 (4.7)
C. Inflation: most recent year	6.84 (15.79)	7.83 (10.85)	4.08 (29.58)	8.52 (7.41)	5.75 (21.25)	8.13 (9.37)	8.27 (8.63)
D. Freedom to own foreign currency bank accounts	0	0	0	0	5	5	5
4. Freedom to Trade Internationally	2.61	5.2	5.76	5.75	5.62	5	4.56
A. Tariffs	5.6	6.58	4.96	5.95	7.05	7.34	7.34
(i) Revenue from trade taxes (% of trade sector)	5.6 (6.6)	6.2 (5.7)	4.6 (8.1)	4.6 (8.1)	8.51 (2.23)	8.45 (2.32)	8.45 (2.32)
(ii) Mean tariff rate		6.96 (15.2)	6.08 (19.6)	7.46 (12.7)	7.48 (12.6)	7.56 (12.2)	7.56 (12.2)
(iii) Standard deviation of tariff rates			4.2 (14.5)	5.78 (10.54)	5.16 (12.1)	6 (10)	6 (10)
B. Regulatory trade barriers			6.83	4.33	5.36	5.42	5.42
(i) Non-tariff trade barriers				5.13	6.27	5.83	5.83
(ii) Compliance cost of importing and exporting			6.83	3.54	4.44	5.02	5.02
C. Black-market exchange rates	0.4	7.2	10	10	6.64	2.86	4.68
D. Controls of the movement of capital and people	1.83	1.83	1.25	2.73	3.43	4.39	0.8
(i) Financial openness	1.66	1.66	1.66	0	1.66	1.64	1.64
(ii) Capital controls	2	2	0.83	1.54	1.54	1.54	0.77
(iii) Freedom of foreigners to visit				6.64	7.08	10	0
5. Regulation	5.23	5.44	5.99	6.84	5.91	6.59	6.68
A. Credit market regulations	4.65	5.35	5.3	7.7	4.67	6.68	6.68
(i) Ownership of banks	2	2	2	8	8	10	10
(ii) Private sector credit	7.95	8.05	5.91	8.09	0	4.03	4.03
(iii) Interest rate controls / negative real interest rates	4	6	8	7	6	6	6
B. Labor market regulations			6.93	7.23	6.99	6.91	6.91
(i) Hiring regulations and minimum wage			6.7	4.43	4.43	4.43	4.43
(ii) Hiring and firing regulations			5.33	5.68	4.5	4.48	4.48
(iii) Centralized collective bargaining			7.33	7.61	7.34	6.89	6.89
(iv) Hours regulations			10	10	10	10	10
(v) Mandated cost of worker dismissal			2.21	5.68	5.68	5.68	5.68
(vi) Conscription	10	10	10	10	10	10	10
C. Business regulations			5.73	5.57	6.07	6.17	6.44
(i) Administrative requirements				3.92	3.99	4.4	4.4
(ii) Bureaucracy costs				4.24	2.67	3.11	3.11
(iii) Starting a business			7.34	7.8	8.37	8.47	8.47
(iv) Impartial public administration	3.45	3.45	4.01	3.54	4.97	4.53	6.12
(v) Licensing restrictions				5.71	8.42	8.41	8.41
(vi) Cost of tax compliance			5.85	8.24	8.01	8.11	8.11

Malaysia

	1980	1990	2000	2010	2015	2019	2020
	Rating (Rank)	Rating (Rank)	Rating (Rank)	Rating (Rank)	Rating (Rank)	Rating (Rank)	Rating (Rank)
Summary Ratings (Rank)	6.61 (22)	7.2 (18)	6.47 (74)	6.63 (95)	7.51 (48)	7.52 (52)	7.35 (49)
	Rating (Data)	Rating (Data)	Rating (Data)	Rating (Data)	Rating (Data)	Rating (Data)	Rating (Data)
1. Size of Government	4.79	6.15	5.64	5.79	6.49	7.04	7.12
A. Government consumption	4.52 (24.64)	5.58 (21.02)	5.87 (20.05)	5.6 (20.95)	6.02 (19.53)	6.96 (16.35)	6.59 (17.6)
B. Transfers and subsidies	8.83 (4.8)	9.48 (2.4)	8.45 (6.2)	8.91 (4.5)	8.17 (7.21)	8.05 (7.66)	8.05 (7.66)
C. Government investment	2.7 (40.54)	4.64 (33.76)	0.86 (46.98)	1.42 (45.04)	4.31 (34.91)	6.51 (27.21)	7.13 (25.06)
D. Top marginal tax rate	2	6	8	8	9	9	9
(i) Top marginal income tax rate	2 (60)	6 (45)	8 (29)	8 (26)	9 (25)	9 (28)	9 (30)
(ii) Top marginal income and payroll tax rate		6 (45)	8 (29)	8 (26)	9 (25)	9 (28)	9 (30)
E. State ownership of assets	5.89	5.03	5.03	5.03	4.97	4.7	4.84
2. Legal System and Property Rights	5.84	4.94	4.87	5.32	5.6	5.83	5.88
A. Judicial independence	5.98	5.44	4.77	5.63	5.51	6.32	6.31
B. Impartial courts	8.27	6.17	6.16	6.47	6.51	6.83	6.73
C. Protection of property rights		6.14	4.6	5.44	7.15	7.52	7.52
D. Military interference in rule of law and politics	8.33	8.33	8.33	8.33	8.33	8.33	8.33
E. Integrity of the legal system	6.85	4.49	4.49	5.45	5.32	5.93	6.44
F. Legal enforcement of contracts	6	4.89	4.89	5.67	5.62	5.73	5.73
G. Regulatory restrictions on sale of real property		6.56	6.56	8.01	8.64	8.63	8.63
H. Reliability of police			7.51	6.72	7.32	7.38	7.38
<i>Gender Legal Rights Adjustment</i>	0.65	0.65	0.65	0.65	0.65	0.65	0.65
3. Sound Money	8.89	8.8	8.3	6.7	9.62	8.41	8.32
A. Money growth	8.15 (9.27)	7.88 (-10.59)	9.72 (1.41)	9.63 (1.85)	9.84 (0.81)	4.47 (27.66)	4.22 (28.89)
B. Standard deviation of inflation	8.78 (3.06)	7.92 (5.2)	8.79 (3.04)	7.51 (6.23)	9.06 (2.36)	9.32 (1.69)	9.28 (1.79)
C. Inflation: most recent year	8.63 (6.87)	9.41 (2.95)	9.69 (1.53)	9.66 (1.71)	9.58 (2.1)	9.87 (0.66)	9.77 (-1.14)
D. Freedom to own foreign currency bank accounts	10	10	5	0	10	10	10
4. Freedom to Trade Internationally	7.49	8.09	6.51	7.04	7.29	7.63	6.97
A. Tariffs	6.37	6.76	5.92	6.92	7.12	7.82	7.68
(i) Revenue from trade taxes (% of trade sector)	4.87 (7.7)	7.87 (3.2)	9.59 (0.62)	9.79 (0.31)	9.84 (0.24)	9.86 (0.21)	9.86 (0.21)
(ii) Mean tariff rate	7.88 (10.6)	7.4 (13)	8.16 (9.2)	8.7 (6.5)	8.78 (6.1)	8.88 (5.6)	8.86 (5.7)
(iii) Standard deviation of tariff rates		5 (12.5)	0 (33.3)	2.28 (19.31)	2.75 (18.12)	4.71 (13.22)	4.32 (14.19)
B. Regulatory trade barriers			7.67	7.09	7.04	7.72	7.72
(i) Non-tariff trade barriers			6.67	6.31	6.57	6.89	6.89
(ii) Compliance cost of importing and exporting			8.67	7.87	7.52	8.54	8.54
C. Black-market exchange rates	10	10	10	10	10	10	10
D. Controls of the movement of capital and people	6.09	7.5	2.47	4.14	4.98	4.98	2.5
(i) Financial openness	7.17	10	4.16	1.66	4.16	4.17	4.17
(ii) Capital controls	5	5	0.77	0.77	0.77	0.77	0.77
(iii) Freedom of foreigners to visit				10	10	10	2.56
5. Regulation	6.06	8	7.01	8.27	8.57	8.67	8.47
A. Credit market regulations	6.3	7.81	7.95	9.5	9.64	9.7	9.28
(i) Ownership of banks	5	5	5	10	10	10	10
(ii) Private sector credit	7.9	8.44	8.85	8.51	8.92	9.09	7.83
(iii) Interest rate controls / negative real interest rates	6	10	10	10	10	10	10
B. Labor market regulations		8.19	6.01	7.94	8.05	8.04	8.04
(i) Hiring regulations and minimum wage			4.47	10	10	10	10
(ii) Hiring and firing regulations		6.65	4	5.82	6.77	6.67	6.67
(iii) Centralized collective bargaining	7.93	7.93	7.53	7.57	7.27	7.33	7.33
(iv) Hours regulations			7.01	10	10	10	10
(v) Mandated cost of worker dismissal			3.05	4.24	4.24	4.24	4.24
(vi) Conscription	10	10	10	10	10	10	10
C. Business regulations			7.08	7.38	8.02	8.27	8.10
(i) Administrative requirements			7.13	5.71	6.52	6.67	6.67
(ii) Bureaucracy costs			8.43	9.55	10	9.56	9.56
(iii) Starting a business			8.78	9.64	9.34	9.32	9.32
(iv) Impartial public administration	5.91	3.44	3.19	4.19	4.47	6.02	5.03
(v) Licensing restrictions				6.67	9.63	10.00	10.00
(vi) Cost of tax compliance			7.87	8.51	8.16	8.05	8.05

Mali

	1980	1990	2000	2010	2015	2019	2020
	Rating (Rank)	Rating (Rank)	Rating (Rank)	Rating (Rank)	Rating (Rank)	Rating (Rank)	Rating (Rank)
Summary Ratings (Rank)	5.71 (37)	5.83 (48)	5.92 (87)	5.95 (126)	5.85 (135)	5.9 (140)	5.85 (140)
	Rating (Data)	Rating (Data)	Rating (Data)	Rating (Data)	Rating (Data)	Rating (Data)	Rating (Data)
1. Size of Government	8.80	8.61	6.39	7.14	5.78	6.40	6.45
A. Government consumption	10 (4.86)	7.31 (15.13)	7.47 (14.6)	5.31 (21.93)	6.69 (17.27)	6.6 (17.55)	6.55 (17.72)
B. Transfers and subsidies	9.51 (2.3)	9.97 (0.6)	9.97 (0.6)	10 (0.29)	9.85 (1.06)	9.9 (0.88)	9.67 (1.7)
C. Government investment	10 (12.41)	10 (1.46)	0 (49.99)	5.15 (31.97)	1.51 (44.72)	4.37 (34.7)	4.89 (32.89)
D. Top marginal tax rate					3	3.5	3.5
(i) Top marginal income tax rate					5 (40)	5 (37)	5 (37)
(ii) Top marginal income and payroll tax rate					1 (57)	2 (53)	2 (53)
E. State ownership of assets	5.68	7.15	8.1	8.1	7.87	7.61	7.61
2. Legal System and Property Rights	2.85	2.79	3.52	3.54	3.63	3.49	3.52
A. Judicial independence	5.35	5.64	5.38	5.01	5.28	5.25	5.25
B. Impartial courts	3.92	4.43	4.14	4.23	4.02	3.89	3.58
C. Protection of property rights			3.65	4.54	4.13	4	4
D. Military interference in rule of law and politics	1.67	1.67	6.67	5.83	4.17	3.33	3.33
E. Integrity of the legal system	3.95	4	5.37	5.33	5.18	5.08	5.6
F. Legal enforcement of contracts		1.95	1.95	2.63	2.63	2.63	2.63
G. Regulatory restrictions on sale of real property		4.17	4.17	5.47	5.57	5.8	5.8
H. Reliability of police			5.48	3.98	4.3	3.96	3.96
<i>Gender Legal Rights Adjustment</i>	0.53	0.53	0.53	0.53	0.65	0.65	0.65
3. Sound Money	6	7.15	8.33	6.79	6.96	7.19	7.1
A. Money growth	8.42 (7.89)	9.78 (-1.09)	9.74 (1.29)	9.1 (4.51)	9.11 (4.44)	9.25 (3.73)	8.74 (6.28)
B. Standard deviation of inflation	8.83 (2.93)	9.36 (1.59)	8.72 (3.2)	8.29 (4.26)	9.03 (2.42)	9.82 (0.46)	9.76 (0.59)
C. Inflation: most recent year	6.74 (16.31)	9.45 (2.73)	9.86 (-0.68)	9.78 (1.11)	9.71 (1.44)	9.67 (-1.66)	9.91 (0.44)
D. Freedom to own foreign currency bank accounts	0	0	5	0	0	0	0
4. Freedom to Trade Internationally	5.44	5.75	6.35	6.18	6.64	6.06	5.84
A. Tariffs	5.23	5.97	7.73	7.62	7.55	7.6	7.61
(i) Revenue from trade taxes (% of trade sector)	7.47 (3.8)	6.93 (4.6)	7.87 (3.2)	7.95 (3.08)	8.07 (2.9)	8.19 (2.72)	8.21 (2.69)
(ii) Mean tariff rate	3 (35)	5 (25)	7.6 (12)	7.62 (11.9)	7.56 (12.2)	7.58 (12.1)	7.58 (12.1)
(iii) Standard deviation of tariff rates				7.29 (6.78)	7.02 (7.44)	7.05 (7.38)	7.05 (7.38)
B. Regulatory trade barriers			6.83	5.54	4.86	4.93	4.93
(i) Non-tariff trade barriers				5.02	4.4	4.56	4.56
(ii) Compliance cost of importing and exporting			6.83	6.05	5.31	5.3	5.3
C. Black-market exchange rates	9	9.2	10	10	10	10	10
D. Controls of the movement of capital and people	2.08	2.08	0.83	1.58	4.14	1.73	0.8
(i) Financial openness	4.16	4.16	1.66	1.66	1.66	1.64	1.64
(ii) Capital controls	0	0	0	0.77	0.77	0.77	0.77
(iii) Freedom of foreigners to visit				2.32	10	2.77	0
5. Regulation	5.49	4.87	5	6.08	6.22	6.34	6.34
A. Credit market regulations	5.29	6.52	4.94	7.3	7.34	7.7	7.7
(i) Ownership of banks	2	2	2	8	8	10	10
(ii) Private sector credit	9.88	9.57	7.78	8.89	9.02	8.11	8.11
(iii) Interest rate controls / negative real interest rates	4	8		5	5	5	5
B. Labor market regulations			4.71	5.23	5.04	5.25	5.25
(i) Hiring regulations and minimum wage			3.3	5	4.43	5.57	5.57
(ii) Hiring and firing regulations			4.67	4.79	4.89	4.89	4.89
(iii) Centralized collective bargaining			5.17	6	5.34	5.45	5.45
(iv) Hours regulations			8	8	8	8	8
(v) Mandated cost of worker dismissal			7.13	7.57	7.57	7.57	7.57
(vi) Conscription	10	0	0	0	0	0	0
C. Business regulations			5.35	5.72	6.27	6.08	6.08
(i) Administrative requirements				4.04	4.03	4.01	4.01
(ii) Bureaucracy costs				4.55	4.22	3.33	3.33
(iii) Starting a business			5.14	7.65	9.07	9.05	9.05
(iv) Impartial public administration	4.11	4.25	3.93	3.93	4.45	4.29	4.29
(v) Licensing restrictions				7.2	8.89	8.88	8.88
(vi) Cost of tax compliance			6.97	6.97	6.97	6.91	6.91

Malta

	1980	1990	2000	2010	2015	2019	2020
	Rating (Rank)	Rating (Rank)	Rating (Rank)	Rating (Rank)	Rating (Rank)	Rating (Rank)	Rating (Rank)
Summary Ratings (Rank)	5.32 (52)	5.84 (47)	6.88 (55)	7.77 (22)	7.98 (17)	8.02 (16)	7.72 (21)
	Rating (Data)	Rating (Data)	Rating (Data)	Rating (Data)	Rating (Data)	Rating (Data)	Rating (Data)
1. Size of Government	3.87	4.51	6.84	6.80	6.80	6.94	6.40
A. Government consumption	5.88 (20.01)	5.33 (21.89)	5.1 (22.67)	4.28 (25.45)	4.16 (25.85)	3.69 (27.44)	2.24 (32.39)
B. Transfers and subsidies	6.81 (12.2)	5.89 (15.6)	5.92 (15.49)	5.92 (15.47)	6.54 (13.19)	7.22 (10.71)	5.96 (15.31)
C. Government investment			9.39 (17.13)	10 (10.38)	9.51 (16.72)	10 (10.43)	10 (10.43)
D. Top marginal tax rate	0	0	7	7	7	7	7
(i) Top marginal income tax rate	0 (65)	0 (65)	7 (35)	7 (35)	7 (35)	7 (35)	7 (35)
(ii) Top marginal income and payroll tax rate		0 (65)	7 (35)	7 (35)	7 (35)	7 (35)	7 (35)
E. State ownership of assets	2.78	6.81	6.81	6.81	6.81	6.81	6.81
2. Legal System and Property Rights	5.28	5.59	6.95	6.89	6.54	6.42	6.50
A. Judicial independence	5.64	6.64	7.41	7.28	6.9	6.55	6.68
B. Impartial courts	7.97	8	7.28	7.02	6.66	6.78	6.42
C. Protection of property rights			4.08	5.71	6.69	6.82	6.82
D. Military interference in rule of law and politics	5	5	10	10	10	10	10
E. Integrity of the legal system	4.55	4.87	7.78	7.37	7.25	6.88	7.78
F. Legal enforcement of contracts			6.27	4.48	4.48	5.35	5.35
G. Regulatory restrictions on sale of real property			7.36	8.01	5.28	5.24	5.24
H. Reliability of police			7.12	6.92	6.64	5.29	5.29
<i>Gender Legal Rights Adjustment</i>	0.82	0.82	0.94	0.94	0.94	0.94	0.94
3. Sound Money	6.5	7.27	7.00	9.54	9.65	9.53	9.34
A. Money growth	9.68 (1.6)	10 (-0.02)	9.94 (-0.28)	8.59 (7.06)	8.95 (5.24)	8.59 (7.06)	7.64 (11.78)
B. Standard deviation of inflation	8.8 (3)	9.74 (0.64)	8.51 (3.72)	9.87 (0.32)	9.88 (0.3)	9.88 (0.31)	9.84 (0.41)
C. Inflation: most recent year	7.52 (12.4)	9.36 (3.21)	9.53 (2.37)	9.7 (1.52)	9.78 (1.1)	9.67 (1.64)	9.87 (0.64)
D. Freedom to own foreign currency bank accounts	0	0	0	10	10	10	10
4. Freedom to Trade Internationally	5.39	6.05	6.99	8.39	8.64	8.75	8.40
A. Tariffs	6.73	6.73	8.51	8.34	8.36	8.2	8.03
(i) Revenue from trade taxes (% of trade sector)	6.73 (4.9)	6.73 (4.9)	9.58 (0.63)	9.63 (0.55)	9.1 (1.35)	9.13 (1.3)	8.6 (2.1)
(ii) Mean tariff rate			8.24 (8.8)	8.98 (5.1)	8.98 (5.1)	8.98 (5.1)	8.98 (5.1)
(iii) Standard deviation of tariff rates			7.72 (5.7)	6.41 (8.98)	7 (7.5)	6.49 (8.77)	6.51 (8.72)
B. Regulatory trade barriers			8.83	7.45	7.98	7.98	7.98
(i) Non-tariff trade barriers				7.45	6.6	7.05	7.05
(ii) Compliance cost of importing and exporting			8.83		9.36	8.92	8.92
C. Black-market exchange rates	7.6	9.6	9.4	10	10	10	10
D. Controls of the movement of capital and people	1.83	1.83	1.21	7.78	8.22	8.81	7.57
(i) Financial openness	1.66	1.66	1.66	10	10	10	10
(ii) Capital controls	2	2	0.77	6.92	6.92	7.69	7.69
(iii) Freedom of foreigners to visit				6.42	7.74	8.74	5
5. Regulation	5.55	5.77	6.64	7.25	8.24	8.43	7.96
A. Credit market regulations	5.15	4.81	6.62	9.25	9.84	10	8.55
(i) Ownership of banks	0	0	2	10	10	10	10
(ii) Private sector credit	9.45	8.43	7.86	7.75	9.53	10	5.65
(iii) Interest rate controls / negative real interest rates	6	6	10	10	10	10	10
B. Labor market regulations			6.67	6.76	7.9	7.95	7.95
(i) Hiring regulations and minimum wage					7.23	7.23	7.23
(ii) Hiring and firing regulations			3.33	4.17	4.76	5.16	5.16
(iii) Centralized collective bargaining			6.67	6.12	7.39	7.32	7.32
(iv) Hours regulations					8	8	8
(v) Mandated cost of worker dismissal					10	10	10
(vi) Conscriptation	10	10	10	10	10	10	10
C. Business regulations				5.72	6.99	7.34	7.37
(i) Administrative requirements				3.05	4.1	4.79	4.79
(ii) Bureaucracy costs				5.76	4.89	6.67	6.89
(iii) Starting a business					9.03	9.27	9.27
(iv) Impartial public administration	5.1	8.36	8.36	8.36	7.29	6.85	6.85
(v) Licensing restrictions					8.19	8.00	8.00
(vi) Cost of tax compliance					8.44	8.44	8.44

Mauritania

	1980	1990	2000	2010	2015	2019	2020
	Rating (Rank)	Rating (Rank)	Rating (Rank)	Rating (Rank)	Rating (Rank)	Rating (Rank)	Rating (Rank)
Summary Ratings (Rank)				5.9 (128)	5.9 (130)	6.55 (108)	6.13 (125)
	Rating (Data)	Rating (Data)	Rating (Data)	Rating (Data)	Rating (Data)	Rating (Data)	Rating (Data)
1. Size of Government	2.42	5.85	4.54	7.14	6.39	7.23	5.73
A. Government consumption				6.05 (19.44)	6.29 (18.62)	6.63 (17.45)	6.37 (18.35)
B. Transfers and subsidies							0 (0)
C. Government investment	0 (100)	5.39 (31.14)	2.45 (41.42)	10 (13.8)	6.97 (25.59)	10 (10.98)	10 (10.98)
D. Top marginal tax rate				5	5	5	5
(i) Top marginal income tax rate				5 (40)	5 (40)	5 (40)	5 (40)
(ii) Top marginal income and payroll tax rate				5 (40)	5 (40)	5 (40)	5 (40)
E. State ownership of assets	4.85	6.3	6.63	7.53	7.28	7.28	7.28
2. Legal System and Property Rights	2.09	2.14	3.56	3.35	3.06	3.56	3.5
A. Judicial independence	3.27	2.62	3.5	3.34	3.63	3.76	3.61
B. Impartial courts	2.48	3.34	3.93	3.55	3.04	3.66	2.77
C. Protection of property rights			4.45	4.3	3.62	3.2	3.2
D. Military interference in rule of law and politics							
E. Integrity of the legal system	2.77	2.77	3.29	4.17	3.14	3.17	3.67
F. Legal enforcement of contracts			6.04	6.27	6.27	6.27	6.27
G. Regulatory restrictions on sale of real property			7.36	7.53	7.56	7.59	7.59
H. Reliability of police			5.27	2.74	1.89	6.23	6.23
<i>Gender Legal Rights Adjustment</i>	0.47	0.47	0.47	0.47	0.47	0.47	0.47
3. Sound Money				6.51	7.72	8.02	8.34
A. Money growth			0 (108.38)	8.47 (7.64)	9.21 (3.97)	9.13 (4.34)	9.13 (4.34)
B. Standard deviation of inflation				3.83 (15.42)	6.76 (8.1)	8.4 (4)	9.7 (0.74)
C. Inflation: most recent year				8.74 (6.28)	9.9 (0.48)	9.54 (2.3)	9.52 (2.39)
D. Freedom to own foreign currency bank accounts				5	5	5	5
4. Freedom to Trade Internationally				5.86	5.82	6.7	5.85
A. Tariffs				7.64	7.38	7.39	7.39
(i) Revenue from trade taxes (% of trade sector)							
(ii) Mean tariff rate				8.08 (9.6)	7.6 (12)	7.58 (12.1)	7.58 (12.1)
(iii) Standard deviation of tariff rates				7.2 (7.01)	7.17 (7.08)	7.19 (7.02)	7.19 (7.02)
B. Regulatory trade barriers				4.93	3.9	4.43	4.43
(i) Non-tariff trade barriers				4.93	2.69	3.3	3.3
(ii) Compliance cost of importing and exporting				4.94	5.12	5.57	5.57
C. Black-market exchange rates				10	10	10	10
D. Controls of the movement of capital and people	1.66	1.66	1.66	0.89	2	4.99	1.57
(i) Financial openness	1.66	1.66	1.66	1.66	1.66	1.64	1.64
(ii) Capital controls				1	3.33	3.33	3.08
(iii) Freedom of foreigners to visit				0	1	10	0
5. Regulation				6.65	6.54	7.22	7.22
A. Credit market regulations				8.01	8.95	9.67	9.67
(i) Ownership of banks				8	10	10	10
(ii) Private sector credit				8.03	7.86	10	10
(iii) Interest rate controls / negative real interest rates				8	9	9	9
B. Labor market regulations				6.38	6.26	6	6
(i) Hiring regulations and minimum wage				5.57	4.43	5.57	5.57
(ii) Hiring and firing regulations				4.99	4.6	3.45	3.45
(iii) Centralized collective bargaining				6.81	5.58	6.02	6.02
(iv) Hours regulations				8	10	8	8
(v) Mandated cost of worker dismissal				7.94	7.94	7.94	7.94
(vi) Conscription				5	5	5	5
C. Business regulations				5.56	4.4	5.99	5.99
(i) Administrative requirements				4.88	3.64	2.54	2.54
(ii) Bureaucracy costs				2.58	0.22	2.67	2.67
(iii) Starting a business				7.79	9.54	9.64	9.64
(iv) Impartial public administration	6.07	5.83	6.11	7.04	1.89	4.88	4.88
(v) Licensing restrictions				8.89	9.22	9.21	9.21
(vi) Cost of tax compliance				2.2	1.88	6.97	6.97

Mauritius

	1980	1990	2000	2010	2015	2019	2020
	Rating (Rank)	Rating (Rank)	Rating (Rank)	Rating (Rank)	Rating (Rank)	Rating (Rank)	Rating (Rank)
Summary Ratings (Rank)	5.04 (63)	5.97 (43)	7.26 (36)	7.98 (13)	8.06 (14)	8.2 (8)	7.88 (9)
	Rating (Data)	Rating (Data)	Rating (Data)	Rating (Data)	Rating (Data)	Rating (Data)	Rating (Data)
1. Size of Government	6.31	6.96	7.55	7.96	7.9	7.91	7.9
A. Government consumption	7.14 (15.72)	7.24 (15.4)	7 (16.19)	7.09 (15.89)	6.86 (16.66)	6.82 (16.8)	5.86 (20.08)
B. Transfers and subsidies	8.37 (6.5)	8.99 (4.2)	8.49 (6.06)	8.45 (6.19)	9.34 (2.91)	8.39 (6.42)	8.39 (6.42)
C. Government investment	4 (36)	3.62 (37.32)	6.28 (28.01)	7.28 (24.53)	6.49 (27.29)	6.5 (27.25)	7.44 (23.97)
D. Top marginal tax rate	3	7	8	9	9	10	10
(i) Top marginal income tax rate	3 (50)	7 (35)	9 (25)	10 (15)	10 (15)	10 (15)	10 (15)
(ii) Top marginal income and payroll tax rate		7 (35)	7 (33)	8 (26)	8 (26)	10 (15)	10 (15)
E. State ownership of assets	9.04	7.97	7.97	8.01	7.82	7.82	7.82
2. Legal System and Property Rights	5.5	5.49	4.98	5.73	6.25	6.86	6.94
A. Judicial independence	6.52	6.41	6.71	6.78	6.71	6.94	6.81
B. Impartial courts	5.01	6.58	6.58	6.52	6.6	6.43	6.36
C. Protection of property rights		4.8	4.8	7.06	6.59	7.19	7.19
D. Military interference in rule of law and politics			7.5	5			
E. Integrity of the legal system	6.56	6.56	4.98	4.54	6.31	6.59	7.31
F. Legal enforcement of contracts		3.94	3.97	4.4	5.03	5.25	5.25
G. Regulatory restrictions on sale of real property			1.03	6.1	6.25	9.48	9.48
H. Reliability of police			5.49	5.47	6.25	6.14	6.14
<i>Gender Legal Rights Adjustment</i>	0.82	0.94	0.94	1	1	1	1
3. Sound Money	4.75	6.19	9.56	9.36	9.65	9.75	9.47
A. Money growth	8.5 (7.52)	7.41 (12.94)	9.56 (2.21)	9.15 (4.23)	9.34 (3.32)	9.34 (3.3)	8.62 (6.91)
B. Standard deviation of inflation	5.8 (10.5)	9.37 (1.58)	9.51 (1.21)	8.87 (2.83)	9.52 (1.19)	9.75 (0.61)	9.77 (0.58)
C. Inflation: most recent year	4.69 (26.57)	7.98 (10.12)	9.16 (4.2)	9.42 (2.89)	9.74 (1.29)	9.92 (0.41)	9.48 (2.58)
D. Freedom to own foreign currency bank accounts	0	0	10	10	10	10	10
4. Freedom to Trade Internationally	2.1	4.46	7.03	8.47	8.42	8.53	7.7
A. Tariffs	3.31	3.14	3.54	9.17	9.46	9.41	9.41
(i) Revenue from trade taxes (% of trade sector)	3.6 (9.6)	4.93 (7.6)	6.81 (4.78)	9.71 (0.44)	9.92 (0.12)	9.8 (0.3)	9.8 (0.3)
(ii) Mean tariff rate	3.02 (34.9)	4.48 (27.6)	3.8 (31)	9.72 (1.4)	9.8	9.84 (0.8)	9.84 (0.8)
(iii) Standard deviation of tariff rates		0 (91.5)	0 (27.8)	8.08 (4.8)	8.66 (3.35)	8.58 (3.55)	8.58 (3.55)
B. Regulatory trade barriers			7.53	7.34	7	7.52	7.52
(i) Non-tariff trade barriers			7.88	6.43	6.14	6.5	6.5
(ii) Compliance cost of importing and exporting			7.17	8.26	7.86	8.54	8.54
C. Black-market exchange rates	2	8.4	10	10	10	10	10
D. Controls of the movement of capital and people	1	1.83	7.05	7.38	7.2	7.21	3.87
(i) Financial openness	0	1.66	7.17	8.8	6.99	7	7
(ii) Capital controls	2	2	6.92	4.62	4.62	4.62	4.62
(iii) Freedom of foreigners to visit				8.74	10	10	0
5. Regulation	6.57	6.74	7.2	8.37	8.06	7.95	7.39
A. Credit market regulations	7.28	8.13	9.1	9.49	8.78	7.94	6.48
(i) Ownership of banks	8	10	10	10	8	8	8
(ii) Private sector credit	6.56	6.38	8.29	8.48	8.33	5.81	1.44
(iii) Interest rate controls / negative real interest rates		8	9	10	10	10	10
B. Labor market regulations			4.9	7.63	7.38	7.9	7.9
(i) Hiring regulations and minimum wage			3.12	10	5.57	6.67	6.67
(ii) Hiring and firing regulations			1.98	4.61	5.43	5.98	5.98
(iii) Centralized collective bargaining			3.55	5.64	5.77	6.24	6.24
(iv) Hours regulations			5.85	8	10	10	10
(v) Mandated cost of worker dismissal				7.53	7.53	8.50	8.50
(vi) Conscription	10	10	10	10	10	10	10
C. Business regulations			7.61	7.99	8.03	8.02	7.81
(i) Administrative requirements			5.93	4.28	4.67	5.02	5.02
(ii) Bureaucracy costs			7.5	9.09	9.78	8.44	8.44
(iii) Starting a business			8.42	9.77	9.77	9.85	9.85
(iv) Impartial public administration	7.98	7.98	7.98	7.98	7.30	7.00	5.75
(v) Licensing restrictions				8.65	8.37	9.36	9.36
(vi) Cost of tax compliance			8.20	8.20	8.30	8.43	8.43

Mexico

	1980	1990	2000	2010	2015	2019	2020
Summary Ratings (Rank)	Rating (Rank) 5.31 (53)	Rating (Rank) 5.98 (42)	Rating (Rank) 6.66 (65)	Rating (Rank) 6.93 (78)	Rating (Rank) 7.15 (70)	Rating (Rank) 7.2 (75)	Rating (Rank) 7.12 (64)
	Rating (Data)	Rating (Data)	Rating (Data)	Rating (Data)	Rating (Data)	Rating (Data)	Rating (Data)
1. Size of Government	5.46	7.85	7.58	7.55	8.30	8.25	8.08
A. Government consumption	7.83 (13.36)	8.6 (10.75)	7.65 (13.98)	7.28 (15.26)	7.11 (15.83)	7.38 (14.9)	6.83 (16.77)
B. Transfers and subsidies	8.94 (4.4)	9.25 (3.24)	7.92 (8.13)	8.76 (5.06)	8.72 (5.21)	8.6 (5.65)	8.35 (6.54)
C. Government investment	1.99 (43.04)	7.45 (23.91)	10 (13.68)	6.86 (26)	9.67 (16.17)	10 (12.63)	10 (13.57)
D. Top marginal tax rate	4	7	5	7.5	8	8	8
(i) Top marginal income tax rate	4 (55)	7 (40)	7 (40)	9 (30)	8 (35)	8 (35)	8 (35)
(ii) Top marginal income and payroll tax rate			3 (47)	6 (43)	8 (35)	8 (35)	8 (35)
E. State ownership of assets	4.52	6.92	7.31	7.37	8	7.27	7.23
2. Legal System and Property Rights	5.76	5.88	4.84	5.04	4.79	4.69	4.72
A. Judicial independence	4.84	4.68	5.29	5.43	5.3	4.72	4.81
B. Impartial courts	4.54	4.82	4.87	4.18	4.15	4.28	4.03
C. Protection of property rights		5.22	4.68	5.01	5.13	5.19	5.19
D. Military interference in rule of law and politics	10	10	5	7.5	5	5	5
E. Integrity of the legal system	4.54	4.61	4.03	4.02	3.62	3.5	3.87
F. Legal enforcement of contracts	5.75	4.95	4.7	4.7	5.07	5.07	5.07
G. Regulatory restrictions on sale of real property		6.86	6.86	6.86	7.5	7.33	7.33
H. Reliability of police			3.29	2.64	2.52	2.47	2.47
<i>Gender Legal Rights Adjustment</i>	0.94	1	1	1	1	1	1
3. Sound Money	7.87	3.65	6.91	8.12	8.13	8.23	8.16
A. Money growth	6.96 (15.19)	0.21 (48.93)	7.43 (12.84)	8.71 (6.46)	8.66 (6.71)	9.1 (4.48)	8.81 (5.96)
B. Standard deviation of inflation	9.08 (2.29)	0 (43.89)	7.09 (7.27)	9.61 (0.97)	9.4 (1.51)	9.54 (1.14)	9.52 (1.2)
C. Inflation: most recent year	5.44 (22.8)	4.37 (28.13)	8.1 (9.5)	9.17 (4.16)	9.46 (2.72)	9.27 (3.64)	9.32 (3.4)
D. Freedom to own foreign currency bank accounts	10	10	5	5	5	5	5
4. Freedom to Trade Internationally	2.64	7.21	7.3	7	7.55	7.71	7.65
A. Tariffs	1.91	7.88	7.48	6.58	7.83	8.07	8.09
(i) Revenue from trade taxes (% of trade sector)	0 (17.6)	8.67 (2)	9.37 (0.94)	9.37 (0.94)	9.77 (0.34)	9.77 (0.35)	9.78 (0.33)
(ii) Mean tariff rate	3.82 (30.9)	7.78 (11.1)	6.76 (16.2)	8.2 (9)	8.58 (7.1)	8.58 (7.1)	8.58 (7.1)
(iii) Standard deviation of tariff rates		7.2 (7)	6.32 (9.2)	2.15 (19.62)	5.14 (12.14)	5.85 (10.37)	5.91 (10.22)
B. Regulatory trade barriers			7.45	7.23	7.08	7.29	7.29
(i) Non-tariff trade barriers			6.4	6.05	5.7	6.11	6.11
(ii) Compliance cost of importing and exporting			8.5	8.41	8.47	8.46	8.46
C. Black-market exchange rates	0	10	10	10	10	10	10
D. Controls of the movement of capital and people	6	3.75	4.27	4.21	5.28	5.5	5.24
(i) Financial openness	10	2.51	6.99	6.99	6.99	7	7
(ii) Capital controls	2	5	1.54	1.54	1.54	2.31	1.54
(iii) Freedom of foreigners to visit				4.09	7.3	7.19	7.19
5. Regulation	4.82	5.33	6.69	6.93	7.01	7.1	7
A. Credit market regulations	5.62	5.58	9.51	8.65	8.65	9.01	8.7
(i) Ownership of banks	8	0	10	10	8	8	8
(ii) Private sector credit	4.87	8.74	9.52	5.94	7.95	9.02	8.1
(iii) Interest rate controls / negative real interest rates	4	8	9	10	10	10	10
B. Labor market regulations		5.08	4.53	5.4	5.64	5.59	5.59
(i) Hiring regulations and minimum wage			2.75	6.67	6.67	6.67	6.67
(ii) Hiring and firing regulations		5.00	4.10	3.47	4.20	4.05	4.05
(iii) Centralized collective bargaining		7.24	5.65	6.41	7.13	7	7
(iv) Hours regulations			6.51	8	8	8	8
(v) Mandated cost of worker dismissal			5.18	4.82	4.82	4.82	4.82
(vi) Conscription	3	3	3	3	3	3	3
C. Business regulations			6.03	6.74	6.74	6.7	6.7
(i) Administrative requirements			6.73	3.15	2.85	3.11	3.11
(ii) Bureaucracy costs			6.33	7.58	6.89	5.78	5.78
(iii) Starting a business			7.92	9.57	9.54	9.57	9.57
(iv) Impartial public administration	3.46	4.48	5.34	5.02	4.88	4.85	4.85
(v) Licensing restrictions				9	9.49	9.56	9.56
(vi) Cost of tax compliance			3.81	6.11	6.79	7.30	7.30

Moldova

	1980	1990	2000	2010	2015	2019	2020
	Rating (Rank)	Rating (Rank)	Rating (Rank)	Rating (Rank)	Rating (Rank)	Rating (Rank)	Rating (Rank)
Summary Ratings (Rank)				6.72 (88)	6.94 (83)	7.32 (65)	7.05 (69)
	Rating (Data)	Rating (Data)	Rating (Data)	Rating (Data)	Rating (Data)	Rating (Data)	Rating (Data)
1. Size of Government			7.9	7.4	7.56	7.82	7.53
A. Government consumption				6.82 (16.8)	7.58 (14.23)	7.54 (14.35)	6.82 (16.8)
B. Transfers and subsidies				6.07 (14.91)	6.52 (13.26)	6.68 (12.69)	5.96 (15.33)
C. Government investment			10 (10.88)	10 (14.61)	9.89 (15.37)	10 (13.03)	10 (13.03)
D. Top marginal tax rate				7	7	7.5	7.5
(i) Top marginal income tax rate				10 (18)	10 (18)	10 (12)	10 (12)
(ii) Top marginal income and payroll tax rate				4 (41)	4 (42)	5 (36)	5 (36)
E. State ownership of assets		3.58	5.8	7.11	6.81	7.37	7.37
2. Legal System and Property Rights	4.31	5.31	5.15	5.21	5.05	5.67	5.68
A. Judicial independence	5.94	5.98	4.72	4.71	4.82	4.86	4.96
B. Impartial courts	3.93	4.32	3.75	4.31	3.72	4.63	4.39
C. Protection of property rights			4.58	4.42	4.27	4.89	4.89
D. Military interference in rule of law and politics		6.67	6.67	6.67	6.67	6.67	6.67
E. Integrity of the legal system	4.31	6.32	6.39	6.47	5.87	6	6.22
F. Legal enforcement of contracts			6.71	6.07	4.32	4.32	4.32
G. Regulatory restrictions on sale of real property			8.73	9.61	9.6	9.57	9.57
H. Reliability of police			3.6	3.41	3.68	4.42	4.42
<i>Gender Legal Rights Adjustment</i>	0.82	0.82	0.82	0.82	0.88	1	1
3. Sound Money				7.40	7.75	8.12	8.14
A. Money growth			0 (111.38)	8.13 (9.34)	8.72 (6.4)	9.27 (3.67)	8.64 (6.82)
B. Standard deviation of inflation				7.96 (5.1)	9.2 (1.99)	9.16 (2.1)	9.66 (0.84)
C. Inflation: most recent year				8.52 (7.4)	8.06 (9.68)	9.03 (4.84)	9.25 (3.77)
D. Freedom to own foreign currency bank accounts				5	5	5	5
4. Freedom to Trade Internationally				6.53	7.19	7.57	6.73
A. Tariffs			9.23	8.64	8.7	8.69	8.67
(i) Revenue from trade taxes (% of trade sector)			9.23 (1.15)	9.15 (1.28)	9.38 (0.93)	9.35 (0.98)	9.26 (1.11)
(ii) Mean tariff rate				9.08 (4.6)	8.92 (5.4)	8.94 (5.3)	8.94 (5.3)
(iii) Standard deviation of tariff rates				7.68 (5.8)	7.8 (5.51)	7.8 (5.51)	7.8 (5.51)
B. Regulatory trade barriers				5.39	7.07	7.46	7.46
(i) Non-tariff trade barriers				5.48	5.35	6.12	6.12
(ii) Compliance cost of importing and exporting				5.3	8.79	8.79	8.79
C. Black-market exchange rates				10	10	10	10
D. Controls of the movement of capital and people			1.66	2.1	2.98	4.14	0.8
(i) Financial openness			1.66	1.66	1.66	1.64	1.64
(ii) Capital controls				0	0.77	0.77	0.77
(iii) Freedom of foreigners to visit				4.65	6.53	10	0
5. Regulation				7.06	7.15	7.44	7.16
A. Credit market regulations				9.09	9.42	9.71	8.99
(i) Ownership of banks				10	10	10	10
(ii) Private sector credit			9.09	8.28	8.25	9.14	6.96
(iii) Interest rate controls / negative real interest rates				9	10	10	10
B. Labor market regulations				5.5	5.43	5.61	5.61
(i) Hiring regulations and minimum wage				5.57	5.57	5.57	5.57
(ii) Hiring and firing regulations				4.11	3.88	4.72	4.72
(iii) Centralized collective bargaining				7.55	7.33	7.58	7.58
(iv) Hours regulations				6	6	6	6
(v) Mandated cost of worker dismissal				6.79	6.79	6.79	6.79
(vi) Conscription				3	3	3	3
C. Business regulations				6.58	6.6	7	6.89
(i) Administrative requirements				3.22	3.01	4.02	4.02
(ii) Bureaucracy costs				6.52	6	7.11	6.44
(iii) Starting a business				9.58	9.74	9.83	9.83
(iv) Impartial public administration		4.63	5.61	6.67	6.49	6.73	6.73
(v) Licensing restrictions				6.03	6.42	6.38	6.38
(vi) Cost of tax compliance				7.44	7.97	7.95	7.95

Mongolia

	1980	1990	2000	2010	2015	2019	2020
	Rating (Rank)	Rating (Rank)	Rating (Rank)	Rating (Rank)	Rating (Rank)	Rating (Rank)	Rating (Rank)
Summary Ratings (Rank)				7.21 (59)	7.38 (55)	7.42 (58)	7.3 (56)
	Rating (Data)	Rating (Data)	Rating (Data)	Rating (Data)	Rating (Data)	Rating (Data)	Rating (Data)
1. Size of Government	0.17	0.97	8.47	7.71	7.14	7.33	7.11
A. Government consumption				6.27 (18.69)	6.28 (18.64)	6.29 (18.63)	5.67 (20.73)
B. Transfers and subsidies				7.08 (11.23)	7.6 (9.3)	7.53 (9.57)	7.53 (9.57)
C. Government investment	0 (80.95)	0 (85.47)	10 (11.75)	9.27 (17.55)	5.84 (29.55)	6.89 (25.9)	6.89 (25.9)
D. Top marginal tax rate				9	9	9	8.5
(i) Top marginal income tax rate				10 (10)	10 (10)	10 (10)	10 (10)
(ii) Top marginal income and payroll tax rate				8 (29)	8 (28)	8 (28)	7 (31)
E. State ownership of assets	0.34	1.94	6.94	6.94	6.97	6.97	6.97
2. Legal System and Property Rights	4.8	5.39	5.5	5.95	6.15	6.04	6.07
A. Judicial independence	2.66	4.45	4.88	5.19	5.64	5.28	5.27
B. Impartial courts	5.24	5.13	4.22	4.18	4.61	4.53	4.33
C. Protection of property rights			3.33	4.08	4.48	4.27	4.27
D. Military interference in rule of law and politics	8.33	8.33	8.33	8.33	8.33	8.33	8.33
E. Integrity of the legal system	3.54	4.31	6.09	6.08	5.94	5.51	5.96
F. Legal enforcement of contracts			6.24	6.24	5.79	6.25	6.25
G. Regulatory restrictions on sale of real property			9.04	9.1	9.11	9.11	9.11
H. Reliability of police			3.23	4.42	5.25	5.05	5.05
<i>Gender Legal Rights Adjustment</i>	0.94	0.94	0.94	1	1	1	1
3. Sound Money				7.58	9.11	8.78	8.94
A. Money growth			0 (112.38)	6.18 (19.08)	9.61 (1.96)	8.25 (8.76)	7.99 (10.04)
B. Standard deviation of inflation				6.17 (9.57)	8 (5)	8.32 (4.19)	8.52 (3.69)
C. Inflation: most recent year				7.97 (10.15)	8.84 (5.78)	8.54 (7.3)	9.26 (3.69)
D. Freedom to own foreign currency bank accounts				10	10	10	10
4. Freedom to Trade Internationally				7.03	7.2	7.04	6.44
A. Tariffs				9.13	9.2	8.94	8.94
(i) Revenue from trade taxes (% of trade sector)				8.69 (1.96)	8.97 (1.54)	8.85 (1.72)	8.85 (1.72)
(ii) Mean tariff rate				9 (5)	9 (5)	8.96 (5.2)	8.96 (5.2)
(iii) Standard deviation of tariff rates				9.7 (0.75)	9.64 (0.9)	9 (2.5)	9 (2.5)
B. Regulatory trade barriers				4.35	3.91	3.79	3.79
(i) Non-tariff trade barriers				5.32	5.23	4.99	4.99
(ii) Compliance cost of importing and exporting				3.37	2.59	2.59	2.59
C. Black-market exchange rates				10	10	10	10
D. Controls of the movement of capital and people			6.99	4.65	5.68	5.43	3.04
(i) Financial openness			6.99	7.14	8.34	8.36	8.36
(ii) Capital controls				6.36	6.15	5.38	0.77
(iii) Freedom of foreigners to visit				0.44	2.54	2.54	0
5. Regulation			6.59	7.79	7.32	7.89	7.92
A. Credit market regulations				9.5	8.09	10	10
(i) Ownership of banks							
(ii) Private sector credit			10	10	6.18	10	10
(iii) Interest rate controls / negative real interest rates				9	10	10	10
B. Labor market regulations				7.18	6.93	6.6	6.6
(i) Hiring regulations and minimum wage				8.9	10	8.9	8.9
(ii) Hiring and firing regulations				5.95	4.77	4.65	4.65
(iii) Centralized collective bargaining				7.96	8.55	7.79	7.79
(iv) Hours regulations				8	6	6	6
(v) Mandated cost of worker dismissal				9.25	9.25	9.25	9.25
(vi) Conscription				3	3	3	3
C. Business regulations				6.68	6.93	7.08	7.17
(i) Administrative requirements				2.83	3.89	3.01	3.01
(ii) Bureaucracy costs				5.61	4.67	6.22	6.22
(iii) Starting a business				9.44	9.79	9.6	9.6
(iv) Impartial public administration	6.18	6.69	6.81	6.92	6.23	6.48	6.98
(v) Licensing restrictions				7.44	8.68	8.68	8.68
(vi) Cost of tax compliance			7.71	7.85	8.34	8.50	8.50

Montenegro

	1980	1990	2000	2010	2015	2019	2020
	Rating (Rank)	Rating (Rank)	Rating (Rank)	Rating (Rank)	Rating (Rank)	Rating (Rank)	Rating (Rank)
Summary Ratings (Rank)				7.26 (55)	7.05 (76)	7.63 (41)	7.46 (40)
	Rating (Data)	Rating (Data)	Rating (Data)	Rating (Data)	Rating (Data)	Rating (Data)	Rating (Data)
1. Size of Government			8.07	6.90	5.94	6.41	6.40
A. Government consumption				5.24 (22.2)	5.93 (19.84)	5.89 (19.96)	5.36 (21.77)
B. Transfers and subsidies							
C. Government investment			10 (8.34)	7.28 (24.51)	2.78 (40.29)	5.18 (31.88)	5.18 (31.88)
D. Top marginal tax rate				7.5	7.5	7	7.5
(i) Top marginal income tax rate				10 (14)	10 (9)	10 (12)	10 (10)
(ii) Top marginal income and payroll tax rate				5 (40)	5 (39)	4 (42)	5 (39)
E. State ownership of assets			6.13	7.58	7.58	7.58	7.58
2. Legal System and Property Rights		5.5	5.31	5.72	5.1	5.44	5.86
A. Judicial independence	4.27	6.17	5.6	6.28	5.94	6.13	6.07
B. Impartial courts		6.2	5.3	5.75	5.41	5.78	5.58
C. Protection of property rights			4.5	6.2	4.81	5.56	5.56
D. Military interference in rule of law and politics			6.67	6.7			
E. Integrity of the legal system		5.72	7.03	6.3	5.96	5.9	6.7
F. Legal enforcement of contracts			5.27	4.77	4.8	4.8	4.8
G. Regulatory restrictions on sale of real property			7.72	7.64	7.68	7.68	7.68
H. Reliability of police			4.49	6.52	4.53	5.89	5.89
<i>Gender Legal Rights Adjustment</i>	0.82	0.82	0.82	0.82	0.82	0.82	0.94
3. Sound Money				8	8.44	9.73	9.73
A. Money growth			0 (113.38)	8.66 (6.69)	9.29 (3.57)	9.64 (1.81)	9.76 (1.22)
B. Standard deviation of inflation				8.48 (3.81)	9.77 (0.58)	9.34 (1.66)	9.2 (2)
C. Inflation: most recent year				9.87 (0.65)	9.69 (1.55)	9.93 (0.36)	9.95 (-0.26)
D. Freedom to own foreign currency bank accounts				5	5	10	10
4. Freedom to Trade Internationally				7.83	8.33	8.51	7.23
A. Tariffs				8.13	8.23	8.33	8.31
(i) Revenue from trade taxes (% of trade sector)				7.8 (3.3)	7.8 (3.3)	7.8 (3.3)	7.8 (3.3)
(ii) Mean tariff rate				9.02 (4.9)	9.2 (4)	9.26 (3.7)	9.26 (3.7)
(iii) Standard deviation of tariff rates				7.57 (6.08)	7.68 (5.8)	7.93 (5.18)	7.88 (5.29)
B. Regulatory trade barriers				7.23	7.58	7.51	7.51
(i) Non-tariff trade barriers				6.35	5.94	5.73	5.73
(ii) Compliance cost of importing and exporting				8.12	9.23	9.29	9.29
C. Black-market exchange rates				10	10	10	10
D. Controls of the movement of capital and people				5.95	7.5	8.22	3.08
(i) Financial openness							
(ii) Capital controls				6.92	6.92	6.92	6.15
(iii) Freedom of foreigners to visit				4.98	8.08	9.51	0
5. Regulation				7.86	7.44	8.09	8.09
A. Credit market regulations				9.78	8.33	9.5	9.5
(i) Ownership of banks				10	10	10	10
(ii) Private sector credit				9.34	5	8.49	8.49
(iii) Interest rate controls / negative real interest rates				10	10	10	10
B. Labor market regulations				7.66	7.03	7.67	7.67
(i) Hiring regulations and minimum wage				8.9	5.57	6.67	6.67
(ii) Hiring and firing regulations				5.21	4.32	5.12	5.12
(iii) Centralized collective bargaining				6.35	6.55	6.47	6.47
(iv) Hours regulations				10	8	10	10
(v) Mandated cost of worker dismissal				5.51	7.76	7.76	7.76
(vi) Conscription				10	10	10	10
C. Business regulations				6.15	6.95	7.09	7.09
(i) Administrative requirements				5.06	4.26	5.00	5.00
(ii) Bureaucracy costs				7.12	6.89	7.11	7.11
(iii) Starting a business				9.66	9.66	9.6	9.6
(iv) Impartial public administration			4.72	5.34	5.81	4.96	4.96
(v) Licensing restrictions				3.9	8.42	9.25	9.25
(vi) Cost of tax compliance				5.83	6.64	6.64	6.64

Morocco

	1980	1990	2000	2010	2015	2019	2020
	Rating (Rank)	Rating (Rank)	Rating (Rank)	Rating (Rank)	Rating (Rank)	Rating (Rank)	Rating (Rank)
Summary Ratings (Rank)	4.64 (78)	5.21 (74)	5.89 (90)	6.43 (104)	6.55 (106)	6.74 (97)	6.55 (99)
	Rating (Data)	Rating (Data)	Rating (Data)	Rating (Data)	Rating (Data)	Rating (Data)	Rating (Data)
1. Size of Government	5.65	6.26	6.89	7.04	6.57	6.69	6.63
A. Government consumption	5.51 (21.26)	6.12 (19.18)	5.1 (22.65)	4.87 (23.43)	4.43 (24.95)	4.34 (25.24)	4.01 (26.36)
B. Transfers and subsidies	9.02 (4.1)	9.51 (2.3)	8.16 (7.25)	8.13 (7.35)	8.45 (6.2)	8.24 (6.96)	8.24 (6.96)
C. Government investment	7.28 (24.53)	10 (13.18)	10 (12.31)	10 (12.27)	8.7 (19.56)	9.59 (16.42)	9.59 (16.42)
D. Top marginal tax rate	2	0	4	5	4	4	4
(i) Top marginal income tax rate	2 (64)	0 (87)	4 (44)	5 (38)	5 (44)	5 (38)	5 (38)
(ii) Top marginal income and payroll tax rate				5 (38)	3 (51)	3 (46)	3 (46)
E. State ownership of assets	4.44	5.65	7.17	7.17	7.29	7.29	7.29
2. Legal System and Property Rights	2.89	3.78	4.65	5.01	5.5	5.7	5.73
A. Judicial independence	5.51	5.62	5.14	5.2	5.3	5.94	5.96
B. Impartial courts	3.91	4.85	5.06	4.87	4.73	5.58	5.41
C. Protection of property rights			4.18	4.65	6.11	7.16	7.16
D. Military interference in rule of law and politics	3.33	5	6.67	6.67	6.67	6.67	6.67
E. Integrity of the legal system	3.68	3.72	7.23	6.53	6.21	5.85	6.28
F. Legal enforcement of contracts	3.25	4.65	4.9	5.17	5.17	4.88	4.88
G. Regulatory restrictions on sale of real property		6.98	6.98	6.97	7.64	7.52	7.52
H. Reliability of police			6.65	5.34	8	8.08	8.08
<i>Gender Legal Rights Adjustment</i>	0.47	0.47	0.59	0.76	0.76	0.76	0.76
3. Sound Money	6.2	6.61	6.99	7.04	7.3	7.42	7.31
A. Money growth	8.49 (7.56)	8.52 (7.4)	8.73 (6.37)	9.19 (4.04)	9.96 (0.19)	9.89 (0.54)	9.53 (2.37)
B. Standard deviation of inflation	8.19 (4.52)	9.06 (2.36)	9.6 (0.99)	9.18 (2.05)	9.53 (1.16)	9.84 (0.39)	9.86 (0.34)
C. Inflation: most recent year	8.11 (9.46)	8.87 (5.66)	9.62 (1.89)	9.8 (0.99)	9.69 (1.56)	9.96 (0.2)	9.86 (0.71)
D. Freedom to own foreign currency bank accounts	0	0	0	0	0	0	0
4. Freedom to Trade Internationally	4.08	4.67	5.34	6.41	6.44	6.9	6.22
A. Tariffs	1.43	4.78	3.19	5.55	6.8	6.84	6.67
(i) Revenue from trade taxes (% of trade sector)	2.87 (10.7)	4.27 (8.6)	5.09 (7.36)	8.44 (2.34)	9.32 (1.03)	9.32 (1.02)	9.32 (1.02)
(ii) Mean tariff rate	0 (54)	5.3 (23.5)	3.28 (33.6)	6.38 (18.1)	7.7 (11.5)	7.72 (11.4)	7.54 (12.3)
(iii) Standard deviation of tariff rates			1.2 (22)	1.82 (20.45)	3.38 (16.56)	3.48 (16.3)	3.16 (17.1)
B. Regulatory trade barriers			7.33	6.87	5.7	7.41	7.41
(i) Non-tariff trade barriers				5.49	4.33	6.74	6.74
(ii) Compliance cost of importing and exporting			7.33	8.24	7.06	8.08	8.08
C. Black-market exchange rates	9.8	7.4	10	10	10	10	10
D. Controls of the movement of capital and people	1	1.83	0.83	3.21	3.28	3.35	0.8
(i) Financial openness	0	1.66	1.66	1.66	1.66	1.64	1.64
(ii) Capital controls	2	2	0	0.77	0.77	0.77	0.77
(iii) Freedom of foreigners to visit				7.19	7.41	7.63	0
5. Regulation	4.39	4.75	5.59	6.68	6.96	6.99	6.84
A. Credit market regulations	5.69	6.09	7.32	7.4	8.22	8.84	8.39
(i) Ownership of banks	5	5	5	5	8	8	8
(ii) Private sector credit	6.38	5.26	7.95	9.2	8.66	8.53	7.17
(iii) Interest rate controls / negative real interest rates		8	9	8	8	10	10
B. Labor market regulations			3.72	6.02	5.91	4.89	4.89
(i) Hiring regulations and minimum wage			0	1.1	1.1	1.1	1.1
(ii) Hiring and firing regulations			3.17	5.08	3.91	4.72	4.72
(iii) Centralized collective bargaining			7.17	6.65	7.14	7.26	7.26
(iv) Hours regulations			6	8	8	8	8
(v) Mandated cost of worker dismissal			4.99	5.29	5.29	5.29	5.29
(vi) Conscription	1	1	1	10	10	3	3
C. Business regulations			5.74	6.62	6.76	7.24	7.24
(i) Administrative requirements				3.86	4.26	5.23	5.23
(ii) Bureaucracy costs				6.06	5.33	6.00	6.00
(iii) Starting a business			7.12	9.42	9.61	9.67	9.67
(iv) Impartial public administration	2.85	3.34	4.13	4.13	4.24	4.29	4.29
(v) Licensing restrictions				8.91	9.47	9.97	9.97
(vi) Cost of tax compliance			5.99	7.33	7.63	8.26	8.26

Mozambique

	1980	1990	2000	2010	2015	2019	2020
	Rating (Rank)	Rating (Rank)	Rating (Rank)	Rating (Rank)	Rating (Rank)	Rating (Rank)	Rating (Rank)
Summary Ratings (Rank)				5.53 (139)	5.51 (145)	6.47 (113)	6.27 (116)
	Rating (Data)	Rating (Data)	Rating (Data)	Rating (Data)	Rating (Data)	Rating (Data)	Rating (Data)
1. Size of Government		7.61	6.24	5.5	5.48	6.76	6.76
A. Government consumption			8.08 (12.51)	5.76 (20.4)	3.43 (28.34)	4.56 (24.51)	4.58 (24.42)
B. Transfers and subsidies				9.01 (4.14)	9.02 (4.09)	9.55 (2.16)	9.55 (2.16)
C. Government investment		7.81 (22.66)	3.21 (38.75)	0 (74.08)	2.09 (42.68)	8.44 (20.47)	8.44 (20.47)
D. Top marginal tax rate				6	6	6	6
(i) Top marginal income tax rate				7 (32)	7 (32)	7 (32)	7 (32)
(ii) Top marginal income and payroll tax rate				5 (38)	5 (38)	5 (38)	5 (38)
E. State ownership of assets	0.67	7.41	7.41	6.72	6.86	5.24	5.24
2. Legal System and Property Rights	3.93	3.04	2.8	4.41	4.3	4.46	4.5
A. Judicial independence	4.13	5.09	4.69	4.77	4.96	4.53	4.56
B. Impartial courts	7.63	4.93	4.17	4.6	4.27	3.82	3.63
C. Protection of property rights			3.41	4.25	4.05	3.81	3.81
D. Military interference in rule of law and politics	3.75	4.44	3.33	6.67	6.67	7.5	7.5
E. Integrity of the legal system	4.3	4.3	5.33	5.4	5.15	4.92	5.37
F. Legal enforcement of contracts		0	0	0	0	1.76	1.76
G. Regulatory restrictions on sale of real property		4.21	4.21	6.35	7.47	7.54	7.54
H. Reliability of police			3.07	4.32	2.92	2.89	2.89
<i>Gender Legal Rights Adjustment</i>	0.59	0.59	0.59	0.94	0.94	0.94	0.94
3. Sound Money				5.85	6.4	8.01	7.79
A. Money growth			6.69 (16.56)	7.35 (13.23)	7.6 (12.01)	9.57 (2.15)	8.9 (5.5)
B. Standard deviation of inflation				8.6 (3.51)	8.73 (3.18)	8.02 (4.94)	7.89 (5.28)
C. Inflation: most recent year				7.46 (12.7)	9.29 (3.55)	9.44 (2.78)	9.37 (3.14)
D. Freedom to own foreign currency bank accounts				0	0	5	5
4. Freedom to Trade Internationally				6.12	6.06	6.91	6.08
A. Tariffs				7.98	7.89	8.02	8.02
(i) Revenue from trade taxes (% of trade sector)				8.9 (1.65)	8.63 (2.05)	9.08 (1.38)	9.08 (1.38)
(ii) Mean tariff rate				7.98 (10.1)	7.98 (10.1)	7.94 (10.3)	7.94 (10.3)
(iii) Standard deviation of tariff rates				7.05 (7.37)	7.05 (7.37)	7.03 (7.42)	7.03 (7.42)
B. Regulatory trade barriers			6.5	5.65	5.52	5.74	5.74
(i) Non-tariff trade barriers				4.82	4.84	4.08	4.08
(ii) Compliance cost of importing and exporting			6.5	6.49	6.2	7.4	7.4
C. Black-market exchange rates				10	10	10	10
D. Controls of the movement of capital and people		0	1.66	0.85	0.85	3.88	0.55
(i) Financial openness		0	1.66	1.66	1.66	1.64	1.64
(ii) Capital controls				0	0	0	0
(iii) Freedom of foreigners to visit				0.89	0.89	10	0
5. Regulation			5.31	5.79	5.32	6.23	6.23
A. Credit market regulations				8.94	6.67	9.64	9.64
(i) Ownership of banks				10	10	10	10
(ii) Private sector credit				6.82	0	9.92	9.92
(iii) Interest rate controls / negative real interest rates				10	10	9	9
B. Labor market regulations				2.76	3.17	3.07	3.07
(i) Hiring regulations and minimum wage				1.67	3.33	3.33	3.33
(ii) Hiring and firing regulations				3.9	4.18	3.63	3.63
(iii) Centralized collective bargaining				4.97	5.51	5.44	5.44
(iv) Hours regulations				6	6	6	6
(v) Mandated cost of worker dismissal				0	0	0	0
(vi) Conscription				0	0	0	0
C. Business regulations			5.64	5.67	6.12	5.98	5.98
(i) Administrative requirements				4.33	3.66	3.3	3.3
(ii) Bureaucracy costs				4.24	2.67	3.78	3.78
(iii) Starting a business			5.64	9.46	9.2	8.33	8.33
(iv) Impartial public administration	6.37	2.93	3.86	3.79	4.35	3.74	3.74
(v) Licensing restrictions				4.78	9.1	8.98	8.98
(vi) Cost of tax compliance			7.42	7.42	7.76	7.76	7.76

Myanmar

	1980	1990	2000	2010	2015	2019	2020
	Rating (Rank)	Rating (Rank)	Rating (Rank)	Rating (Rank)	Rating (Rank)	Rating (Rank)	Rating (Rank)
Summary Ratings (Rank)	3.22 (109)	2.5 (117)	3.75 (125)	3.92 (152)	5.53 (144)	5.56 (152)	5.93 (137)
	Rating (Data)	Rating (Data)	Rating (Data)	Rating (Data)	Rating (Data)	Rating (Data)	Rating (Data)
1. Size of Government			5.05	5.03	6.90	7.34	7.47
A. Government consumption			8.28 (11.86)	7.04 (16.07)	2.89 (30.17)	4.12 (25.99)	4.73 (23.92)
B. Transfers and subsidies					9.93 (0.77)	9.89 (0.92)	9.89 (0.92)
C. Government investment			3.92 (36.27)	4.24 (35.14)	7.57 (23.5)	7.87 (22.47)	7.87 (22.47)
D. Top marginal tax rate			5	5	9	9	9
(i) Top marginal income tax rate			5 (40)	5 (40)	9 (25)	9 (25)	9 (25)
(ii) Top marginal income and payroll tax rate			5 (40)	5 (40)	9 (25)	9 (25)	9 (25)
E. State ownership of assets	2.05	2.98	2.98	3.84	5.13	5.85	5.85
2. Legal System and Property Rights	2.65	2.41	4.41	2.99	3.52	3.81	3.83
A. Judicial independence	2.71	2.61	4.4	3.19	3.83	4.31	4.35
B. Impartial courts	4.14	3.18	4.29	2.88	3.6	4.14	3.8
C. Protection of property rights			7.74	3.1	3.55	3.23	3.23
D. Military interference in rule of law and politics	1.67	1.67	0.83	1.67	2.5	3.33	3.33
E. Integrity of the legal system	2.76	2.8	3.63	3.95	4.73	5.07	5.56
F. Legal enforcement of contracts			6.25	1.87	1.87	1.87	1.87
G. Regulatory restrictions on sale of real property			6.41	5.5	6.72	7.36	7.36
H. Reliability of police			3.92	3.29	3.1	3.1	3.1
<i>Gender Legal Rights Adjustment</i>	0.88	0.88	0.88	0.88	0.88	0.88	0.88
3. Sound Money	6.77	4.28	5.37	5.49	6.07	6.49	6.65
A. Money growth	8.75 (6.27)	7.68 (11.58)	6.27 (18.64)	6.75 (16.23)	6.85 (15.77)	8.59 (7.05)	8.52 (7.42)
B. Standard deviation of inflation	8.59 (3.53)	3.16 (17.09)	5.22 (11.96)	6.76 (8.1)	9.58 (1.06)	9.15 (2.13)	9.23 (1.92)
C. Inflation: most recent year	9.75 (1.24)	6.29 (18.54)	9.98 (-0.11)	8.46 (7.72)	7.84 (10.8)	8.23 (8.83)	8.86 (5.7)
D. Freedom to own foreign currency bank accounts	0	0	0	0	0	0	0
4. Freedom to Trade Internationally	0.45	0.28	0	1.78	5.41	4.89	5.45
A. Tariffs	0.53	0	0	5.35	8.47	8.52	8.51
(i) Revenue from trade taxes (% of trade sector)	0.53 (14.2)	0 (19.35)	0 (19.8)	0 (57.21)	9.22 (1.17)	9.51 (0.73)	9.51 (0.73)
(ii) Mean tariff rate				8.88 (5.6)	8.88 (5.6)	8.7 (6.5)	8.7 (6.5)
(iii) Standard deviation of tariff rates				7.16 (7.11)	7.31 (6.72)	7.35 (6.63)	7.32 (6.7)
B. Regulatory trade barriers					2.92	0.44	3.04
(i) Non-tariff trade barriers					4.98	0	5.19
(ii) Compliance cost of importing and exporting					0.86	0.89	0.89
C. Black-market exchange rates	0	0	0	0	10	10	10
D. Controls of the movement of capital and people	0.83	0.83	0	0	0.26	0.59	0.26
(i) Financial openness	1.66	1.66	0	0	0	0	0
(ii) Capital controls	0	0	0	0	0.77	0.77	0.77
(iii) Freedom of foreigners to visit				0	0	1	0
5. Regulation	3.02	3.02	3.95	4.3	5.77	5.25	6.22
A. Credit market regulations	0.47	0.5	3.42	5.08	5.89	5.9	5.9
(i) Ownership of banks	0	0	0	0	0	0	0
(ii) Private sector credit	1.4	1.49	3.26	5.25	7.67	8.69	8.69
(iii) Interest rate controls / negative real interest rates	0	0	7	10	10	9	9
B. Labor market regulations					5.59	3.49	5.37
(i) Hiring regulations and minimum wage					8.9	8.9	8.9
(ii) Hiring and firing regulations					5.22	0	3.95
(iii) Centralized collective bargaining					7.42	0	7.36
(iv) Hours regulations					8	8	8
(v) Mandated cost of worker dismissal					4.01	4.01	4.01
(vi) Conscription	3	3	3	0	0	0	0
C. Business regulations					5.83	6.37	7.39
(i) Administrative requirements					3.24	0	4.95
(ii) Bureaucracy costs				3.33	1.33	6.22	6.89
(iii) Starting a business					9.16	9.64	9.64
(iv) Impartial public administration	1.03	0.95	1.45	3.15	5.05	6.05	6.57
(v) Licensing restrictions					9.36	9.48	9.48
(vi) Cost of tax compliance					6.84	6.84	6.84

Namibia

	1980	1990	2000	2010	2015	2019	2020
	Rating (Rank)	Rating (Rank)	Rating (Rank)	Rating (Rank)	Rating (Rank)	Rating (Rank)	Rating (Rank)
Summary Ratings (Rank)		5.44 (62)	6.49 (72)	6.65 (92)	6.67 (99)	6.75 (96)	6.57 (96)
	Rating (Data)	Rating (Data)	Rating (Data)	Rating (Data)	Rating (Data)	Rating (Data)	Rating (Data)
1. Size of Government	5.76	5.02	5.54	6.87	6.14	6.96	6.91
A. Government consumption	3.4 (28.44)	1.5 (34.91)	2.24 (32.4)	3.3 (28.79)	3.79 (27.11)	3.82 (27.01)	3.56 (27.89)
B. Transfers and subsidies		9.26 (3.2)	9.33 (2.96)	8.98 (4.25)	8.33 (6.64)	8.65 (5.47)	8.71 (5.24)
C. Government investment		3.26 (38.6)	5.07 (32.27)	10 (13.17)	6.51 (27.23)	9.52 (16.67)	9.26 (17.59)
D. Top marginal tax rate			5	6	6	6	6
(i) Top marginal income tax rate			5 (36)	6 (37)	6 (37)	6 (37)	6 (37)
(ii) Top marginal income and payroll tax rate			5 (36)	6 (37)	6 (37)	6 (37)	6 (37)
E. State ownership of assets	8.12	6.06	6.06	6.06	6.06	6.83	7
2. Legal System and Property Rights	3.42	4.35	6.54	6.54	6.46	6.28	6.34
A. Judicial independence	4.54	6.98	7.32	6.92	7.03	6.69	6.87
B. Impartial courts	7.32	7.1	7.27	6.68	6.64	6.26	6.09
C. Protection of property rights		6.53	4.75	5.8	7.07	6.73	6.73
D. Military interference in rule of law and politics	3.33	3.33	10	10	10	10	10
E. Integrity of the legal system	3.43	4.81	8.27	7.49	7.43	7.17	7.66
F. Legal enforcement of contracts		6.25	6.25	6.25	4.82	4.82	4.82
G. Regulatory restrictions on sale of real property		6.38	6.38	4.76	4.48	4.63	4.63
H. Reliability of police			3.63	5.97	5.74	5.43	5.43
<i>Gender Legal Rights Adjustment</i>	0.47	0.47	0.94	0.94	0.94	0.94	0.94
3. Sound Money		5.44	6.34	6.04	6.75	6.7	6.8
A. Money growth			8.66 (6.69)	6.93 (15.35)	9.45 (2.76)	9.04 (4.82)	8.68 (6.61)
B. Standard deviation of inflation		7.99 (5.03)	8.7 (3.25)	8.12 (4.71)	8.25 (4.37)	8.5 (3.76)	8.97 (2.58)
C. Inflation: most recent year		8.33 (8.34)	8 (10.02)	9.11 (4.47)	9.32 (3.41)	9.26 (3.72)	9.56 (2.21)
D. Freedom to own foreign currency bank accounts		0	0	0	0	0	0
4. Freedom to Trade Internationally		5.85	5.97	6.15	5.99	6.17	5.16
A. Tariffs	8.12	6.14	5.4	6.24	5.58	5.21	4.48
(i) Revenue from trade taxes (% of trade sector)		5.13 (7.3)	1.63 (12.55)	5.19 (7.21)	2.81 (10.79)	1.63 (12.55)	0 (16.66)
(ii) Mean tariff rate	8.12 (9.4)	7.8 (11)	8.56 (7.2)	8.46 (7.7)	8.48 (7.6)	8.46 (7.7)	8.46 (7.7)
(iii) Standard deviation of tariff rates		5.48 (11.3)	6 (10)	5.07 (12.32)	5.44 (11.4)	5.53 (11.17)	4.98 (12.55)
B. Regulatory trade barriers			7.67	6.02	5.66	5.34	5.34
(i) Non-tariff trade barriers				5.8	6.05	5.41	5.41
(ii) Compliance cost of importing and exporting			7.67	6.23	5.27	5.27	5.27
C. Black-market exchange rates		9.4	10	10	10	10	10
D. Controls of the movement of capital and people		2	0.83	2.32	2.73	4.14	0.8
(i) Financial openness			1.66	1.66	1.66	1.64	1.64
(ii) Capital controls		2	0	0.77	0.77	0.77	0.77
(iii) Freedom of foreigners to visit				4.54	5.75	10	0
5. Regulation		6.54	8.04	7.67	8.01	7.63	7.63
A. Credit market regulations		7.68	9.79	8.67	9	7.87	7.87
(i) Ownership of banks			10	10	10	10	10
(ii) Private sector credit		9.37	9.36	6	7	3.6	3.6
(iii) Interest rate controls / negative real interest rates		6	10	10	10	10	10
B. Labor market regulations			7.55	7.71	8.14	8.17	8.17
(i) Hiring regulations and minimum wage			10	10	10	10	10
(ii) Hiring and firing regulations			3.17	3.57	4.28	4.63	4.63
(iii) Centralized collective bargaining			6.33	6.42	6.3	6.15	6.15
(iv) Hours regulations			8	8	10	10	10
(v) Mandated cost of worker dismissal			7.78	8.27	8.27	8.27	8.27
(vi) Conscription		10	10	10	10	10	10
C. Business regulations			6.79	6.64	6.88	6.85	6.85
(i) Administrative requirements				3.98	4.96	4.8	4.8
(ii) Bureaucracy costs				6.36	5.78	4.22	4.22
(iii) Starting a business			7.08	7.71	7.77	8.18	8.18
(iv) Impartial public administration	5.89	6.96	7.5	7.5	7.5	8.95	8.95
(v) Licensing restrictions				8.47	8.68	8.31	8.31
(vi) Cost of tax compliance			5.80	5.8	6.61	6.61	6.61

Nepal

	1980	1990	2000	2010	2015	2019	2020
	Rating (Rank)	Rating (Rank)	Rating (Rank)	Rating (Rank)	Rating (Rank)	Rating (Rank)	Rating (Rank)
Summary Ratings (Rank)	4.9 (67)	4.9 (86)	6.25 (80)	6.56 (98)	6.59 (103)	6.73 (99)	6.54 (103)
	Rating (Data)	Rating (Data)	Rating (Data)	Rating (Data)	Rating (Data)	Rating (Data)	Rating (Data)
1. Size of Government	5.16	4.3	6.55	8.56	8.41	8.1	8
A. Government consumption	9.55 (7.54)	9 (9.4)	8.6 (10.77)	8.4 (11.45)	8.96 (9.54)	8.95 (9.58)	8.94 (9.62)
B. Transfers and subsidies				9.62 (1.89)	9.36 (2.84)	9.33 (2.96)	9.33 (2.96)
C. Government investment	2.91 (39.83)	0.63 (47.8)	3.98 (36.05)	8.5 (20.26)	9 (18.5)	9.43 (17)	8.98 (18.58)
D. Top marginal tax rate					7	5	5
(i) Top marginal income tax rate					7 (35)	5 (36)	5 (36)
(ii) Top marginal income and payroll tax rate					7 (35)	5 (36)	5 (36)
E. State ownership of assets	3.03	3.27	7.07	7.72	7.72	7.8	7.74
2. Legal System and Property Rights	3.12	4.23	5.16	5.41	4.77	4.97	5.07
A. Judicial independence	4.21	5.1	5.48	5.06	5.74	5.09	5.21
B. Impartial courts	3.03	4.04	3.88	3.4	3.7	3.76	3.57
C. Protection of property rights			4.39	3.67	4.73	4.7	4.7
D. Military interference in rule of law and politics			10	10			
E. Integrity of the legal system	3.75	4.54	7.87	8.15	6.06	5.86	6.64
F. Legal enforcement of contracts		3.37	5.56	5.69	3.37	3.34	3.34
G. Regulatory restrictions on sale of real property		7.77	7.77	8.26	8.33	7.98	7.98
H. Reliability of police			3.45	3.21	4.67	5.1	5.1
<i>Gender Legal Rights Adjustment</i>	0.71	0.71	0.71	0.82	0.82	0.94	0.94
3. Sound Money	5.96	6.2	7.15	5.89	6.33	6.67	6.58
A. Money growth	7.52 (12.38)	7.47 (12.63)	9.92 (-0.38)	6.86 (15.72)	7.75 (11.25)	8.37 (8.14)	8.07 (9.65)
B. Standard deviation of inflation	7.86 (5.36)	9.48 (1.29)	9.19 (2.03)	8.72 (3.2)	9.16 (2.1)	9.41 (1.48)	9.25 (1.86)
C. Inflation: most recent year	8.48 (7.61)	7.86 (10.71)	9.5 (2.48)	8 (9.98)	8.43 (7.87)	8.89 (5.57)	8.99 (5.05)
D. Freedom to own foreign currency bank accounts	0	0	0	0	0	0	0
4. Freedom to Trade Internationally	5.25	4.15	5.95	6.23	6.56	6.55	5.71
A. Tariffs	4.92	4.81	6.1	6.29	6.18	5.93	5.9
(i) Revenue from trade taxes (% of trade sector)	4.27 (8.6)	4.13 (8.8)	6.59 (5.11)	5.72 (6.42)	5.59 (6.62)	4.97 (7.54)	4.97 (7.54)
(ii) Mean tariff rate	5.58 (22.1)	5.48 (22.6)	7.06 (14.7)	7.54 (12.3)	7.54 (12.3)	7.56 (12.2)	7.56 (12.2)
(iii) Standard deviation of tariff rates			4.64 (13.4)	5.62 (10.95)	5.42 (11.44)	5.27 (11.83)	5.17 (12.08)
B. Regulatory trade barriers				4.72	6.15	6.4	6.4
(i) Non-tariff trade barriers				4.9	5.56	4.86	4.86
(ii) Compliance cost of importing and exporting				4.54	6.75	7.94	7.94
C. Black-market exchange rates	10	6.8	10	10	10	10	10
D. Controls of the movement of capital and people	0.83	0.83	1.74	3.89	3.89	3.88	0.55
(i) Financial openness	1.66	1.66	1.66	1.66	1.66	1.64	1.64
(ii) Capital controls	0	0	1.82	0	0	0	0
(iii) Freedom of foreigners to visit				10	10	10	0
5. Regulation	5.01	5.63	6.46	6.73	6.9	7.37	7.34
A. Credit market regulations	4	5.56	6.25	8.21	8.33	8.99	8.8
(i) Ownership of banks	0	0	0	8	8	8	8
(ii) Private sector credit	6	6.68	8.76	9.64	10	8.98	8.41
(iii) Interest rate controls / negative real interest rates	6	10	10	7	7	10	10
B. Labor market regulations			6.81	5.9	5.75	6.48	6.48
(i) Hiring regulations and minimum wage			5.6	3.33	3.33	6.67	6.67
(ii) Hiring and firing regulations				4.13	3.01	4.03	4.03
(iii) Centralized collective bargaining				5.35	5.58	5.6	5.6
(iv) Hours regulations			10	10	10	10	10
(v) Mandated cost of worker dismissal			1.66	2.6	2.6	2.6	2.6
(vi) Conscription	10	10	10	10	10	10	10
C. Business regulations			6.3	6.07	6.62	6.63	6.73
(i) Administrative requirements				3.13	3.5	3.55	3.55
(ii) Bureaucracy costs				5.76	4.89	6.22	6.89
(iii) Starting a business			8.23	8.68	9.18	9.07	9.07
(iv) Impartial public administration	3.25	4.66	5.26	6.59	6.44	6.2	6.15
(v) Licensing restrictions				5.93	9.49	8.98	8.98
(vi) Cost of tax compliance			5.43	6.35	6.2	5.77	5.77

Netherlands

	1980	1990	2000	2010	2015	2019	2020
	Rating (Rank)	Rating (Rank)	Rating (Rank)	Rating (Rank)	Rating (Rank)	Rating (Rank)	Rating (Rank)
Summary Ratings (Rank)	7.5 (7)	7.69 (12)	8.12 (12)	7.79 (21)	7.98 (17)	7.96 (20)	7.75 (17)
	Rating (Data)	Rating (Data)	Rating (Data)	Rating (Data)	Rating (Data)	Rating (Data)	Rating (Data)
1. Size of Government	4.66	5.39	4.99	4.47	5.04	5.1	4.86
A. Government consumption	5.23 (22.22)	5.93 (19.85)	2.54 (31.37)	0.42 (38.56)	1.11 (36.22)	1.13 (36.15)	0.51 (38.25)
B. Transfers and subsidies	2.13 (29.4)	2.32 (28.7)	2.79 (26.97)	3.02 (26.12)	3.51 (24.3)	3.89 (22.94)	2.55 (27.85)
C. Government investment	8.35 (20.77)	9.46 (16.87)	9.35 (17.27)	8.14 (21.52)	9.82 (15.64)	9.7 (16.04)	9.5 (16.76)
D. Top marginal tax rate	0	1.5	2.5	3	3	3	4
(i) Top marginal income tax rate	0 (72)	3 (60)	3 (52)	3 (52)	3 (52)	3 (52)	4 (50)
(ii) Top marginal income and payroll tax rate		0 (63)	2 (54)	3 (52)	3 (52)	3 (52)	4 (50)
E. State ownership of assets	7.58	7.76	7.76	7.76	7.76	7.76	7.76
2. Legal System and Property Rights	8.21	8.25	8.46	8.28	8.39	8.35	8.35
A. Judicial independence	7.57	8.23	8.33	8.1	8.17	8.16	8.04
B. Impartial courts	9.25	8.89	9.15	8.45	8.56	8.55	8.23
C. Protection of property rights		7.46	9.09	8.06	8.64	8.48	8.48
D. Military interference in rule of law and politics	10	10	10	10	10	10	10
E. Integrity of the legal system	8.8	8.8	8.8	8.8	8.75	8.77	9.25
F. Legal enforcement of contracts	8	6.55	6.55	6.44	6.32	6.57	6.57
G. Regulatory restrictions on sale of real property		7.8	7.8	7.86	7.95	7.95	7.95
H. Reliability of police			7.99	8.51	8.72	8.32	8.32
<i>Gender Legal Rights Adjustment</i>	0.88	1	1	1	1	1	1
3. Sound Money	9.43	9.64	9.57	9.56	9.75	9.26	9.14
A. Money growth	9.47 (2.64)	9.45 (2.74)	9.26 (3.7)	8.92 (5.4)	9.34 (3.32)	8.04 (9.81)	7.19 (14.06)
B. Standard deviation of inflation	9.35 (1.63)	9.58 (1.04)	9.54 (1.15)	9.57 (1.08)	9.78 (0.54)	9.53 (1.18)	9.62 (0.95)
C. Inflation: most recent year	8.9 (5.52)	9.54 (2.31)	9.5 (2.52)	9.75 (1.27)	9.88 (0.6)	9.47 (2.63)	9.75 (1.27)
D. Freedom to own foreign currency bank accounts	10	10	10	10	10	10	10
4. Freedom to Trade Internationally	9	9.15	9.5	8.79	8.82	8.96	8.6
A. Tariffs	8.99	8.44	9.18	8.34	8.36	8.2	8.03
(i) Revenue from trade taxes (% of trade sector)	9.73 (0.4)	9.67 (0.5)	9.78 (0.33)	9.63 (0.55)	9.1 (1.35)	9.13 (1.3)	8.6 (2.1)
(ii) Mean tariff rate	8.24 (8.8)	8.52 (7.4)	9.52 (2.4)	8.98 (5.1)	8.98 (5.1)	8.98 (5.1)	8.98 (5.1)
(iii) Standard deviation of tariff rates		7.12 (7.2)	8.24 (4.4)	6.41 (8.98)	7 (7.5)	6.49 (8.77)	6.51 (8.72)
B. Regulatory trade barriers			9.21	8.3	8.2	8.56	8.56
(i) Non-tariff trade barriers			9.25	7.31	6.44	7.15	7.15
(ii) Compliance cost of importing and exporting			9.17	9.29	9.96	9.98	9.98
C. Black-market exchange rates	10	10	10	10	10	10	10
D. Controls of the movement of capital and people	8	9	9.61	8.53	8.74	9.07	7.82
(i) Financial openness		10	10	10	10	10	10
(ii) Capital controls	8	8	9.23	9.17	8.46	8.46	8.46
(iii) Freedom of foreigners to visit				6.42	7.74	8.74	5
5. Regulation	6.21	6.05	8.07	7.85	7.89	8.12	7.78
A. Credit market regulations	9.44	9.26	10	8.87	8.11	8.33	7.83
(i) Ownership of banks	10	10	10	8	5	5	5
(ii) Private sector credit	8.33	7.78	10	8.61	9.33	10	8.5
(iii) Interest rate controls / negative real interest rates	10	10	10	10	10	10	10
B. Labor market regulations	2.97	2.83	5.73	6.72	7.33	7.63	7.63
(i) Hiring regulations and minimum wage			4.47	6.67	6.67	6.67	6.67
(ii) Hiring and firing regulations		3.38	2.58	3.57	5.03	6.4	6.4
(iii) Centralized collective bargaining	5.18	4.49	4.4	4.09	4.76	5.18	5.18
(iv) Hours regulations	2.73	2.46	4.51	6	10	10	10
(v) Mandated cost of worker dismissal			8.42	10	7.53	7.53	7.53
(vi) Conscription	1	1	10	10	10	10	10
C. Business regulations			8.48	7.97	8.23	8.39	7.87
(i) Administrative requirements			7.73	4.15	4.96	5.66	5.66
(ii) Bureaucracy costs			9.1	8.64	9.11	9.11	6
(iii) Starting a business			9.29	9.52	9.82	9.85	9.85
(iv) Impartial public administration	9.08	9.08	9.08	9.08	8.53	8.76	8.76
(v) Licensing restrictions				7.85	8.29	8.29	8.29
(vi) Cost of tax compliance			7.20	8.58	8.67	8.67	8.67

New Zealand

	1980	1990	2000	2010	2015	2019	2020
Summary Ratings (Rank)	Rating (Rank) 6.63 (20)	Rating (Rank) 7.97 (10)	Rating (Rank) 8.51 (6)	Rating (Rank) 8.28 (4)	Rating (Rank) 8.63 (3)	Rating (Rank) 8.56 (3)	Rating (Rank) 8.27 (4)
	Rating (Data)	Rating (Data)	Rating (Data)	Rating (Data)	Rating (Data)	Rating (Data)	Rating (Data)
1. Size of Government	4.44	5.85	6.58	5.59	6.59	6.72	6.29
A. Government consumption	5.12 (22.59)	5.54 (21.17)	4.84 (23.56)	4 (26.4)	4.63 (24.25)	4.54 (24.58)	4.22 (25.65)
B. Transfers and subsidies	4.17 (21.9)	2.64 (27.5)	6.9 (11.87)	5.82 (15.84)	6.29 (14.13)	6.38 (13.8)	4.92 (19.13)
C. Government investment	5.11 (32.11)	6.67 (26.65)	8.81 (19.18)	5.07 (32.25)	6.98 (25.56)	7.92 (22.28)	7.92 (22.28)
D. Top marginal tax rate	2	7	5	5	7	7	7
(i) Top marginal income tax rate	2 (61.5)	7 (33)	5 (39)	5 (36)	7 (33)	7 (33)	7 (33)
(ii) Top marginal income and payroll tax rate		7 (33)	5 (40.3)	5 (37)	7 (34)	7 (34)	7 (34)
E. State ownership of assets	5.81	7.38	7.38	8.04	8.04	7.75	7.4
2. Legal System and Property Rights	8.91	8.79	8.42	8.5	8.89	8.68	8.72
A. Judicial independence	8.22	8.81	8.68	8.83	8.81	8.66	8.66
B. Impartial courts	9.81	9.23	9.26	8.76	8.85	8.53	8.48
C. Protection of property rights		7.29	5.74	5.88	8.58	8.09	8.09
D. Military interference in rule of law and politics	10	10	10	10	10	10	10
E. Integrity of the legal system	8.68	8.81	8.81	8.42	8.41	8.41	8.77
F. Legal enforcement of contracts		7.5	7.5	7.48	7.18	7.18	7.18
G. Regulatory restrictions on sale of real property		9.9	9.9	9.93	9.95	9.9	9.9
H. Reliability of police			7.46	8.67	9.35	8.68	8.68
<i>Gender Legal Rights Adjustment</i>	0.94	1	1	1	1	1	1
3. Sound Money	5.94	8.19	9.74	9.48	9.65	9.67	9.58
A. Money growth	7.65 (11.74)	5.45 (22.77)	9.99 (0.04)	9.17 (4.17)	9.44 (2.8)	9.46 (2.71)	9.3 (3.49)
B. Standard deviation of inflation	9.2 (2)	7.84 (5.39)	9.48 (1.29)	9.34 (1.66)	9.22 (1.96)	9.54 (1.14)	9.36 (1.6)
C. Inflation: most recent year	6.93 (15.36)	9.46 (2.7)	9.48 (2.62)	9.42 (2.91)	9.95 (0.23)	9.68 (1.62)	9.66 (1.72)
D. Freedom to own foreign currency bank accounts	0	10	10	10	10	10	10
4. Freedom to Trade Internationally	7.48	8.85	9.4	8.89	8.83	8.76	8.19
A. Tariffs	7.87	6.56	9.01	9.1	9.13	9.15	9.04
(i) Revenue from trade taxes (% of trade sector)	8.33 (2.5)	8.87 (1.7)	9.47 (0.79)	8.81 (1.79)	8.83 (1.76)	8.9 (1.65)	8.55 (2.17)
(ii) Mean tariff rate	7.4 (13)	7.1 (14.5)	9.32 (3.4)	9.58 (2.1)	9.6 (2)	9.6 (2)	9.62 (1.9)
(iii) Standard deviation of tariff rates		3.72 (15.7)	8.24 (4.4)	8.92 (2.69)	8.96 (2.6)	8.94 (2.64)	8.96 (2.6)
B. Regulatory trade barriers			9.38	8.86	7.96	8.09	8.09
(i) Non-tariff trade barriers			9.09	8.95	7.2	7.45	7.45
(ii) Compliance cost of importing and exporting			9.67	8.76	8.72	8.74	8.74
C. Black-market exchange rates	10	10	10	10	10	10	10
D. Controls of the movement of capital and people	4.58	10	9.23	7.6	8.22	7.82	5.64
(i) Financial openness	4.16	10	10	10	10	10	10
(ii) Capital controls	5	10	8.46	6.92	6.92	6.92	6.92
(iii) Freedom of foreigners to visit				5.86	7.74	6.53	0
5. Regulation	6.38	8.18	8.39	8.94	9.19	8.98	8.57
A. Credit market regulations	6.18	9.59	9.83	9.61	10	9.67	8.56
(i) Ownership of banks	5	10	10	10	10	10	10
(ii) Private sector credit	7.54	8.77	9.49	8.84	10	10	6.67
(iii) Interest rate controls / negative real interest rates	6	10	10	10	10	9	9
B. Labor market regulations	6.58	6.78	6.6	8.51	8.82	8.63	8.63
(i) Hiring regulations and minimum wage			3.62	8.9	8.9	8.9	8.9
(ii) Hiring and firing regulations		7.62	3.07	4.54	6.02	5.28	5.28
(iii) Centralized collective bargaining	5.18	5.18	8.05	7.61	8.02	7.62	7.62
(iv) Hours regulations	4.57	4.31	4.84	10	10	10	10
(v) Mandated cost of worker dismissal			10	10	10	10	10
(vi) Conscription	10	10	10	10	10	10	10
C. Business regulations			8.75	8.7	8.73	8.63	8.52
(i) Administrative requirements			7.47	5.01	5.08	5.19	5.19
(ii) Bureaucracy costs			7.8	9.7	10	9.11	8.44
(iii) Starting a business			9.61	9.96	9.98	9.98	9.98
(iv) Impartial public administration	9.65	9.65	9.65	9.65	9.65	9.65	9.65
(v) Licensing restrictions				9.81	9.4	9.4	9.4
(vi) Cost of tax compliance			9.22	8.07	8.3	8.43	8.43

Nicaragua

	1980	1990	2000	2010	2015	2019	2020
	Rating (Rank)	Rating (Rank)	Rating (Rank)	Rating (Rank)	Rating (Rank)	Rating (Rank)	Rating (Rank)
Summary Ratings (Rank)	4.15 (98)	3.19 (112)	7 (47)	7.28 (53)	7.22 (65)	7.04 (83)	6.84 (82)
	Rating (Data)	Rating (Data)	Rating (Data)	Rating (Data)	Rating (Data)	Rating (Data)	Rating (Data)
1. Size of Government	6.24	4.09	7.47	7.95	7.27	6.24	6.02
A. Government consumption	6.09 (19.29)	0 (42.57)	6.72 (17.14)	7.38 (14.9)	6.85 (16.7)	6.46 (18.02)	6.29 (18.61)
B. Transfers and subsidies	9.02 (4.1)	8.28 (6.8)	8.53 (5.88)	9.84 (1.08)	10 (0.46)	10 (0.42)	10 (0.42)
C. Government investment		1.33 (45.35)	7.76 (22.85)	7.28 (24.53)	6.97 (25.61)	3.25 (38.63)	2.3 (41.94)
D. Top marginal tax rate	5		6	8	6	5.5	5.5
(i) Top marginal income tax rate	5 (50)		8 (30)	8 (30)	8 (30)	8 (30)	8 (30)
(ii) Top marginal income and payroll tax rate			4 (44)	8 (30)	4 (44)	3 (47)	3 (47)
E. State ownership of assets	4.86	6.74	8.33	7.26	6.51	6.01	6.01
2. Legal System and Property Rights	3.41	3.71	4.05	4.33	4.42	4.28	4.25
A. Judicial independence	2.59	4.3	3.48	2.65	2.74	2.69	2.88
B. Impartial courts	4.98	3.82	3.43	3.26	3.23	2.82	2.52
C. Protection of property rights		2.08	3.21	3.69	4.04	4	4
D. Military interference in rule of law and politics	3.33	3.33	3.33	5	4.17	4.17	4.17
E. Integrity of the legal system	3.6	3.81	5.28	4.62	4.28	3.36	3.21
F. Legal enforcement of contracts		4.77	4.77	5.75	5.14	5.14	5.14
G. Regulatory restrictions on sale of real property		5.49	5.49	7.73	7.3	6.97	6.97
H. Reliability of police			5.45	4.13	4.5	5.09	5.09
<i>Gender Legal Rights Adjustment</i>	0.88	0.88	0.88	0.88	1	1	1
3. Sound Money	5.99	0	8.38	8.7	9.08	9.55	9.67
A. Money growth	6.74 (16.29)	0 (1678.44)	6.44 (17.78)	8.19 (9.04)	8.07 (9.63)	9.92 (-0.4)	9.77 (1.14)
B. Standard deviation of inflation	4.56 (13.61)	0 (4792.48)	9.26 (1.85)	7.7 (5.74)	9.05 (2.38)	9.34 (1.64)	9.64 (0.91)
C. Inflation: most recent year	2.68 (36.62)	0 (5012.69)	7.81 (10.94)	8.91 (5.45)	9.2 (4)	8.92 (5.38)	9.26 (3.68)
D. Freedom to own foreign currency bank accounts	10	0	10	10	10	10	10
4. Freedom to Trade Internationally	0.9	4.97	8.27	8.19	8.15	8.13	7.3
A. Tariffs	2.1	6.09	8.77	8.49	8.47	8.51	8.52
(i) Revenue from trade taxes (% of trade sector)	4.2 (8.7)	7.13 (4.3)	8.84 (1.74)	9.51 (0.73)	9.55 (0.68)	9.64 (0.54)	9.64 (0.54)
(ii) Mean tariff rate	0 (54)	5.04 (24.8)	9.36 (3.2)	8.88 (5.6)	8.86 (5.7)	8.86 (5.7)	8.86 (5.7)
(iii) Standard deviation of tariff rates			8.12 (4.7)	7.07 (7.34)	7.01 (7.47)	7.04 (7.41)	7.06 (7.35)
B. Regulatory trade barriers			5.48	5.83	5.65	5.57	5.57
(i) Non-tariff trade barriers			3.78	4.94	4.97	5.06	5.06
(ii) Compliance cost of importing and exporting			7.17	6.72	6.33	6.07	6.07
C. Black-market exchange rates	0	8	10	10	10	10	10
D. Controls of the movement of capital and people	0.6	0.83	8.85	8.46	8.46	8.46	5.13
(i) Financial openness	1.2	1.66	10	10	10	10	10
(ii) Capital controls	0	0	7.69	5.38	5.38	5.38	5.38
(iii) Freedom of foreigners to visit				10	10	10	0
5. Regulation	4.19	3.18	6.82	7.21	7.19	6.99	6.94
A. Credit market regulations	0	0	8.05	9.51	9.42	9.6	9.39
(i) Ownership of banks				10	10	10	10
(ii) Private sector credit		0	7.1	9.54	9.26	9.79	9.18
(iii) Interest rate controls / negative real interest rates	0	0	9	9	9	9	9
B. Labor market regulations			6.39	6.44	6.46	5.91	5.91
(i) Hiring regulations and minimum wage			3.63	6.67	6.67	6.67	6.67
(ii) Hiring and firing regulations			6.12	5.39	5.47	4.98	4.98
(iii) Centralized collective bargaining			6.65	6.34	6.37	5.53	5.53
(iv) Hours regulations			4	4	4	2	2
(v) Mandated cost of worker dismissal			7.96	6.26	6.26	6.26	6.26
(vi) Conscription	5	0	10	10	10	10	10
C. Business regulations			6.02	5.67	5.7	5.46	5.53
(i) Administrative requirements			6.03	3.74	2.96	3.32	3.32
(ii) Bureaucracy costs			5.18	4.85	3.56	3.56	3.56
(iii) Starting a business			7.23	7.62	8.87	8.86	8.86
(iv) Impartial public administration	5.23	5.65	4.35	3.55	3.55	2.06	2.44
(v) Licensing restrictions				6.59	7.54	7.24	7.24
(vi) Cost of tax compliance			7.31	7.68	7.75	7.75	7.75

Niger

	1980	1990	2000	2010	2015	2019	2020
	Rating (Rank)	Rating (Rank)	Rating (Rank)	Rating (Rank)	Rating (Rank)	Rating (Rank)	Rating (Rank)
Summary Ratings (Rank)	5.45 (47)	5.02 (84)	5.44 (108)	5.65 (135)	5.69 (139)	5.62 (151)	5.97 (135)
	Rating (Data)	Rating (Data)	Rating (Data)	Rating (Data)	Rating (Data)	Rating (Data)	Rating (Data)
1. Size of Government	7.95	4.60	4.90	8.35	6.70	6.64	6.76
A. Government consumption	8.19 (12.15)	7.63 (14.06)	7.91 (13.1)	6.77 (16.97)	5.98 (19.68)	6.31 (18.54)	6.33 (18.49)
B. Transfers and subsidies	9.46 (2.5)			9.84 (1.09)	9.84 (1.09)	9.84 (1.09)	9.84 (1.09)
C. Government investment	8.55 (20.07)	0 (64.8)	0 (58.51)	10 (14.98)	5.49 (30.79)	4.57 (34)	4.59 (33.94)
D. Top marginal tax rate					5	5	5
(i) Top marginal income tax rate					7 (35)	7 (35)	7 (35)
(ii) Top marginal income and payroll tax rate					3 (46)	3 (46)	3 (46)
E. State ownership of assets	5.58	6.16	6.8	6.8	7.21	7.49	8.05
2. Legal System and Property Rights	4.36	3.72	3.22	3.29	3.37	3.69	3.66
A. Judicial independence	4.92	5.78	4.74	5.45	5.57	5.36	5.43
B. Impartial courts	5.78	5.02	4.25	4.57	4.84	4.7	4.32
C. Protection of property rights			4.11	4.21	4.21	4.21	4.21
D. Military interference in rule of law and politics	6.67	6.67	6.67	3.68	3.33	3.33	3.33
E. Integrity of the legal system	6.33	5.85	4.83	4.9	4.75	4.48	4.51
F. Legal enforcement of contracts		2.74	3.12	2.74	3.16	4.4	4.4
G. Regulatory restrictions on sale of real property		4.34	4.34	5.72	6.38	7.32	7.32
H. Reliability of police			2.96	4.47	4.47		
<i>Gender Legal Rights Adjustment</i>	0.47	0.47	0.47	0.47	0.47	0.53	0.53
3. Sound Money	4.88	7.03	8.24	6.41	6.83	7.16	7.22
A. Money growth	5.81 (20.96)	9.56 (2.19)	8.99 (-5.07)	7.03 (14.83)	8.24 (8.79)	9.62 (-1.89)	9.9 (-0.48)
B. Standard deviation of inflation	7.86 (5.35)	8.86 (2.85)	9.54 (1.14)	8.77 (3.07)	9.27 (1.84)	9.52 (1.19)	9.54 (1.14)
C. Inflation: most recent year	5.84 (20.82)	9.68 (-1.6)	9.42 (2.9)	9.84 (0.8)	9.8 (1.01)	9.5 (-2.49)	9.42 (2.9)
D. Freedom to own foreign currency bank accounts	0	0	5	0	0	0	0
4. Freedom to Trade Internationally	4.94	4.92	6.14	4.50	5.50	4.96	5.72
A. Tariffs	4.4	3.47	7.6	6.24	6.13	6.15	6.15
(i) Revenue from trade taxes (% of trade sector)	4.4 (8.4)	3.47 (9.8)		3.82 (9.27)	3.82 (9.27)	3.82 (9.27)	3.82 (9.27)
(ii) Mean tariff rate			7.6 (12)	7.62 (11.9)	7.56 (12.2)	7.58 (12.1)	7.58 (12.1)
(iii) Standard deviation of tariff rates				7.29 (6.78)	7.02 (7.44)	7.05 (7.38)	7.05 (7.38)
B. Regulatory trade barriers				1.22	4.37	2.19	5.94
(i) Non-tariff trade barriers						0	7.51
(ii) Compliance cost of importing and exporting				1.22	4.37	4.38	4.38
C. Black-market exchange rates	9.6	9.2	10	10	10	10	10
D. Controls of the movement of capital and people	0.83	2.08	0.83	0.55	1.51	1.5	0.8
(i) Financial openness	1.66	4.16	1.66	1.66	1.66	1.64	1.64
(ii) Capital controls	0	0	0	0	0.77	0.77	0.77
(iii) Freedom of foreigners to visit				0	2.1	2.1	0
5. Regulation	5.15	4.83	4.70	5.70	6.07	5.64	6.51
A. Credit market regulations	4.3	6.13	5.67	8.12	7.09	7.83	7.21
(i) Ownership of banks	2	2	5	10	8	10	10
(ii) Private sector credit	8.91	8.38	8.01	9.37	8.27	8.5	6.63
(iii) Interest rate controls / negative real interest rates	2	8	4	5	5	5	5
B. Labor market regulations			3.14	3.85	4.26	2.84	5.13
(i) Hiring regulations and minimum wage			1.1	0	1.67	1.67	1.67
(ii) Hiring and firing regulations						0	5.95
(iii) Centralized collective bargaining						0	7.79
(iv) Hours regulations			4.7	6	8	8	8
(v) Mandated cost of worker dismissal			6.76	9.4	7.38	7.38	7.38
(vi) Conscription		0	0	0	0	0	0
C. Business regulations			5.29	5.14	6.85	6.25	7.18
(i) Administrative requirements						0	5.56
(ii) Bureaucracy costs				3.94	2.22	4.89	4.89
(iii) Starting a business			3.1	6.34	9.18	9.56	9.56
(iv) Impartial public administration	8.35	5.02	5.8	6.84	6.79	6.83	6.83
(v) Licensing restrictions				1.59	9.06	9.26	9.26
(vi) Cost of tax compliance			6.97	6.97	6.97	6.97	6.97

Nigeria

	1980	1990	2000	2010	2015	2019	2020
	Rating (Rank)	Rating (Rank)	Rating (Rank)	Rating (Rank)	Rating (Rank)	Rating (Rank)	Rating (Rank)
Summary Ratings (Rank)	3.80 (101)	3.88 (106)	4.94 (116)	6.16 (116)	6.65 (100)	7.03 (84)	6.70 (92)
	Rating (Data)	Rating (Data)	Rating (Data)	Rating (Data)	Rating (Data)	Rating (Data)	Rating (Data)
1. Size of Government	3.98	4.97	5.80	7.78	8.63	8.71	8.46
A. Government consumption	6.58 (17.64)	5.48 (21.37)	7.56 (14.28)	8.35 (11.6)	9.47 (7.8)	9.72 (6.95)	8.5 (11.11)
B. Transfers and subsidies				9.86 (1.02)	9.87 (0.99)	9.87 (0.99)	9.87 (0.99)
C. Government investment		5.77 (29.81)	0 (51.55)	7.02 (25.42)	9.86 (15.48)	10 (12.06)	10 (12.06)
D. Top marginal tax rate	0	2	9	7	7	7	7
(i) Top marginal income tax rate	0 (70)	2 (55)	9 (25)	9 (25)	9 (24)	9 (24)	9 (24)
(ii) Top marginal income and payroll tax rate			9 (25)	5 (37)	5 (38)	5 (38)	5 (38)
E. State ownership of assets	5.38	6.64	6.64	6.64	6.94	6.95	6.95
2. Legal System and Property Rights	3.01	2.43	2.94	3.47	3.73	3.7	3.75
A. Judicial independence	4.44	4.18	4.54	5.13	5.49	4.88	5.01
B. Impartial courts	3.6	4.18	3.28	3.72	3.48	3.29	3.31
C. Protection of property rights		2.52	3.1	3.69	4.34	4.04	4.04
D. Military interference in rule of law and politics	1.67	1.67	3.75	2.78	3.33	3.33	3.33
E. Integrity of the legal system	2.83	2.59	4.66	4.04	4.23	4.21	4.48
F. Legal enforcement of contracts	4	3.53	3.53	4.29	3.31	5.09	5.09
G. Regulatory restrictions on sale of real property		0	0	3.45	5.23	4.55	4.55
H. Reliability of police			2.91	3.33	3.32	3.05	3.05
<i>Gender Legal Rights Adjustment</i>	0.82	0.82	0.82	0.82	0.82	0.82	0.82
3. Sound Money	5.89	4.27	5.36	6.42	8.00	8.73	9.00
A. Money growth	6.61 (16.96)	6.6 (17.01)	5.86 (20.71)	5.44 (22.82)	9.43 (2.87)	8.56 (7.22)	9.13 (4.35)
B. Standard deviation of inflation	9.44 (1.39)	1.93 (20.18)	1.95 (20.12)	8 (4.99)	9.37 (1.58)	8.65 (3.38)	9.5 (1.24)
C. Inflation: most recent year	7.52 (12.42)	8.57 (7.16)	8.61 (6.93)	7.26 (13.72)	8.2 (9.02)	7.72 (11.4)	7.36 (13.2)
D. Freedom to own foreign currency bank accounts	0	0	5	5	5	10	10
4. Freedom to Trade Internationally	1.58	2.96	4.37	6.13	5.63	6.06	4.50
A. Tariffs	3.91	3.49	3.76	7.26	7.29	7.31	7.31
(i) Revenue from trade taxes (% of trade sector)	4.33 (8.5)	7.33 (4)					
(ii) Mean tariff rate	3.48 (32.6)	3.14 (34.3)		7.66 (11.7)	7.58 (12.1)	7.58 (12.1)	7.58 (12.1)
(iii) Standard deviation of tariff rates		0 (30.8)	3.76 (15.6)	6.86 (7.84)	7 (7.5)	7.05 (7.38)	7.05 (7.38)
B. Regulatory trade barriers			4.43	5.18	3.17	3.44	3.44
(i) Non-tariff trade barriers			3.2	4.65	6.35	6.31	6.31
(ii) Compliance cost of importing and exporting			5.67	5.72	0	0.57	0.57
C. Black-market exchange rates	0	5.4	5.68	9.42	8.45	10	4.46
D. Controls of the movement of capital and people	0.83	0	3.59	2.67	3.61	3.49	2.79
(i) Financial openness	1.66	0	1.8	3.01	3.01	3	3
(ii) Capital controls	0	0	5.38	5	5.83	5.38	5.38
(iii) Freedom of foreigners to visit				0	1.99	2.1	0
5. Regulation	4.52	4.76	6.26	7.02	7.26	7.93	7.78
A. Credit market regulations	2	3.56	6.53	8.41	8.56	9.32	8.82
(i) Ownership of banks	2	2	5	10	10	10	10
(ii) Private sector credit		8.69	6.6	9.22	6.69	7.95	7.46
(iii) Interest rate controls / negative real interest rates	2	0	8	6	9	10	9
B. Labor market regulations			7.37	8.02	8.92	8.96	8.96
(i) Hiring regulations and minimum wage			4.79	7.77	10	10	10
(ii) Hiring and firing regulations			7.15	6.93	6.25	6.06	6.06
(iii) Centralized collective bargaining			6.93	7.36	7.29	7.72	7.72
(iv) Hours regulations			10	10	10	10	10
(v) Mandated cost of worker dismissal			5.36	6.05	10	10	10
(vi) Conscription	10	10	10	10	10	10	10
C. Business regulations			4.89	4.64	4.3	5.52	5.55
(i) Administrative requirements			7.83	4.38	3.28	2.85	2.85
(ii) Bureaucracy costs			6.03	3.64	1.11	2	2.22
(iii) Starting a business			7.59	8.17	8.87	9.49	9.49
(iv) Impartial public administration	2.27	2.08	2.98	3.04	3.40	3.40	3.40
(v) Licensing restrictions				8.62	9.14	9.20	9.20
(vi) Cost of tax compliance			0.00	0.00	0.00	6.15	6.15

North Macedonia

	1980	1990	2000	2010	2015	2019	2020
	Rating (Rank)	Rating (Rank)	Rating (Rank)	Rating (Rank)	Rating (Rank)	Rating (Rank)	Rating (Rank)
Summary Ratings (Rank)				7.34 (50)	7.3 (60)	7.17 (77)	7.16 (61)
	Rating (Data)	Rating (Data)	Rating (Data)	Rating (Data)	Rating (Data)	Rating (Data)	Rating (Data)
1. Size of Government			6.75	6.72	7.01	7.08	7.14
A. Government consumption			6.94 (16.42)	6.03 (19.49)	6 (19.59)	6.59 (17.61)	5.83 (20.19)
B. Transfers and subsidies				4.76 (19.74)	5.57 (16.76)	5.08 (18.55)	5.08 (18.55)
C. Government investment			7.02 (25.41)	6.01 (28.96)	7.13 (25.05)	7.41 (24.07)	8.44 (20.46)
D. Top marginal tax rate				8.5	8.5	8.5	8.5
(i) Top marginal income tax rate				10 (10)	10 (10)	10 (10)	10 (10)
(ii) Top marginal income and payroll tax rate				7 (34)	7 (34)	7 (35)	7 (35)
E. State ownership of assets			6.28	8.32	7.85	7.84	7.84
2. Legal System and Property Rights		5.7	5.81	6.14	5.01	4.57	4.64
A. Judicial independence	3.76	6.19	5.01	4.26	3.62	3.72	3.64
B. Impartial courts		5.37	4.06	4.34	4.44	3.89	3.8
C. Protection of property rights			2.5	4.42	5.12	4.31	4.31
D. Military interference in rule of law and politics			10	10			
E. Integrity of the legal system		5.79	7.67	7.37	3.99	4.83	5.49
F. Legal enforcement of contracts		4.62	6.56	6.77	3.94	3.95	3.95
G. Regulatory restrictions on sale of real property		7.39	7.39	8.23	8.38	8.38	8.38
H. Reliability of police			4.7	5.26	6.63	3.91	3.91
<i>Gender Legal Rights Adjustment</i>	0.94	0.94	0.94	0.94	0.94	0.94	0.94
3. Sound Money				8.05	8.46	8.34	8.22
A. Money growth			6.43 (17.85)	8.37 (8.16)	9.6 (2.02)	9.26 (3.69)	9.02 (4.92)
B. Standard deviation of inflation				9.16 (2.11)	9.32 (1.69)	9.24 (1.91)	9.12 (2.2)
C. Inflation: most recent year				9.68 (1.61)	9.94 (-0.3)	9.85 (0.77)	9.76 (1.2)
D. Freedom to own foreign currency bank accounts				5	5	5	5
4. Freedom to Trade Internationally				7.46	7.82	7.74	7.75
A. Tariffs				8.05	8.23	8.26	8.27
(i) Revenue from trade taxes (% of trade sector)				9.35 (0.97)	9.57 (0.65)	9.59 (0.62)	9.59 (0.62)
(ii) Mean tariff rate				8.46 (7.7)	8.62 (6.9)	8.66 (6.7)	8.66 (6.7)
(iii) Standard deviation of tariff rates				6.34 (9.16)	6.49 (8.76)	6.54 (8.64)	6.57 (8.58)
B. Regulatory trade barriers			7.5	6.98	7.69	7.28	7.28
(i) Non-tariff trade barriers				5.48	5.78	4.95	4.95
(ii) Compliance cost of importing and exporting			7.5	8.47	9.6	9.61	9.61
C. Black-market exchange rates				10	10	10	10
D. Controls of the movement of capital and people			1.66	4.81	5.36	5.43	5.43
(i) Financial openness			1.66	4.49	4.49	4.48	4.48
(ii) Capital controls				2.31	3.08	3.08	3.08
(iii) Freedom of foreigners to visit				7.63	8.52	8.74	8.74
5. Regulation			6.35	8.34	8.22	8.1	8.05
A. Credit market regulations				9.65	9.59	9.79	9.79
(i) Ownership of banks				10	10	10	10
(ii) Private sector credit				8.94	8.77	9.37	9.37
(iii) Interest rate controls / negative real interest rates				10	10	10	10
B. Labor market regulations				7.81	7.24	7.11	7.11
(i) Hiring regulations and minimum wage				7.23	7.23	7.23	7.23
(ii) Hiring and firing regulations				5.58	5.27	4.33	4.33
(iii) Centralized collective bargaining				8.27	5.2	5.74	5.74
(iv) Hours regulations				8	8	8	8
(v) Mandated cost of worker dismissal				7.76	7.76	7.38	7.38
(vi) Conscription				10	10	10	10
C. Business regulations			7.71	7.58	7.81	7.41	7.26
(i) Administrative requirements				3.59	4.46	3.31	3.31
(ii) Bureaucracy costs				8.79	9.33	8.89	8.00
(iii) Starting a business			8.1	9.88	9.93	9.49	9.49
(iv) Impartial public administration			6.11	6.54	5.02	4.67	4.67
(v) Licensing restrictions				8.01	9.46	9.43	9.43
(vi) Cost of tax compliance			8.92	8.67	8.67	8.67	8.67

Norway

	1980	1990	2000	2010	2015	2019	2020
	Rating (Rank)	Rating (Rank)	Rating (Rank)	Rating (Rank)	Rating (Rank)	Rating (Rank)	Rating (Rank)
Summary Ratings (Rank)	6.58 (23)	7.39 (16)	7.85 (20)	7.66 (28)	7.4 (54)	7.75 (36)	7.58 (32)
	Rating (Data)	Rating (Data)	Rating (Data)	Rating (Data)	Rating (Data)	Rating (Data)	Rating (Data)
1. Size of Government	4.83	4.56	5.43	5.49	5.28	5.06	4.72
A. Government consumption	3.36 (28.57)	3.06 (29.59)	2.76 (30.62)	1.81 (33.83)	1.42 (35.16)	1.35 (35.41)	0.68 (37.7)
B. Transfers and subsidies	4.11 (22.1)	2.7 (27.3)	4.76 (19.72)	4.88 (19.3)	4.95 (19.02)	4.75 (19.78)	3.87 (22.99)
C. Government investment	10 (14.62)	8.38 (20.67)	9.45 (16.94)	8.58 (19.99)	8.64 (19.75)	7.62 (23.32)	7.47 (23.86)
D. Top marginal tax rate	0	2	3.5	5.5	4.5	4.5	4.5
(i) Top marginal income tax rate	0 (75)	3 (51)	5 (47.5)	7 (40)	6 (39)	6 (38)	6 (38)
(ii) Top marginal income and payroll tax rate		1 (64)	2 (64)	4 (54)	3 (54)	3 (53)	3 (53)
E. State ownership of assets	6.69	6.69	6.69	6.69	6.86	7.08	7.08
2. Legal System and Property Rights	9.18	8.81	8.68	8.76	8.92	8.51	8.57
A. Judicial independence	8.52	8.83	8.47	8.62	8.78	8.4	8.46
B. Impartial courts	9.78	9.17	9.1	8.68	8.81	8.33	8.3
C. Protection of property rights		7.61	7.2	8.22	8.62	7.93	7.93
D. Military interference in rule of law and politics	10	10	10	10	10	10	10
E. Integrity of the legal system	8.87	8.87	8.87	8.95	9.02	9	9.47
F. Legal enforcement of contracts	8.75	8.01	8.01	8.13	7.88	7.3	7.3
G. Regulatory restrictions on sale of real property		9.16	9.16	9.12	9.12	9.12	9.12
H. Reliability of police			8.63	8.34	9.14	7.98	7.98
<i>Gender Legal Rights Adjustment</i>	1	1	1	1	1	1	1
3. Sound Money	6.27	9.28	9.14	9.14	7.03	9.35	9.34
A. Money growth	8.74 (6.28)	8.98 (5.11)	9.62 (1.91)	9.23 (3.86)	9.81 (0.93)	9.24 (3.81)	9.16 (4.2)
B. Standard deviation of inflation	8.95 (2.63)	8.91 (2.72)	7.55 (6.11)	7.82 (5.44)	8.73 (3.18)	8.6 (3.5)	8.46 (3.85)
C. Inflation: most recent year	7.38 (13.12)	9.23 (3.87)	9.38 (3.09)	9.52 (2.4)	9.57 (2.17)	9.57 (2.17)	9.74 (1.29)
D. Freedom to own foreign currency bank accounts	0	10	10	10	0	10	10
4. Freedom to Trade Internationally	7.25	8.24	8.62	7.57	7.90	7.91	7.60
A. Tariffs	9.28	8.63	7.55	6.16	6.19	6.24	6.24
(i) Revenue from trade taxes (% of trade sector)	9.8 (0.3)	9.8 (0.3)	9.88 (0.17)	9.89 (0.16)	9.9 (0.15)	9.91 (0.14)	9.89 (0.16)
(ii) Mean tariff rate	8.76 (6.2)	8.86 (5.7)	9.42 (2.9)	8.6 (7)	8.68 (6.6)	8.8 (6)	8.82 (5.9)
(iii) Standard deviation of tariff rates		7.24 (6.9)	3.36 (16.6)	0 (29.75)	0 (29.44)	0 (27.78)	0 (27.44)
B. Regulatory trade barriers			8.48	7.07	7.96	7.63	7.63
(i) Non-tariff trade barriers			7.8	4.99	6.07	5.41	5.41
(ii) Compliance cost of importing and exporting			9.17	9.14	9.85	9.85	9.85
C. Black-market exchange rates	9.4	10	10	10	10	10	10
D. Controls of the movement of capital and people	3.08	6.08	8.46	7.05	7.45	7.78	6.54
(i) Financial openness	4.16	4.16	10	10	10	10	10
(ii) Capital controls	2	8	6.92	4.62	4.62	4.62	4.62
(iii) Freedom of foreigners to visit				6.53	7.74	8.74	5
5. Regulation	5.35	6.08	7.39	7.36	7.88	7.93	7.65
A. Credit market regulations	7.19	8.51	9	10	10	10	9.36
(i) Ownership of banks	10	8	10	10	10	10	10
(ii) Private sector credit	5.56	7.53	10	10	10	10	8.09
(iii) Interest rate controls / negative real interest rates	6	10	7	10	10	10	10
B. Labor market regulations	3.52	3.64	4.62	4.34	5.23	5.42	5.42
(i) Hiring regulations and minimum wage			5	3.9	7.23	7.23	7.23
(ii) Hiring and firing regulations		4.88	2.05	2.94	4.35	4.54	4.54
(iii) Centralized collective bargaining	5.18	5.18	4.03	4.17	4.81	4.73	4.73
(iv) Hours regulations	4.4	3.52	4.84	4	4	6	6
(v) Mandated cost of worker dismissal			8.79	10	10	10	10
(vi) Conscription	1	1	3	1	1	0	0
C. Business regulations			8.54	7.74	8.41	8.37	8.18
(i) Administrative requirements			6.08	3.78	5.29	4.75	4.75
(ii) Bureaucracy costs			8.7	7.58	7.56	7.78	6.67
(iii) Starting a business			9.3	9.69	9.85	9.85	9.85
(iv) Impartial public administration	9.58	9.58	9.58	9.58	9.58	9.58	9.58
(v) Licensing restrictions				6.78	9.12	9.13	9.13
(vi) Cost of tax compliance			9.02	9.02	9.07	9.11	9.11

Oman

	1980	1990	2000	2010	2015	2019	2020
	Rating (Rank)	Rating (Rank)	Rating (Rank)	Rating (Rank)	Rating (Rank)	Rating (Rank)	Rating (Rank)
Summary Ratings (Rank)	5.02 (64)	6.42 (35)	7.07 (42)	6.87 (82)	6.62 (101)	6.77 (94)	6.65 (93)
	Rating (Data)	Rating (Data)	Rating (Data)	Rating (Data)	Rating (Data)	Rating (Data)	Rating (Data)
1. Size of Government	4.83	4.78	5.19	5.06	4.61	4.75	4.66
A. Government consumption	0 (47.45)	0 (58.84)	1.65 (34.4)	1.12 (36.2)	0 (45.33)	0.69 (37.66)	0.21 (39.28)
B. Transfers and subsidies	9.59 (2)	9.35 (2.9)	9.61 (1.92)	9.65 (1.8)	8.13 (7.35)	8.13 (7.35)	8.13 (7.35)
C. Government investment	0 (65.86)	0 (59.19)	0.13 (49.56)	0 (59.77)	0 (54.13)	0 (64.82)	0 (64.82)
D. Top marginal tax rate	10	10	10	10	10	10	10
(i) Top marginal income tax rate	10 (0)	10 (0)	10 (0)	10 (0)	10 (0)	10 (0)	10 (0)
(ii) Top marginal income and payroll tax rate		10 (0)	10 (0)	10 (0)	10 (17)	10 (17)	10 (17)
E. State ownership of assets	4.56	4.56	4.56	4.56	4.94	4.94	4.94
2. Legal System and Property Rights	3.40	4.17	4.59	5.02	5.27	5.24	5.26
A. Judicial independence	4.69	5.11	5.6	5.92	5.62	6.03	6.09
B. Impartial courts	5.69	6.12	6.82	6.91	6.56	7.01	6.91
C. Protection of property rights			4.99	5.61	7.41	7.69	7.69
D. Military interference in rule of law and politics	3.33	3.33	8.33	8.33	8.33	8.33	8.33
E. Integrity of the legal system	4.76	5.59	6.71	6.77	6.78	6.7	6.96
F. Legal enforcement of contracts		5.14	4.57	4.19	5.14	5.04	5.04
G. Regulatory restrictions on sale of real property		8.71	8.71	8.71	8.71	7.69	7.69
H. Reliability of police			4.26	8.22	8.76	8.55	8.55
<i>Gender Legal Rights Adjustment</i>	0.47	0.47	0.47	0.47	0.47	0.47	0.47
3. Sound Money	5.10	7.75	8.19	7.43	8.48	8.64	8.77
A. Money growth	8.17 (9.16)	9.77 (-1.16)	9.13 (4.34)	8.13 (9.36)	9.17 (4.17)	9.4 (3)	9.4 (3)
B. Standard deviation of inflation	2.24 (19.39)	4.54 (13.65)	3.88 (15.31)	2.21 (19.47)	4.75 (13.12)	5.2 (12.01)	5.85 (10.37)
C. Inflation: most recent year	0 (51.11)	6.68 (16.62)	9.75 (-1.27)	9.36 (3.2)	9.99 (0.07)	9.97 (0.13)	9.82 (-0.9)
D. Freedom to own foreign currency bank accounts	10	10	10	10	10	10	10
4. Freedom to Trade Internationally		8.44	8.82	8.36	8.05	7.61	7.56
A. Tariffs		9.33	9.38	7.92	8.08	7.83	7.84
(i) Revenue from trade taxes (% of trade sector)		9.33	9.55 (0.67)	9.41 (0.89)	9.63 (0.56)	9.63 (0.56)	9.63 (0.56)
(ii) Mean tariff rate			9.06 (4.7)	8.9 (5.5)	8.9 (5.5)	8.88 (5.6)	8.88 (5.6)
(iii) Standard deviation of tariff rates			9.52 (1.2)	5.44 (11.4)	5.71 (10.73)	4.98 (12.54)	5 (12.49)
B. Regulatory trade barriers				7.64	6.54	7.29	7.29
(i) Non-tariff trade barriers				6.51	6.08	6.02	6.02
(ii) Compliance cost of importing and exporting				8.76	7	8.56	8.56
C. Black-market exchange rates	10	10	10	10	10	10	10
D. Controls of the movement of capital and people	6	6	7.08	7.9	7.56	5.31	5.13
(i) Financial openness	10	10	7.49	10	10	10	10
(ii) Capital controls	2	2	6.67	5.83	5.38	5.38	5.38
(iii) Freedom of foreigners to visit				7.85	7.3	0.55	0
5. Regulation	6.74	6.96	8.56	8.46	6.72	7.61	6.98
A. Credit market regulations	8.89	9.28	9.45	8.95	6.67	8.49	6.67
(i) Ownership of banks	8	8	10	10	10	10	10
(ii) Private sector credit	9.79	9.85	8.34	9.84	0	5.48	0
(iii) Interest rate controls / negative real interest rates		10	10	7	10	10	10
B. Labor market regulations			8.63	8.75	5.99	6.69	6.69
(i) Hiring regulations and minimum wage			8.9	10	7.77	8.9	8.9
(ii) Hiring and firing regulations				5.12	3.44	5.42	5.42
(iii) Centralized collective bargaining				7.38	6.73	7.15	7.15
(iv) Hours regulations			6	10	2	2	2
(v) Mandated cost of worker dismissal			9.63	10			
(vi) Conscription	10	10	10	10	10	10	10
C. Business regulations			7.61	7.67	7.5	7.65	7.58
(i) Administrative requirements				5.42	4.52	5.66	5.66
(ii) Bureaucracy costs				7.73	6.22	5.78	5.33
(iii) Starting a business			6.64	8.82	9.75	9.82	9.82
(iv) Impartial public administration	6.12	6.76	6.76	6.76	6.9	6.55	6.55
(v) Licensing restrictions				8	8.36	8.88	8.88
(vi) Cost of tax compliance			9.42	9.31	9.24	9.24	9.24

Pakistan

	1980	1990	2000	2010	2015	2019	2020
	Rating (Rank)	Rating (Rank)	Rating (Rank)	Rating (Rank)	Rating (Rank)	Rating (Rank)	Rating (Rank)
Summary Ratings (Rank)	4.35 (90)	4.89 (87)	5.26 (112)	6.02 (122)	5.87 (133)	6 (134)	6.03 (130)
	Rating (Data)	Rating (Data)	Rating (Data)	Rating (Data)	Rating (Data)	Rating (Data)	Rating (Data)
1. Size of Government	5.09	4.96	7.21	8.57	7.90	8.23	8.11
A. Government consumption	8.6 (10.77)	6.62 (17.49)	7.91 (13.12)	9.16 (8.84)	8.22 (12.04)	8.11 (12.41)	7.68 (13.9)
B. Transfers and subsidies	9.54 (2.2)	8.94 (4.4)	9.85 (1.05)	9.55 (2.17)	9.22 (3.37)	9.22 (3.37)	9.22 (3.37)
C. Government investment	0 (63.9)	0.48 (48.31)	4.28 (35.01)	6.79 (26.23)	6.7 (26.56)	9.47 (16.87)	9.29 (17.47)
D. Top marginal tax rate	2	3	7	10	8	7	7
(i) Top marginal income tax rate	2 (55)	3 (50)	7 (35)	10 (20)	8 (30)	7 (35)	7 (35)
(ii) Top marginal income and payroll tax rate		3 (50)	7 (35)	10 (20)	8 (30)	7 (35)	7 (35)
E. State ownership of assets	5.34	5.78	7.02	7.35	7.34	7.34	7.34
2. Legal System and Property Rights	3.02	3.20	3.01	3.50	3.29	3.62	3.80
A. Judicial independence	3.55	4.15	3.31	5.38	5.36	5.33	5.35
B. Impartial courts	5.86	4.09	3.38	3.59	3.49	3.55	3.3
C. Protection of property rights			3.41	4.2	3.91	4.71	4.71
D. Military interference in rule of law and politics	1.67	1.67	0.21	2.5	2.5	2.5	2.5
E. Integrity of the legal system	3.4	2.77	4.1	4.39	4.07	4.22	4.88
F. Legal enforcement of contracts	3.25	3.78	3.78	3.78	3.5	3.5	3.5
G. Regulatory restrictions on sale of real property		6.89	6.89	6.52	5.56	6.64	6.64
H. Reliability of police			4.13	3.6	3.52	4.73	4.73
<i>Gender Legal Rights Adjustment</i>	0.71	0.65	0.65	0.65	0.65	0.65	0.71
3. Sound Money	6.40	8.04	6.25	5.98	6.45	6.42	6.31
A. Money growth	8.07 (9.63)	9.4 (3.02)	8.95 (5.24)	8.71 (6.43)	8.58 (7.11)	8.99 (5.04)	8.83 (5.83)
B. Standard deviation of inflation	9.33 (1.67)	9.05 (2.38)	6.91 (7.73)	8 (5.01)	7.75 (5.63)	8.8 (2.99)	8.37 (4.08)
C. Inflation: most recent year	8.19 (9.06)	8.71 (6.45)	9.13 (4.37)	7.22 (13.88)	9.49 (2.54)	7.88 (10.58)	8.05 (9.74)
D. Freedom to own foreign currency bank accounts	0	5	0	0	0	0	0
4. Freedom to Trade Internationally	2.14	3.01	4.25	5.54	5.52	5.67	5.62
A. Tariffs	0	0	2.79	4.99	7.15	7.04	7.04
(i) Revenue from trade taxes (% of trade sector)	0 (15.3)	0 (15.21)	6.18 (5.73)	7.75 (3.37)	7.93 (3.1)	7.93 (3.1)	7.93 (3.1)
(ii) Mean tariff rate	0 (77.6)	0 (58.8)	0.68 (46.6)	7.22 (13.9)	7.54 (12.3)	7.58 (12.1)	7.58 (12.1)
(iii) Standard deviation of tariff rates		0 (34)	1.52 (21.2)	0 (27.11)	5.97 (10.09)	5.6 (11.01)	5.6 (11.01)
B. Regulatory trade barriers			8	6.09	3.87	4.66	4.66
(i) Non-tariff trade barriers				4.89	4.76	4.99	4.99
(ii) Compliance cost of importing and exporting			8	7.28	2.98	4.33	4.33
C. Black-market exchange rates	4.6	7.2	5	10	10	10	10
D. Controls of the movement of capital and people	1.83	1.83	1.21	1.07	1.07	0.99	0.8
(i) Financial openness	1.66	1.66	1.66	1.66	1.66	1.64	1.64
(ii) Capital controls	2	2	0.77	0.77	0.77	0.77	0.77
(iii) Freedom of foreigners to visit				0.77	0.77	0.55	0
5. Regulation	5.09	5.24	5.60	6.54	6.20	6.05	6.31
A. Credit market regulations	4.29	4.97	6	8.56	8.09	6.9	7.76
(i) Ownership of banks	0	0	0	8	8	8	8
(ii) Private sector credit	6.87	8.9	7.99	7.68	6.28	2.71	5.27
(iii) Interest rate controls / negative real interest rates	6	6	10	10	10	10	10
B. Labor market regulations			5.71	5.77	4.93	5.09	5.09
(i) Hiring regulations and minimum wage			3.3	2.23	1.1	1.1	1.1
(ii) Hiring and firing regulations			4.17	5.72	4.74	5.37	5.37
(iii) Centralized collective bargaining			7.17	6.09	5.12	5.48	5.48
(iv) Hours regulations			8	8	6	6	6
(v) Mandated cost of worker dismissal			1.66	2.6	2.6	2.6	2.6
(vi) Conscription	10	10	10	10	10	10	10
C. Business regulations			5.08	5.27	5.58	6.15	6.09
(i) Administrative requirements				3.62	4	4.65	4.65
(ii) Bureaucracy costs				5.91	5.11	5.11	5.11
(iii) Starting a business			8.92	9.21	9.29	9.4	9.4
(iv) Impartial public administration	3.1	2.6	2.6	2.35	1.98	2.05	1.7
(v) Licensing restrictions				6.82	6.6	8.87	8.87
(vi) Cost of tax compliance			3.72	3.72	6.51	6.83	6.83

Panama

	1980	1990	2000	2010	2015	2019	2020
Summary Ratings (Rank)	Rating (Rank) 6.03 (30)	Rating (Rank) 7.2 (18)	Rating (Rank) 7.61 (28)	Rating (Rank) 7.52 (39)	Rating (Rank) 7.81 (28)	Rating (Rank) 7.74 (37)	Rating (Rank) 7.45 (41)
	Rating (Data)	Rating (Data)	Rating (Data)	Rating (Data)	Rating (Data)	Rating (Data)	Rating (Data)
1. Size of Government	4.76	6.46	7.86	7.68	8.17	7.80	7.56
A. Government consumption	3.48 (28.18)	4.66 (24.15)	5.26 (22.1)	6.71 (17.2)	6.87 (16.64)	6.31 (18.53)	4.75 (23.85)
B. Transfers and subsidies	8.8 (4.9)	8.12 (7.4)	8.48 (6.06)	8.56 (5.8)	8.71 (5.22)	9.14 (3.67)	9.14 (3.67)
C. Government investment	2.86 (39.98)	10 (12.43)	10 (12.65)	9.08 (18.23)	10 (14)	9.65 (16.22)	10 (10.8)
D. Top marginal tax rate	3	2.5	7.5	6	6.5	6.5	6.5
(i) Top marginal income tax rate	3 (56)	3 (56)	8 (31.25)	8 (27)	9 (25)	9 (25)	9 (25)
(ii) Top marginal income and payroll tax rate		2 (64)	7 (38)	4 (43)	4 (42)	4 (42)	4 (42)
E. State ownership of assets	5.64	7.02	8.05	8.05	8.78	7.42	7.42
2. Legal System and Property Rights	3.73	4.73	5.2	5.21	5.73	5.53	5.56
A. Judicial independence	5.68	6.28	4.86	4.52	4.77	4.53	4.71
B. Impartial courts	4.03	5.2	4.52	4.88	4.63	4.88	4.63
C. Protection of property rights		4.07	3.56	4.65	6.52	5.84	5.84
D. Military interference in rule of law and politics	2.92	5	8.33	8.33	8.33	8.33	8.33
E. Integrity of the legal system	3.22	4.02	4.99	5.01	5.1	5.02	5.37
F. Legal enforcement of contracts		2.26	2.26	2.26	2.99	2.69	2.69
G. Regulatory restrictions on sale of real property		8.38	8.38	7.65	8.79	8.82	8.82
H. Reliability of police			5.92	5.64	6.14	5.46	5.46
<i>Gender Legal Rights Adjustment</i>	0.88	0.88	0.94	0.94	0.94	0.94	0.94
3. Sound Money	6.56	9.77	9.46	9.17	9.03	9.50	9.39
A. Money growth	7.37 (13.14)	9.68 (-1.61)	8.85 (5.73)	8.45 (7.74)	8.45 (7.74)	8.45 (7.74)	8.45 (7.74)
B. Standard deviation of inflation	5.62 (10.96)	9.54 (1.16)	9.28 (1.8)	8.92 (2.7)	7.71 (5.72)	9.64 (0.91)	9.42 (1.46)
C. Inflation: most recent year	3.26 (33.69)	9.89 (0.57)	9.7 (1.5)	9.3 (3.49)	9.97 (0.13)	9.93 (-0.36)	9.69 (-1.55)
D. Freedom to own foreign currency bank accounts	10	10	10	10	10	10	10
4. Freedom to Trade Internationally	8.98	8.13	8.55	8.47	8.93	8.93	8.08
A. Tariffs	7.93	5.4	7.49	7.88	8.09	8.32	8.27
(i) Revenue from trade taxes (% of trade sector)	7.93 (3.1)	8.8 (1.8)	7.33 (4)	8.94 (1.59)	9.51 (0.73)	9.61 (0.58)	9.61 (0.58)
(ii) Mean tariff rate		2 (40)	8.1 (9.5)	8.56 (7.2)	8.64 (6.8)	8.98 (5.1)	8.98 (5.1)
(iii) Standard deviation of tariff rates			7.04 (7.4)	6.14 (9.66)	6.11 (9.72)	6.37 (9.08)	6.21 (9.49)
B. Regulatory trade barriers			6.73	7.58	7.64	7.39	7.39
(i) Non-tariff trade barriers			4.95	6.31	6.38	5.87	5.87
(ii) Compliance cost of importing and exporting			8.5	8.85	8.9	8.9	8.9
C. Black-market exchange rates	10	10	10	10	10	10	10
D. Controls of the movement of capital and people	9	9	10	8.44	10	10	6.67
(i) Financial openness	10	10	10	10	10	10	10
(ii) Capital controls	8	8	10	10	10	10	10
(iii) Freedom of foreigners to visit				5.31	10	10	0
5. Regulation	6.15	6.9	6.98	7.06	7.17	6.96	6.64
A. Credit market regulations	8.47	9.33	9.21	9.18	9.11	8.94	8.06
(i) Ownership of banks	8	8	8	8	8	8	8
(ii) Private sector credit	8.95	10	9.64	9.54	9.33	8.81	6.17
(iii) Interest rate controls / negative real interest rates		10	10	10	10	10	10
B. Labor market regulations			5.61	5.1	5.08	5	5
(i) Hiring regulations and minimum wage			3.76	2.23	2.23	2.23	2.23
(ii) Hiring and firing regulations			4.15	3.56	4.19	3.63	3.63
(iii) Centralized collective bargaining			5.85	6.67	5.93	5.99	5.99
(iv) Hours regulations			4	4	4	4	4
(v) Mandated cost of worker dismissal			5.92	4.13	4.13	4.13	4.13
(vi) Conscription	10	10	10	10	10	10	10
C. Business regulations			6.12	6.91	7.31	6.94	6.87
(i) Administrative requirements			6.93	4.05	4.59	3.95	3.95
(ii) Bureaucracy costs			3.9	7.42	7.33	6.67	6.22
(iii) Starting a business			9.16	9.64	9.75	9.75	9.75
(iv) Impartial public administration	2.25	6.01	6.88	6.88	7.56	6.65	6.65
(v) Licensing restrictions				8.9	9.32	9.2	9.2
(vi) Cost of tax compliance			3.72	4.60	5.33	5.43	5.43

Papua New Guinea

	1980	1990	2000	2010	2015	2019	2020
	Rating (Rank)	Rating (Rank)	Rating (Rank)	Rating (Rank)	Rating (Rank)	Rating (Rank)	Rating (Rank)
Summary Ratings (Rank)	5.49 (44)	5.97 (43)	5.79 (96)	6.93 (78)	5.89 (131)	6.01 (133)	6.17 (122)
	Rating (Data)	Rating (Data)	Rating (Data)	Rating (Data)	Rating (Data)	Rating (Data)	Rating (Data)
1. Size of Government	4.07	6.18	5.75	6.91	5.54	5.69	5.64
A. Government consumption	3.5 (28.12)	3.06 (29.61)	3.8 (27.08)	8.26 (11.91)	3.63 (27.66)	3.44 (28.29)	3.5 (28.1)
B. Transfers and subsidies		9.1 (3.8)	9.92 (0.79)	9.12 (3.74)	7.26 (10.57)	8.04 (7.69)	8.04 (7.69)
C. Government investment	2.46 (41.37)	8.46 (20.39)					
D. Top marginal tax rate		4	3	4	5	5	5
(i) Top marginal income tax rate		4 (45)	3 (47)	5 (42)	5 (42)	5 (42)	5 (42)
(ii) Top marginal income and payroll tax rate		4 (45)	3 (47)	3 (47)	5 (42)	5 (42)	5 (42)
E. State ownership of assets	6.27	6.27	6.27	6.27	6.27	6.27	6.04
2. Legal System and Property Rights	6.37	5.1	3.67	5.28	4.3	4.58	4.63
A. Judicial independence	6.37	6.49	4.72	7.18	5.59	5.65	5.67
B. Impartial courts	7.42	5.74	4.68	5.04	5.11	4.96	4.86
C. Protection of property rights			3.46	5.66	3.58	3.58	3.58
D. Military interference in rule of law and politics	8.33	8.33	5	7.5	7.5	7.5	7.5
E. Integrity of the legal system	5.83	5.07	4.23	4.55	4.91	4.92	5.41
F. Legal enforcement of contracts		1.01	1.01	1.01	1.01	1.01	1.01
G. Regulatory restrictions on sale of real property		6.93	6.93	6.96	6.93	6.93	6.93
H. Reliability of police			2.21	8.41	3.07	5.65	5.65
<i>Gender Legal Rights Adjustment</i>	0.82	0.82	0.82	0.82	0.82	0.82	0.82
3. Sound Money	5.74	6.8	6.29	7.35	6.56	6.62	6.86
A. Money growth	7.42 (12.89)	9.64 (1.8)	9.81 (0.97)	8.15 (9.27)	9.84 (-0.81)	9.42 (-2.91)	9.42 (-2.91)
B. Standard deviation of inflation	6.95 (7.63)	8.39 (4.02)	8.49 (3.78)	7.47 (6.33)	7.61 (5.96)	7.79 (5.54)	9 (2.51)
C. Inflation: most recent year	8.58 (7.09)	9.17 (4.13)	6.88 (15.6)	8.8 (6.02)	8.8 (6.01)	9.27 (3.64)	9.03 (4.87)
D. Freedom to own foreign currency bank accounts	0	0	0	5	0	0	0
4. Freedom to Trade Internationally		5.87	5.47	7.18	6.69	6.75	6.60
A. Tariffs	7.8	6.93	4.8	7.06	7.25	7.09	7.26
(i) Revenue from trade taxes (% of trade sector)	7.8 (3.3)	5.27 (7.1)	6.03 (5.96)	6.61 (5.08)	6.61 (5.08)	6.61 (5.08)	6.61 (5.08)
(ii) Mean tariff rate		8.6 (7)	5.78 (21.1)	8.98 (5.1)	9.06 (4.7)	9.18 (4.1)	9.2 (4)
(iii) Standard deviation of tariff rates			2.6 (18.5)	5.57 (11.07)	6.09 (9.78)	5.49 (11.28)	5.97 (10.08)
B. Regulatory trade barriers				6.17	2.07	3.13	5.59
(i) Non-tariff trade barriers					0	0	4.92
(ii) Compliance cost of importing and exporting				6.17	4.14	6.25	6.25
C. Black-market exchange rates		8.6	10	10	10	10	10
D. Controls of the movement of capital and people	2.08	2.08	1.6	5.49	7.42	6.77	3.56
(i) Financial openness	4.16	4.16	1.66	6.89	7.49	3	3
(ii) Capital controls	0	0	1.54	7.69	7.69	7.69	7.69
(iii) Freedom of foreigners to visit				1.88	7.08	9.62	0
5. Regulation	5.78	5.90	7.78	7.94	6.37	6.43	7.12
A. Credit market regulations	6.37	6.87	8.14	8.7	8.44	8.47	8.19
(i) Ownership of banks	5	5	5	10	10	10	10
(ii) Private sector credit	7.75	8.73	9.42	7.1	5.31	5.41	4.57
(iii) Interest rate controls / negative real interest rates			10	9	10	10	10
B. Labor market regulations			8.82	8.69	5.61	5.8	7.48
(i) Hiring regulations and minimum wage			8.9	7.77	6.67	7.77	7.77
(ii) Hiring and firing regulations					0	0	4.92
(iii) Centralized collective bargaining					0	0	5.17
(iv) Hours regulations			10	10	10	10	10
(v) Mandated cost of worker dismissal			6.38	7.01	7.01	7.01	7.01
(vi) Conscription	10	10	10	10	10	10	10
C. Business regulations			6.37	6.42	5.07	5.03	5.68
(i) Administrative requirements					0	0	4.37
(ii) Bureaucracy costs				5.61	3.78	3.56	3.11
(iii) Starting a business			7.88	8.2	8.52	8.49	8.49
(iv) Impartial public administration	3.54	3.54	3.54	3.26	3.05	3.05	3.05
(v) Licensing restrictions				7.23	7.38	7.38	7.38
(vi) Cost of tax compliance			7.69	7.83	7.68	7.68	7.68

Paraguay

	1980	1990	2000	2010	2015	2019	2020
Summary Ratings (Rank)	Rating (Rank) 5.97 (33)	Rating (Rank) 5.59 (59)	Rating (Rank) 6.96 (49)	Rating (Rank) 7.03 (71)	Rating (Rank) 7.01 (78)	Rating (Rank) 7.11 (79)	Rating (Rank) 6.96 (78)
	Rating (Data)	Rating (Data)	Rating (Data)	Rating (Data)	Rating (Data)	Rating (Data)	Rating (Data)
1. Size of Government	8.80	9.00	8.37	8.85	8.26	8.13	7.99
A. Government consumption	9.6 (7.36)	9.57 (7.45)	7.04 (16.07)	7.97 (12.9)	7.16 (15.67)	7.21 (15.47)	6.89 (16.56)
B. Transfers and subsidies	9.59 (2)	9.65 (1.8)	9.26 (3.21)	9.26 (3.2)	8.85 (4.72)	9 (4.17)	8.59 (5.66)
C. Government investment	9.16 (17.94)	10 (13.08)	7.05 (25.32)	10 (14.27)	8.3 (20.95)	7.48 (23.82)	7.48 (23.82)
D. Top marginal tax rate		8	10	8.5	8.5	8.5	8.5
(i) Top marginal income tax rate		8 (30)	10 (0)	10 (10)	10 (10)	10 (10)	10 (10)
(ii) Top marginal income and payroll tax rate				7 (34)	7 (32)	7 (32)	7 (32)
E. State ownership of assets	6.86	7.79	8.5	8.5	8.48	8.48	8.48
2. Legal System and Property Rights	2.06	3.36	4.14	4.18	4.29	4.37	4.46
A. Judicial independence	3.53	4.33	4.16	4.3	4.53	4.28	4.32
B. Impartial courts	2.98	3.37	3.25	3.65	3.32	3.62	3.48
C. Protection of property rights		2.27	2.27	3.39	4.61	5.27	5.27
D. Military interference in rule of law and politics	1.67	3.19	3.33	2.5	2.5	2.5	2.5
E. Integrity of the legal system	2.23	2.74	4.59	4	3.82	3.85	4.65
F. Legal enforcement of contracts		4.19	4.09	4.59	4.07	4.07	4.07
G. Regulatory restrictions on sale of real property		8.44	8.44	8.51	8.51	8.54	8.54
H. Reliability of police			3.03	2.48	2.97	2.84	2.84
<i>Gender Legal Rights Adjustment</i>	0.59	0.65	1	1	1	1	1
3. Sound Money	7.88	6.27	8.86	8.53	9.16	9.50	9.49
A. Money growth	6.97 (15.17)	3.74 (31.28)	9.22 (3.89)	6.79 (16.07)	8.6 (6.99)	9.38 (3.1)	8.8 (6.02)
B. Standard deviation of inflation	7.91 (5.23)	8.58 (3.55)	8.02 (4.94)	8.27 (4.34)	8.68 (3.31)	9.16 (2.1)	9.5 (1.24)
C. Inflation: most recent year	6.66 (16.71)	2.74 (36.28)	8.2 (8.98)	9.07 (4.65)	9.37 (3.13)	9.45 (2.76)	9.65 (1.77)
D. Freedom to own foreign currency bank accounts	10	10	10	10	10	10	10
4. Freedom to Trade Internationally	5.12	4.88	7.64	7.22	7.16	7.20	6.67
A. Tariffs	3	6.51	7.63	7.86	7.96	7.97	7.99
(i) Revenue from trade taxes (% of trade sector)	6 (6)	7.8 (3.3)	7.76 (3.37)	8.93 (1.6)	9.06 (1.41)	9.05 (1.43)	9.12 (1.32)
(ii) Mean tariff rate	0 (71)	6.8 (16)	7.82 (10.9)	7.96 (10.2)	8.04 (9.8)	8.04 (9.8)	8.08 (9.6)
(iii) Standard deviation of tariff rates		4.92 (12.7)	7.32 (6.7)	6.7 (8.26)	6.79 (8.04)	6.82 (7.94)	6.77 (8.06)
B. Regulatory trade barriers			4.97	5.6	5.66	5.92	5.92
(i) Non-tariff trade barriers			2.43	5.87	5.72	5.88	5.88
(ii) Compliance cost of importing and exporting			7.5	5.34	5.6	5.96	5.96
C. Black-market exchange rates	8.6	4.8	10	10	10	10	10
D. Controls of the movement of capital and people	3.75	3.33	7.98	5.43	5.03	4.91	2.77
(i) Financial openness	2.51	1.66	7.49	5.69	4.49	4.48	4.48
(ii) Capital controls	5	5	8.46	4.62	3.85	3.08	3.85
(iii) Freedom of foreigners to visit				5.97	6.75	7.19	0
5. Regulation		4.45	5.77	6.39	6.17	6.36	6.21
A. Credit market regulations		5.97	8.82	8.33	8.12	8.41	7.97
(i) Ownership of banks			8	8	8	8	8
(ii) Private sector credit		9.95	9.47	10	8.35	8.22	6.9
(iii) Interest rate controls / negative real interest rates		2	9	7	8	9	9
B. Labor market regulations			3.14	4.65	4.25	4.53	4.53
(i) Hiring regulations and minimum wage			4.67	5.57	4.43	5.57	5.57
(ii) Hiring and firing regulations			4.72	3.94	3.9	3.28	3.28
(iii) Centralized collective bargaining			3.95	6.8	7.55	6.76	6.76
(iv) Hours regulations			4.7	8	6	6	6
(v) Mandated cost of worker dismissal			0.82	2.6	2.6	2.6	2.6
(vi) Conscription	1	0	0	1	1	3	3
C. Business regulations			5.34	6.18	6.16	6.13	6.13
(i) Administrative requirements			4.87	4.17	4.09	4.28	4.28
(ii) Bureaucracy costs			4.95	5.61	4.67	4.44	4.44
(iii) Starting a business			5.98	8.38	8.46	8.33	8.33
(iv) Impartial public administration	0.71	3.76	4.57	5.02	4.99	4.99	4.99
(v) Licensing restrictions				8.25	8.96	8.94	8.94
(vi) Cost of tax compliance			6.32	5.66	5.76	5.76	5.76

Peru

	1980	1990	2000	2010	2015	2019	2020
	Rating (Rank)	Rating (Rank)	Rating (Rank)	Rating (Rank)	Rating (Rank)	Rating (Rank)	Rating (Rank)
Summary Ratings (Rank)	3.45 (107)	4.17 (102)	7.47 (29)	7.81 (20)	7.75 (33)	7.78 (33)	7.50 (37)
	Rating (Data)	Rating (Data)	Rating (Data)	Rating (Data)	Rating (Data)	Rating (Data)	Rating (Data)
1. Size of Government	5.5	7.24	8.28	7.79	7.73	7.73	7.56
A. Government consumption	7.26 (15.33)	8.69 (10.46)	7.73 (13.72)	7.73 (13.71)	6.89 (16.56)	6.77 (16.98)	5.95 (19.77)
B. Transfers and subsidies	9.62 (1.9)	9.32 (3)	9.04 (4.02)	9.37 (2.82)	9.66 (1.75)	9.55 (2.15)	9.55 (2.15)
C. Government investment	4.73 (33.46)	8.62 (19.84)	8.25 (21.13)	7.19 (24.83)	7.57 (23.5)	7.78 (22.76)	7.78 (22.76)
D. Top marginal tax rate	2	3.5	7.5	6	5.5	5.5	5.5
(i) Top marginal income tax rate	2 (65)	4 (45)	10 (20)	8 (30)	8 (30)	8 (30)	8 (30)
(ii) Top marginal income and payroll tax rate		3 (48)	5 (41)	4 (48)	3 (48)	3 (48)	3 (48)
E. State ownership of assets	3.91	6.1	8.87	8.67	9.04	9.04	9.04
2. Legal System and Property Rights	3.22	4.48	4.13	5.44	5.42	5.31	5.35
A. Judicial independence	3.76	4.14	2.5	4.88	5.57	5.19	5.32
B. Impartial courts	5.22	4.29	3.72	4.11	4.03	4	3.8
C. Protection of property rights		4.83	3.33	4.78	5.01	4.24	4.24
D. Military interference in rule of law and politics	2.78	3.33	3.89	7.5	7.5	7.5	7.5
E. Integrity of the legal system	2.34	2.2	3.62	5.25	4.97	5.28	5.68
F. Legal enforcement of contracts	4.75	4.2	3.95	4.53	4.92	4.68	4.68
G. Regulatory restrictions on sale of real property		8.32	8.32	8.78	8.79	8.54	8.54
H. Reliability of police			3.71	3.69	2.6	3.02	3.02
<i>Gender Legal Rights Adjustment</i>	0.71	1	1	1	1	1	1
3. Sound Money	1.05	1.25	9.13	9.18	9.45	9.72	9.71
A. Money growth	1.11 (44.43)	0 (622.43)	8.39 (8.07)	8.07 (9.64)	9.04 (4.81)	9.72 (1.41)	9.72 (1.41)
B. Standard deviation of inflation	3.1 (17.26)	0 (2341.35)	8.87 (2.83)	8.97 (2.57)	9.46 (1.35)	9.58 (1.05)	9.52 (1.2)
C. Inflation: most recent year	0 (65.92)	0 (6134.79)	9.25 (3.76)	9.69 (1.53)	9.29 (3.56)	9.57 (2.14)	9.6 (2)
D. Freedom to own foreign currency bank accounts	0	5	10	10	10	10	10
4. Freedom to Trade Internationally	3.67	3.73	8.62	8.85	8.49	8.7	7.86
A. Tariffs	1.47	3.4	7.8	8.61	9.17	9.23	9.23
(i) Revenue from trade taxes (% of trade sector)	2.93 (10.6)	7.4 (3.9)	7.23 (4.16)	9.43 (0.86)	9.57 (0.65)	9.73 (0.4)	9.73 (0.4)
(ii) Mean tariff rate	0 (57)	2.8 (36)	7.32 (13.4)	8.92 (5.4)	9.52 (2.4)	9.52 (2.4)	9.52 (2.4)
(iii) Standard deviation of tariff rates		0 (25)	8.84 (2.9)	7.47 (6.32)	8.44 (3.91)	8.43 (3.94)	8.43 (3.94)
B. Regulatory trade barriers			7.46	7.45	5.65	6.08	6.08
(i) Non-tariff trade barriers			6.75	6.8	5.53	5.51	5.51
(ii) Compliance cost of importing and exporting			8.17	8.1	5.77	6.65	6.65
C. Black-market exchange rates	6.4	6.8	10	10	10	10	10
D. Controls of the movement of capital and people	3.16	1	9.23	9.36	9.14	9.49	6.15
(i) Financial openness	4.31	0	10	10	10	10	10
(ii) Capital controls	2	2	8.46	8.46	8.46	8.46	8.46
(iii) Freedom of foreigners to visit				9.62	8.96	10	0
5. Regulation	3.79	4.17	7.2	7.76	7.68	7.45	7.02
A. Credit market regulations	2.95	2.55	9.21	9.33	9.32	8.76	7.46
(i) Ownership of banks			10	10	10	8	8
(ii) Private sector credit	5.9	5.11	8.62	10	8.96	9.28	5.39
(iii) Interest rate controls / negative real interest rates	0	0	9	8	9	9	9
B. Labor market regulations			6.48	7.13	6.9	6.87	6.87
(i) Hiring regulations and minimum wage			3.08	3.9	3.9	3.9	3.9
(ii) Hiring and firing regulations		6.75	7.2	4.21	2.52	2.8	2.8
(iii) Centralized collective bargaining			7.93	7.62	7.97	7.51	7.51
(iv) Hours regulations			5.51	10	10	10	10
(v) Mandated cost of worker dismissal			5.18	7.04	7.04	7.04	7.04
(vi) Conscription	0	0	10	10	10	10	10
C. Business regulations			5.91	6.81	6.81	6.71	6.71
(i) Administrative requirements			6.75	2.72	2.02	2.55	2.55
(ii) Bureaucracy costs			7.5	8.18	8.22	6.44	6.44
(iii) Starting a business			6.48	9.04	9.06	9.07	9.07
(iv) Impartial public administration	4.59	4.95	3.57	6.66	6.41	6.41	6.41
(v) Licensing restrictions				7.71	8.08	8.68	8.68
(vi) Cost of tax compliance			5.25	6.54	7.09	7.09	7.09

Philippines

	1980	1990	2000	2010	2015	2019	2020
Summary Ratings (Rank)	Rating (Rank) 4.96 (66)	Rating (Rank) 6.14 (37)	Rating (Rank) 6.96 (49)	Rating (Rank) 7.12 (63)	Rating (Rank) 7.44 (51)	Rating (Rank) 7.34 (63)	Rating (Rank) 7.09 (66)
	Rating (Data)	Rating (Data)	Rating (Data)	Rating (Data)	Rating (Data)	Rating (Data)	Rating (Data)
1. Size of Government	6.53	7.99	7.59	8.46	8.57	8.16	7.92
A. Government consumption	8.13 (12.35)	8.11 (12.43)	7.26 (15.31)	8.25 (11.96)	7.96 (12.93)	7.49 (14.55)	6.79 (16.9)
B. Transfers and subsidies	9.84 (1.1)	9.89 (0.9)	9.21 (3.4)	9.23 (3.34)	9.19 (3.49)	9.07 (3.9)	9.07 (3.9)
C. Government investment	8.55 (20.06)	7.63 (23.31)	6.3 (27.96)	9.62 (16.32)	10 (12.33)	8.83 (19.1)	8.83 (19.1)
D. Top marginal tax rate	1	7	7	7	7	7.5	7
(i) Top marginal income tax rate	1 (70)	7 (35)	7 (32)	7 (32)	7 (32)	8 (35)	7 (35)
(ii) Top marginal income and payroll tax rate		7 (35)	7 (32)	7 (32)	7 (32)	7 (32)	7 (32)
E. State ownership of assets	5.11	7.33	8.2	8.2	8.73	7.93	7.93
2. Legal System and Property Rights	2.41	3.68	4.34	4.09	4.61	4.41	4.44
A. Judicial independence	2.89	4.86	5.29	4.98	5.5	4.88	4.88
B. Impartial courts	3.42	4.71	4.71	3.89	4.15	4.1	3.82
C. Protection of property rights		3.96	3.22	4.35	5.2	5.82	5.82
D. Military interference in rule of law and politics	2.78	1.67	6.67	5	5	4.17	4.17
E. Integrity of the legal system	2.24	3.47	5.15	4.91	4.89	4.28	4.78
F. Legal enforcement of contracts	5.75	3.75	3.75	3.71	3.68	4.18	4.18
G. Regulatory restrictions on sale of real property		7.8	7.8	7.69	7.93	7.93	7.93
H. Reliability of police			4.13	3.8	4.08	3.34	3.34
<i>Gender Legal Rights Adjustment</i>	0.41	0.71	0.71	0.71	0.82	0.82	0.82
3. Sound Money	5.93	5.74	9.22	9.44	9.44	9.56	9.58
A. Money growth	7.73 (11.36)	6.86 (15.68)	8.37 (8.14)	9.34 (3.28)	8.75 (6.25)	9.39 (3.06)	9.28 (3.61)
B. Standard deviation of inflation	8.83 (2.92)	8.69 (3.27)	9.32 (1.71)	9.19 (2.03)	9.29 (1.77)	9.34 (1.65)	9.55 (1.12)
C. Inflation: most recent year	7.15 (14.25)	7.41 (12.97)	9.21 (3.95)	9.24 (3.81)	9.71 (1.43)	9.5 (2.48)	9.47 (2.64)
D. Freedom to own foreign currency bank accounts	0	0	10	10	10	10	10
4. Freedom to Trade Internationally	5.05	5.37	6.57	6.33	7.05	7.07	6.21
A. Tariffs	3.93	5.69	7.86	7.75	7.7	7.66	7.56
(i) Revenue from trade taxes (% of trade sector)	5.47 (6.8)	5.6 (6.6)	8.26 (2.61)	7.31 (4.03)	7.07 (4.4)	6.87 (4.69)	6.57 (5.15)
(ii) Mean tariff rate	2.4 (38)	5.14 (24.3)	8.48 (7.6)	8.74 (6.3)	8.74 (6.3)	8.78 (6.1)	8.78 (6.1)
(iii) Standard deviation of tariff rates		6.32 (9.2)	6.84 (7.9)	7.2 (6.99)	7.3 (6.74)	7.34 (6.65)	7.34 (6.65)
B. Regulatory trade barriers			5.81	6.69	5.41	5.54	5.54
(i) Non-tariff trade barriers			3.95	5.36	5.8	5.99	5.99
(ii) Compliance cost of importing and exporting			7.67	8.03	5.02	5.09	5.09
C. Black-market exchange rates	9.4	8.6	10	10	10	10	10
D. Controls of the movement of capital and people	1.83	1.83	2.63	0.88	5.09	5.08	1.75
(i) Financial openness	1.66	1.66	4.49	1.66	4.49	4.48	4.48
(ii) Capital controls	2	2	0.77	0.77	0.77	0.77	0.77
(iii) Freedom of foreigners to visit				0.22	10	10	0
5. Regulation	4.88	7.9	7.06	7.29	7.55	7.48	7.31
A. Credit market regulations	6.6	8.16	9.03	9.14	9.33	9.15	8.57
(i) Ownership of banks	5	8	8	8	8	8	8
(ii) Private sector credit	6.79	8.47	9.1	9.43	10	9.44	7.71
(iii) Interest rate controls / negative real interest rates	8	8	10	10	10	10	10
B. Labor market regulations		7.65	5.31	6.11	6.78	7.05	7.05
(i) Hiring regulations and minimum wage			4.38	4.43	7.77	7.77	7.77
(ii) Hiring and firing regulations		5.7	3.3	3.81	4.47	5.03	5.03
(iii) Centralized collective bargaining		7.24	6.92	5.89	5.95	6.99	6.99
(iv) Hours regulations			5.68	10	10	10	10
(v) Mandated cost of worker dismissal			1.56	2.52	2.52	2.52	2.52
(vi) Conscription	3	10	10	10	10	10	10
C. Business regulations			6.84	6.61	6.54	6.24	6.32
(i) Administrative requirements			7.2	2.62	2.87	3.32	3.32
(ii) Bureaucracy costs			6.68	5.76	4.89	4.89	5.33
(iii) Starting a business			7.8	8.66	8.93	8.7	8.7
(iv) Impartial public administration	1.12	4.73	4.7	5.46	5.3	3.51	3.51
(v) Licensing restrictions				9.33	9.32	8.96	8.96
(vi) Cost of tax compliance			7.81	7.81	7.92	8.08	8.08

Poland

	1980	1990	2000	2010	2015	2019	2020
	Rating (Rank)	Rating (Rank)	Rating (Rank)	Rating (Rank)	Rating (Rank)	Rating (Rank)	Rating (Rank)
Summary Ratings (Rank)	5.46 (46)	4.05 (105)	6.3 (79)	6.91 (81)	7.29 (61)	7.22 (71)	6.93 (80)
	Rating (Data)	Rating (Data)	Rating (Data)	Rating (Data)	Rating (Data)	Rating (Data)	Rating (Data)
1. Size of Government	6.03	4.16	5.35	5.35	5.72	6.12	5.56
A. Government consumption	8.21 (12.09)	3.33 (28.69)	5 (23)	4.84 (23.53)	4.84 (23.53)	4.75 (23.86)	4.33 (25.27)
B. Transfers and subsidies		2.67 (27.4)	4.5 (20.69)	5.05 (18.67)	5.61 (16.61)	5.25 (17.93)	4.01 (22.47)
C. Government investment			6.1 (28.64)	3.72 (36.97)	5.18 (31.87)	7.69 (23.1)	6.57 (27.02)
D. Top marginal tax rate			3.5	5.5	5.5	6	6
(i) Top marginal income tax rate			5 (40)	7 (32)	7 (32)	7 (36)	7 (36)
(ii) Top marginal income and payroll tax rate			2 (52.7)	4 (44)	4 (44)	5 (47)	5 (47)
E. State ownership of assets	3.85	6.49	7.64	7.64	7.47	6.9	6.9
2. Legal System and Property Rights	4.83	5.77	5.97	6.36	6.42	6.13	6.17
A. Judicial independence	5.04	7.06	6.95	7.1	6.45	4.84	4.78
B. Impartial courts	7.87	7.16	7.24	6.51	6.63	6.16	6.07
C. Protection of property rights		3.58	4.63	5.9	5.39	5.14	5.14
D. Military interference in rule of law and politics	1.67	8.19	10	10	10	10	10
E. Integrity of the legal system	6.06	6.7	6.81	7.29	7.13	5.82	6.29
F. Legal enforcement of contracts	5	4.64	4.64	4.64	4.56	4.56	4.56
G. Regulatory restrictions on sale of real property		5.62	5.62	7	9.28	7.35	7.35
H. Reliability of police			4.89	5.61	5.15	5.15	5.15
<i>Gender Legal Rights Adjustment</i>	0.88	0.88	0.88	0.88	0.88	1	1
3. Sound Money	7.42	3.33	7.14	8.17	8.45	8.37	8.18
A. Money growth			7.56 (12.19)	8.72 (6.4)	9.53 (2.35)	9.39 (3.04)	8.99 (5.04)
B. Standard deviation of inflation	9.21 (1.97)	0 (167.57)	8 (5)	9.51 (1.21)	9.47 (1.31)	9.55 (1.12)	9.41 (1.49)
C. Inflation: most recent year	8.04 (9.8)	0 (435.66)	7.99 (10.06)	9.46 (2.71)	9.8 (-0.99)	9.55 (2.23)	9.33 (3.37)
D. Freedom to own foreign currency bank accounts	5	10	5	5	5	5	5
4. Freedom to Trade Internationally		4.97	6.48	7.34	8.00	8.02	7.67
A. Tariffs		6.7	7.76	8.34	8.36	8.2	8.03
(i) Revenue from trade taxes (% of trade sector)		6 (6)	9.2 (1.2)	9.63 (0.55)	9.1 (1.35)	9.13 (1.3)	8.6 (2.1)
(ii) Mean tariff rate		7.66 (11.7)	8 (10)	8.98 (5.1)	8.98 (5.1)	8.98 (5.1)	8.98 (5.1)
(iii) Standard deviation of tariff rates		6.44 (8.9)	6.08 (9.8)	6.41 (8.98)	7 (7.5)	6.49 (8.77)	6.51 (8.72)
B. Regulatory trade barriers			6.95	6.85	7.95	7.86	7.86
(i) Non-tariff trade barriers			6.23	5.96	5.93	5.74	5.74
(ii) Compliance cost of importing and exporting			7.67	7.74	9.96	9.98	9.98
C. Black-market exchange rates	0	8.2	10	10	10	10	10
D. Controls of the movement of capital and people	0	0	1.21	4.15	5.68	6.02	4.77
(i) Financial openness		0	1.66	4.49	6.99	7	7
(ii) Capital controls	0	0	0.77	1.54	2.31	2.31	2.31
(iii) Freedom of foreigners to visit				6.42	7.74	8.74	5
5. Regulation	3.58	2.03	6.55	7.35	7.85	7.44	7.07
A. Credit market regulations	0.24	0.44	7.61	7.95	8.84	8.21	7.17
(i) Ownership of banks	0	0	5	8	8	5	5
(ii) Private sector credit	0.48	1.31	7.84	5.85	8.53	9.63	6.52
(iii) Interest rate controls / negative real interest rates		0	10	10	10	10	10
B. Labor market regulations		3.62	4.96	7.42	7.73	7.1	7.1
(i) Hiring regulations and minimum wage			3.39	5.57	8.9	5.57	5.57
(ii) Hiring and firing regulations		5.67	2.72	3.78	4.24	3.86	3.86
(iii) Centralized collective bargaining	4.49	5.18	7.03	7.19	7.47	7.43	7.43
(iv) Hours regulations			4.84	8	8	8	8
(v) Mandated cost of worker dismissal			8.79	10	7.76	7.76	7.76
(vi) Conscription	0	0	3	10	10	10	10
C. Business regulations			7.08	6.69	6.97	7.01	6.93
(i) Administrative requirements			7.4	2.68	2.84	3.14	3.14
(ii) Bureaucracy costs			7.13	7.73	7.33	8.89	8.44
(iii) Starting a business			8.01	8.75	8.65	8.66	8.66
(iv) Impartial public administration	6.07	7.42	7.55	8.39	7.61	6.41	6.41
(v) Licensing restrictions				5.91	8.42	8.68	8.68
(vi) Cost of tax compliance			5.31	6.68	6.96	6.26	6.26

Portugal

	1980	1990	2000	2010	2015	2019	2020
Summary Ratings (Rank)	Rating (Rank) 5.73 (35)	Rating (Rank) 6.26 (36)	Rating (Rank) 7.7 (25)	Rating (Rank) 7.28 (53)	Rating (Rank) 7.69 (38)	Rating (Rank) 7.77 (35)	Rating (Rank) 7.43 (42)
	Rating (Data)	Rating (Data)	Rating (Data)	Rating (Data)	Rating (Data)	Rating (Data)	Rating (Data)
1. Size of Government	5.74	6.49	6.24	5.29	6.1	6.28	6.02
A. Government consumption	6.83 (16.76)	5.95 (19.76)	4.18 (25.8)	4.52 (24.62)	5.41 (21.59)	5.62 (20.9)	5.01 (22.97)
B. Transfers and subsidies	5.69 (16.3)	5.91 (15.5)	5.88 (15.64)	3.89 (22.91)	4.39 (21.08)	5.01 (18.81)	4.15 (21.98)
C. Government investment	9.68 (16.11)	10 (14.73)	9.58 (16.45)	6.95 (25.66)	10 (14.53)	10 (10.34)	10 (11.66)
D. Top marginal tax rate	0	3	4	3.5	2.5	2.5	2.5
(i) Top marginal income tax rate	0 (84)	5 (40)	6 (40)	5 (47)	4 (55)	4 (53)	4 (53)
(ii) Top marginal income and payroll tax rate		1 (57)	2 (57)	2 (62)	1 (68)	1 (66)	1 (66)
E. State ownership of assets	6.5	7.58	7.58	7.59	8.21	8.28	8.44
2. Legal System and Property Rights	6.07	6.56	7.10	7.16	7.18	7.21	7.18
A. Judicial independence	7.38	8.25	7.85	7.05	7.39	7.34	7.1
B. Impartial courts	8.11	7.6	7.39	6.15	6.21	6.29	6.22
C. Protection of property rights		5.1	6.48	6.31	5.81	6.54	6.54
D. Military interference in rule of law and politics	4.31	7.5	10	10	10	10	10
E. Integrity of the legal system	7.71	7.71	7.71	7.74	7.83	7.89	7.99
F. Legal enforcement of contracts	4.75	5.13	5.63	5.78	4.75	4.23	4.23
G. Regulatory restrictions on sale of real property		6	6	7.58	7.58	7.41	7.41
H. Reliability of police			7.42	6.7	7.85	7.97	7.97
<i>Gender Legal Rights Adjustment</i>	0.88	0.94	0.94	1	1	1	1
3. Sound Money	6.07	6.4	9.63	9.54	9.66	9.44	9.23
A. Money growth	9.79 (1.07)	9.6 (1.98)	9.24 (3.81)	8.94 (5.32)	9.17 (4.17)	7.9 (10.48)	7.01 (14.95)
B. Standard deviation of inflation	8.66 (3.34)	8.54 (3.66)	9.85 (0.39)	9.51 (1.23)	9.59 (1.03)	9.92 (0.2)	9.92 (0.2)
C. Inflation: most recent year	5.82 (20.9)	7.45 (12.77)	9.43 (2.85)	9.72 (1.39)	9.9 (0.49)	9.93 (0.34)	10 (-0.01)
D. Freedom to own foreign currency bank accounts	0	0	10	10	10	10	10
4. Freedom to Trade Internationally	6.68	7.41	9.06	8.41	8.62	8.79	8.44
A. Tariffs	8.6	8.26	9.18	8.34	8.36	8.2	8.03
(i) Revenue from trade taxes (% of trade sector)	8.6 (2.1)	9.13 (1.3)	9.78 (0.33)	9.63 (0.55)	9.1 (1.35)	9.13 (1.3)	8.6 (2.1)
(ii) Mean tariff rate		8.52 (7.4)	9.52 (2.4)	8.98 (5.1)	8.98 (5.1)	8.98 (5.1)	8.98 (5.1)
(iii) Standard deviation of tariff rates		7.12 (7.2)	8.24 (4.4)	6.41 (8.98)	7 (7.5)	6.49 (8.77)	6.51 (8.72)
B. Regulatory trade barriers			8.62	7.78	8.67	8.66	8.66
(i) Non-tariff trade barriers			7.73	7.67	7.39	7.34	7.34
(ii) Compliance cost of importing and exporting			9.5	7.89	9.96	9.98	9.98
C. Black-market exchange rates	9.6	9.4	10	10	10	10	10
D. Controls of the movement of capital and people	1.83	4.58	8.46	7.52	7.45	8.3	7.05
(i) Financial openness	1.66	4.16	10	10	10	10	10
(ii) Capital controls	2	5	6.92	6.15	4.62	6.15	6.15
(iii) Freedom of foreigners to visit				6.42	7.74	8.74	5
5. Regulation	4.10	4.45	6.45	6.02	6.87	7.13	6.28
A. Credit market regulations	4.42	5.76	7.88	6.19	7.06	8	5.9
(i) Ownership of banks	0	2	5	8	5	5	5
(ii) Private sector credit	9.27	7.29	8.64	1.58	7.19	10	6.7
(iii) Interest rate controls / negative real interest rates	4	8	10	9	9	9	6
B. Labor market regulations	3.78	3.13	3.91	4.76	5.87	5.81	5.81
(i) Hiring regulations and minimum wage			4.05	2.23	2.23	2.23	2.23
(ii) Hiring and firing regulations		3.4	2.83	2.3	3.5	3.51	3.51
(iii) Centralized collective bargaining	5.18	5.18	4.88	5.53	6.47	6.05	6.05
(iv) Hours regulations	6.16	3.96	5.51	6	6	6	6
(v) Mandated cost of worker dismissal			1.19	2.52	7.04	7.04	7.04
(vi) Conscription	0	0	5	10	10	10	10
C. Business regulations			7.57	7.09	7.66	7.57	7.12
(i) Administrative requirements			7.58	2.48	3.06	3.48	3.48
(ii) Bureaucracy costs			7.2	8.48	8.89	8.67	7.11
(iii) Starting a business			7.23	9.82	9.83	9.77	9.77
(iv) Impartial public administration	9.5	9.5	9.5	8.18	7.84	7.94	6.78
(v) Licensing restrictions				6.67	9.07	8.31	8.31
(vi) Cost of tax compliance			6.32	6.92	7.28	7.28	7.28

Qatar

	1980	1990	2000	2010	2015	2019	2020
	Rating (Rank)	Rating (Rank)	Rating (Rank)	Rating (Rank)	Rating (Rank)	Rating (Rank)	Rating (Rank)
Summary Ratings (Rank)				7.18 (60)	7.11 (74)	7.11 (79)	6.99 (76)
	Rating (Data)	Rating (Data)	Rating (Data)	Rating (Data)	Rating (Data)	Rating (Data)	Rating (Data)
1. Size of Government				5.95	5.94	5.94	5.94
A. Government consumption				0 (46.4)	0 (47.36)	0 (43.02)	0 (45.81)
B. Transfers and subsidies				9.19 (3.49)	9.61 (1.92)	9.61 (1.92)	9.61 (1.92)
C. Government investment							
D. Top marginal tax rate				10	10	10	10
(i) Top marginal income tax rate				10 (0)	10 (0)	10 (0)	10 (0)
(ii) Top marginal income and payroll tax rate					10 (0)	10 (0)	10 (14)
E. State ownership of assets	3.84	3.84	4.61	4.61	4.14	4.14	4.14
2. Legal System and Property Rights	4.24	4.34	4.62	5.35	5.5	5.37	5.43
A. Judicial independence	5.28	5.39	5	6.47	6.12	5.91	5.95
B. Impartial courts	5.92	6.19	5.52	6.83	7.04	7.05	7.1
C. Protection of property rights			5.29	6.32	7.94	7.41	7.41
D. Military interference in rule of law and politics	6.67	6.67	6.67	6.67	6.67	6.67	6.67
E. Integrity of the legal system	4.29	4.43	7.07	6.38	6.49	6.45	7
F. Legal enforcement of contracts			4.85	4.86	4.86	4.86	4.86
G. Regulatory restrictions on sale of real property			8.67	9.66	9.66	9.88	9.88
H. Reliability of police			5.27	8.79	8.79	7.92	7.92
<i>Gender Legal Rights Adjustment</i>	0.53	0.53	0.53	0.53	0.53	0.53	0.53
3. Sound Money				8.15	8.51	8.42	8.60
A. Money growth			0 (135.38)	9.7 (-1.49)	9.91 (0.44)	9.56 (-2.22)	9.67 (1.66)
B. Standard deviation of inflation				3.36 (16.59)	4.52 (13.7)	4.26 (14.34)	5.25 (11.87)
C. Inflation: most recent year				9.51 (-2.43)	9.62 (1.88)	9.87 (-0.67)	9.49 (-2.54)
D. Freedom to own foreign currency bank accounts				10	10	10	10
4. Freedom to Trade Internationally				8.03	7.91	8.36	7.57
A. Tariffs				8.33	8.53	8.2	8.35
(i) Revenue from trade taxes (% of trade sector)				9.31 (1.03)	9.31 (1.03)	9.31 (1.03)	9.31 (1.03)
(ii) Mean tariff rate				9 (5)	9.06 (4.7)	9.04 (4.8)	8.98 (5.1)
(iii) Standard deviation of tariff rates				6.68 (8.3)	7.22 (6.96)	6.24 (9.41)	6.76 (8.11)
B. Regulatory trade barriers				7.76	6.85	7.05	7.05
(i) Non-tariff trade barriers				8.36	6.95	6.63	6.63
(ii) Compliance cost of importing and exporting				7.16	6.76	7.47	7.47
C. Black-market exchange rates				10	10	10	10
D. Controls of the movement of capital and people	10	10	10	6.01	6.24	8.21	4.87
(i) Financial openness	10	10	10	10	10	10	10
(ii) Capital controls				4.62	4.62	4.62	4.62
(iii) Freedom of foreigners to visit				3.43	4.09	10	0
5. Regulation				8.45	7.67	7.47	7.43
A. Credit market regulations				9.5	8.33	8.33	8.33
(i) Ownership of banks					5	5	5
(ii) Private sector credit				10	10	10	10
(iii) Interest rate controls / negative real interest rates				9	10	10	10
B. Labor market regulations				7.75	6.51	6.03	6.03
(i) Hiring regulations and minimum wage				10	10	10	10
(ii) Hiring and firing regulations				5.44	6.89	6.96	6.96
(iii) Centralized collective bargaining				8.27	8.35	7.4	7.4
(iv) Hours regulations				8	4	4	4
(v) Mandated cost of worker dismissal				4.82	4.82	4.82	4.82
(vi) Conscription				10	5	3	3
C. Business regulations				8.11	8.17	8.03	7.94
(i) Administrative requirements				6.48	6.75	6.61	6.61
(ii) Bureaucracy costs				7.58	7.56	6.67	6.67
(iii) Starting a business				9.32	9.65	9.65	9.65
(iv) Impartial public administration	4.71	4.71	5.22	5.9	5.58	6.24	5.68
(v) Licensing restrictions				9.78	9.97	9.49	9.49
(vi) Cost of tax compliance				9.6	9.54	9.54	9.54

Romania

	1980	1990	2000	2010	2015	2019	2020
	Rating (Rank)	Rating (Rank)	Rating (Rank)	Rating (Rank)	Rating (Rank)	Rating (Rank)	Rating (Rank)
Summary Ratings (Rank)	4.81 (71)	4.5 (94)	5.3 (111)	7.49 (42)	7.92 (21)	7.87 (28)	7.74 (19)
	Rating (Data)	Rating (Data)	Rating (Data)	Rating (Data)	Rating (Data)	Rating (Data)	Rating (Data)
1. Size of Government	5.35	4.11	6.66	6.76	7.21	7.22	6.97
A. Government consumption	9.41 (8.01)	6.82 (16.82)	8.73 (10.33)	5.87 (20.03)	6.47 (18.01)	5.31 (21.96)	4.83 (23.58)
B. Transfers and subsidies	6.29 (14.1)	5.07 (18.6)	6.09 (14.84)	5.96 (15.33)	7.03 (11.42)	6.49 (13.37)	5.71 (16.24)
C. Government investment		0 (63.6)	9.05 (18.33)	8.02 (21.92)	8.35 (20.79)	10 (14.52)	10 (14.52)
D. Top marginal tax rate			2.5	6.5	7	7	7
(i) Top marginal income tax rate			5 (40)	10 (16)	10 (16)	10 (10)	10 (10)
(ii) Top marginal income and payroll tax rate			0 (68)	3 (48)	4 (44)	4 (45)	4 (45)
E. State ownership of assets	0.34	4.56	6.92	7.47	7.23	7.3	7.3
2. Legal System and Property Rights	4.83	5.17	5.23	5.95	6.32	6.41	6.64
A. Judicial independence	3.2	4.58	4.56	5.38	6.26	5.59	6.38
B. Impartial courts	6.65	4.39	3.79	4.91	5.53	5.07	5.15
C. Protection of property rights		4.1	4.1	4.89	4.92	6.07	6.07
D. Military interference in rule of law and politics	6.67	6.67	8.33	8.33	8.33	8.33	8.33
E. Integrity of the legal system	3.39	4.69	5.78	6.36	6.22	5.32	6.28
F. Legal enforcement of contracts		5.21	4.48	4.05	4.85	5.04	5.04
G. Regulatory restrictions on sale of real property		7.63	7.63	9.11	9.14	9.3	9.3
H. Reliability of police			4.44	4.54	5.32	6.59	6.59
<i>Gender Legal Rights Adjustment</i>	0.94	0.94	0.94	1	1	1	1
3. Sound Money	6.22	7.06	1.99	8.99	9.54	9.37	9.35
A. Money growth		8.12 (9.39)	7.1 (14.49)	8.2 (8.98)	9.26 (3.68)	9.03 (4.85)	8.68 (6.59)
B. Standard deviation of inflation	8.78 (3.05)	7.87 (5.32)	0 (44.43)	8.98 (2.56)	9.01 (2.48)	9.21 (1.98)	9.26 (1.85)
C. Inflation: most recent year	9.88 (0.59)	7.26 (13.72)	0.87 (45.67)	8.78 (6.09)	9.88 (-0.59)	9.23 (3.83)	9.47 (2.63)
D. Freedom to own foreign currency bank accounts	0	5	0	10	10	10	10
4. Freedom to Trade Internationally		3.24	6.19	8.36	8.80	8.85	8.49
A. Tariffs		9.73	6.76	8.34	8.36	8.2	8.03
(i) Revenue from trade taxes (% of trade sector)		9.73 (0.4)	8.95 (1.58)	9.63 (0.55)	9.1 (1.35)	9.13 (1.3)	8.6 (2.1)
(ii) Mean tariff rate			6.96 (15.2)	8.98 (5.1)	8.98 (5.1)	8.98 (5.1)	8.98 (5.1)
(iii) Standard deviation of tariff rates			4.36 (14.1)	6.41 (8.98)	7 (7.5)	6.49 (8.77)	6.51 (8.72)
B. Regulatory trade barriers			6.41	7.06	8.09	8.11	8.11
(i) Non-tariff trade barriers			5.48	5.78	6.21	6.26	6.26
(ii) Compliance cost of importing and exporting			7.33	8.35	9.96	9.97	9.97
C. Black-market exchange rates	0	0	10	10	10	10	10
D. Controls of the movement of capital and people	0	0	1.6	8.04	8.74	9.07	7.82
(i) Financial openness	0	0	1.66	10	10	10	10
(ii) Capital controls	0	0	1.54	7.69	8.46	8.46	8.46
(iii) Freedom of foreigners to visit				6.42	7.74	8.74	5
5. Regulation	2.83	2.89	6.43	7.41	7.71	7.52	7.22
A. Credit market regulations	0	0	5.34	9	9.13	8.5	7.68
(i) Ownership of banks	0	0	0	10	8	8	8
(ii) Private sector credit	0	0	6.02	7.01	9.4	7.51	5.05
(iii) Interest rate controls / negative real interest rates		0	10	10	10	10	10
B. Labor market regulations			6.76	6.87	7.27	7.41	7.41
(i) Hiring regulations and minimum wage			4.66	3.33	3.9	3.9	3.9
(ii) Hiring and firing regulations			8.8	4.29	4.35	5.62	5.62
(iii) Centralized collective bargaining			8.67	6.37	7.39	6.93	6.93
(iv) Hours regulations			6	8	8	8	8
(v) Mandated cost of worker dismissal			9.44	9.25	10	10	10
(vi) Conscription	1	0	3	10	10	10	10
C. Business regulations			7.18	6.34	6.72	6.65	6.56
(i) Administrative requirements			6.63	3.08	2.8	3.33	3.33
(ii) Bureaucracy costs			7.5	6.82	6	6.67	5.78
(iii) Starting a business			9.02	9.52	9.59	9.36	9.36
(iv) Impartial public administration	1.86	4.15	4.87	5.01	5.61	5.68	6.08
(v) Licensing restrictions				6.11	8.13	6.67	6.67
(vi) Cost of tax compliance			7.87	7.51	8.2	8.17	8.17

Russian Federation

	1980	1990	2000	2010	2015	2019	2020
	Rating (Rank)	Rating (Rank)	Rating (Rank)	Rating (Rank)	Rating (Rank)	Rating (Rank)	Rating (Rank)
Summary Ratings (Rank)	3.32 (108)	3.08 (114)	5.08 (113)	6.4 (108)	6.59 (103)	6.83 (91)	6.62 (94)
	Rating (Data)	Rating (Data)	Rating (Data)	Rating (Data)	Rating (Data)	Rating (Data)	Rating (Data)
1. Size of Government	1.28	1.52	6.50	6.54	6.33	6.06	5.70
A. Government consumption	3.03 (29.7)	2.99 (29.84)	5.01 (22.96)	4.03 (26.3)	4.32 (25.31)	3.99 (26.42)	3.09 (29.51)
B. Transfers and subsidies	1.96 (30)	1.96 (30)	6.56 (13.11)	5.07 (18.61)	5.23 (18.01)	6.21 (14.4)	5.3 (17.75)
C. Government investment			10 (10.34)	10 (8.26)	10 (7.75)	8.02 (21.93)	8.02 (21.93)
D. Top marginal tax rate	0	0	5.5	8.5	7.5	7.5	7.5
(i) Top marginal income tax rate	0 (100)	0 (80)	8 (30)	10 (13)	10 (13)	10 (13)	10 (13)
(ii) Top marginal income and payroll tax rate			3 (50)	7 (35)	5 (40)	5 (37)	5 (37)
E. State ownership of assets	0.13	1.12	5.43	5.11	4.58	4.58	4.62
2. Legal System and Property Rights	4.54	4.57	4.78	4.95	5.01	5.14	5.13
A. Judicial independence	3.63	3.65	4.15	3.88	4.32	4.16	4.18
B. Impartial courts	8.25	5.21	4.56	3.97	4.27	4.34	4.08
C. Protection of property rights		1.56	3.11	3.99	4.14	4.47	4.47
D. Military interference in rule of law and politics		5	6.11	7.5	6.67	6.67	6.67
E. Integrity of the legal system	3.03	4	4.51	5.25	4.3	4.27	4.39
F. Legal enforcement of contracts	5	6.52	5.77	5.64	5.09	5.09	5.09
G. Regulatory restrictions on sale of real property		9.14	9.14	9.12	9.65	9.7	9.7
H. Reliability of police			3.28	2.72	4.16	5.03	5.03
<i>Gender Legal Rights Adjustment</i>	0.82	0.82	0.88	0.88	0.88	0.88	0.88
3. Sound Money	4.64	5.25	3.11	8.24	8.26	9.31	9.09
A. Money growth			0 (137.38)	6.86 (15.68)	7.8 (11)	9.28 (3.6)	8.44 (7.81)
B. Standard deviation of inflation	9.28 (1.8)	8.92 (2.7)	1.61 (20.98)	7.47 (6.33)	8.36 (4.1)	8.86 (2.84)	8.61 (3.47)
C. Inflation: most recent year		6.82 (15.9)	5.84 (20.78)	8.63 (6.86)	6.89 (15.53)	9.11 (4.47)	9.32 (3.38)
D. Freedom to own foreign currency bank accounts	0	0	5	10	10	10	10
4. Freedom to Trade Internationally			5.97	5.9	6.87	6.82	6.53
A. Tariffs			7	4.91	6.48	7.16	7.7
(i) Revenue from trade taxes (% of trade sector)			6.92 (4.62)	0.95 (13.57)	4.49 (8.26)	6.06 (5.91)	7.47 (3.8)
(ii) Mean tariff rate			7.48 (12.6)	8.1 (9.5)	8.44 (7.8)	8.66 (6.7)	8.68 (6.6)
(iii) Standard deviation of tariff rates			6.6 (8.5)	5.67 (10.83)	6.51 (8.74)	6.76 (8.11)	6.96 (7.59)
B. Regulatory trade barriers			5.64	4.51	5.29	6.06	6.06
(i) Non-tariff trade barriers			3.78	4.12	4.81	5.19	5.19
(ii) Compliance cost of importing and exporting			7.5	4.9	5.76	6.93	6.93
C. Black-market exchange rates	0	0	10	10	10	10	10
D. Controls of the movement of capital and people	0	0	1.25	4.18	5.7	4.05	2.36
(i) Financial openness			2.51	5.37	7.17	4.77	4.77
(ii) Capital controls	0	0	0	5.83	6.15	2.31	2.31
(iii) Freedom of foreigners to visit				1.33	3.76	5.09	0
5. Regulation	2.81	1.00	5.02	6.38	6.46	6.83	6.65
A. Credit market regulations	0	0.17	4.29	7.77	7.83	8.33	7.84
(i) Ownership of banks	0	0	2	5	5	5	5
(ii) Private sector credit		0.5	5.88	9.31	8.5	10	8.52
(iii) Interest rate controls / negative real interest rates	0	0	5	9	10	10	10
B. Labor market regulations		1.84	5.15	5.94	5.69	5.9	5.9
(i) Hiring regulations and minimum wage			2.58	5	3.9	5	5
(ii) Hiring and firing regulations		1.03	6.08	4.55	5.11	5.11	5.11
(iii) Centralized collective bargaining		4.49	8.3	6.57	7.65	7.82	7.82
(iv) Hours regulations			5.51	8	6	6	6
(v) Mandated cost of worker dismissal			8.42	8.5	8.5	8.5	8.5
(vi) Conscription	0	0	0	3	3	3	3
C. Business regulations			5.62	5.43	5.86	6.25	6.21
(i) Administrative requirements			6.22	2.36	3.35	3.7	3.7
(ii) Bureaucracy costs			5.00	6.06	4.00	4.22	4.00
(iii) Starting a business			8.61	9.01	9.68	9.67	9.67
(iv) Impartial public administration	2.71	2.88	3.27	3.73	3.01	3.46	3.46
(v) Licensing restrictions				4.67	7.01	8.23	8.23
(vi) Cost of tax compliance			4.98	6.75	8.12	8.22	8.22

Rwanda

	1980	1990	2000	2010	2015	2019	2020
Summary Ratings (Rank)	Rating (Rank) 4.46 (87)	Rating (Rank) 4.49 (95)	Rating (Rank) 6.04 (85)	Rating (Rank) 7.04 (70)	Rating (Rank) 7.16 (69)	Rating (Rank) 7.25 (69)	Rating (Rank) 6.9 (81)
	Rating (Data)	Rating (Data)	Rating (Data)	Rating (Data)	Rating (Data)	Rating (Data)	Rating (Data)
1. Size of Government	5.53	6.30	5.51	5.17	5.42	5.08	5.07
A. Government consumption	7.93 (13.04)	8.59 (10.81)	8.63 (10.66)	7.21 (15.5)	7.35 (15)	6.66 (17.34)	6.59 (17.59)
B. Transfers and subsidies	9.92 (0.8)	9.18 (3.5)	9.54 (2.2)	8.59 (5.69)	9.46 (2.48)	9.06 (3.96)	9.06 (3.96)
C. Government investment	0 (76.12)	2.73 (40.46)	0 (65.35)	0.93 (46.74)	0.37 (48.7)	0.57 (48)	0.57 (48)
D. Top marginal tax rate					6.5	6.5	6.5
(i) Top marginal income tax rate					8 (30)	8 (30)	8 (30)
(ii) Top marginal income and payroll tax rate					5 (37)	5 (37)	5 (36)
E. State ownership of assets	4.28	4.71	3.88	3.94	3.43	2.63	2.63
2. Legal System and Property Rights	4.26	3.07	4.52	5.92	6.03	6.19	6.22
A. Judicial independence	5.31	5.14	4.44	4.52	4.75	4.55	4.53
B. Impartial courts	5.41	4.4	4.41	4.96	6.37	6.28	6.12
C. Protection of property rights			5.58	5.9	6.41	5.79	5.79
D. Military interference in rule of law and politics			8.33	8.3			
E. Integrity of the legal system	5.38	5.5	6.59	6.58	4.75	4.4	4.74
F. Legal enforcement of contracts		2.49	3.74	4.47	3.73	4.81	4.81
G. Regulatory restrictions on sale of real property		1.81	1.81	7.46	9.74	9.83	9.83
H. Reliability of police			6.08	8.15	9.07	7.7	7.7
<i>Gender Legal Rights Adjustment</i>	0.59	0.59	0.76	0.88	0.88	1	1
3. Sound Money	6.43	6.05	7.24	9.05	9.30	9.30	8.74
A. Money growth	8.33 (8.35)	9.56 (2.2)	7.83 (10.84)	8.84 (5.79)	8.7 (6.48)	9.15 (4.27)	8.42 (7.91)
B. Standard deviation of inflation	7.99 (5.03)	7.34 (6.65)	6.98 (7.56)	7.81 (5.48)	9.01 (2.47)	8.73 (3.17)	8.53 (3.68)
C. Inflation: most recent year	9.39 (3.06)	7.31 (13.46)	9.14 (4.29)	9.54 (2.31)	9.5 (2.52)	9.33 (3.35)	8.03 (9.85)
D. Freedom to own foreign currency bank accounts	0	0	5	10	10	10	10
4. Freedom to Trade Internationally	0.65	1.92		6.65	7.04	7.92	7.06
A. Tariffs	1.13	0.53		7.03	7.07	7.19	7.09
(i) Revenue from trade taxes (% of trade sector)	1.13 (13.3)	0.53 (14.2)		8.3 (2.55)	8.54 (2.19)	8.62 (2.07)	8.62 (2.07)
(ii) Mean tariff rate				7.5 (12.5)	7.44 (12.8)	7.74 (11.3)	7.5 (12.5)
(iii) Standard deviation of tariff rates				5.3 (11.75)	5.24 (11.9)	5.21 (11.98)	5.15 (12.13)
B. Regulatory trade barriers				5.48	5.14	5.83	5.83
(i) Non-tariff trade barriers				5.16	5.66	5.94	5.94
(ii) Compliance cost of importing and exporting				5.8	4.62	5.72	5.72
C. Black-market exchange rates	0	4.4	10	10	10	10	10
D. Controls of the movement of capital and people	0.83	0.83	1.6	4.09	5.95	8.65	5.31
(i) Financial openness	1.66	1.66	1.66	2.26	7.49	7.47	7.47
(ii) Capital controls	0	0	1.54	8.46	8.46	8.46	8.46
(iii) Freedom of foreigners to visit				1.55	1.88	10	0
5. Regulation	5.42	5.11	6.88	8.39	8.00	7.77	7.43
A. Credit market regulations	5.01	4.09	6.31	8.8	7.16	6.85	6.27
(i) Ownership of banks	0	0	0	8	5	5	5
(ii) Private sector credit	9.03	2.26	8.92	9.41	7.48	6.56	4.82
(iii) Interest rate controls / negative real interest rates	6	10	10	9	9	9	9
B. Labor market regulations			7	8.44	8.59	8.27	8.27
(i) Hiring regulations and minimum wage			4.4	10	10	10	10
(ii) Hiring and firing regulations				5.48	6.31	5.76	5.76
(iii) Centralized collective bargaining				7.42	7.49	6.86	6.86
(iv) Hours regulations			6	10	10	10	10
(v) Mandated cost of worker dismissal			7.59	7.76	7.76	7.01	7.01
(vi) Conscription	10	10	10	10	10	10	10
C. Business regulations			7.32	7.93	8.26	8.18	7.75
(i) Administrative requirements				6.97	7.45	6.15	6.15
(ii) Bureaucracy costs				7.58	7.56	7.33	7.33
(iii) Starting a business			7.07	9.85	9.36	9.87	9.87
(iv) Impartial public administration	4.3	3.94	6.78	7.18	7.57	7.42	4.86
(v) Licensing restrictions				7.68	9.00	9.32	9.32
(vi) Cost of tax compliance			8.12	8.34	8.61	8.99	8.99

Saudi Arabia

	1980	1990	2000	2010	2015	2019	2020
	Rating (Rank)	Rating (Rank)	Rating (Rank)	Rating (Rank)	Rating (Rank)	Rating (Rank)	Rating (Rank)
Summary Ratings (Rank)				6.56 (98)	6.02 (127)	6.89 (89)	6.78 (86)
	Rating (Data)	Rating (Data)	Rating (Data)	Rating (Data)	Rating (Data)	Rating (Data)	Rating (Data)
1. Size of Government	1.79	1.79	5.35	4.92	4.68	4.91	4.71
A. Government consumption				0.07 (39.76)	0 (42)	0.59 (37.98)	0.04 (39.85)
B. Transfers and subsidies				9.72 (1.52)	9.25 (3.24)	8.09 (7.51)	8.09 (7.51)
C. Government investment	0 (55.95)	0 (56.13)	7.25 (24.63)	1.3 (45.45)	0.62 (47.84)	2.24 (42.17)	2.24 (42.17)
D. Top marginal tax rate				10	10	10	10
(i) Top marginal income tax rate				10 (0)	10 (0)	10 (0)	10 (0)
(ii) Top marginal income and payroll tax rate				10 (18)	10 (20)	10 (20)	10 (20)
E. State ownership of assets	3.58	3.58	3.46	3.52	3.52	3.62	3.2
2. Legal System and Property Rights	3.79	3.76	3.5	4.64	4.72	6.14	6.81
A. Judicial independence	4.64	4.68	4.29	5.57	5.4	5.52	5.55
B. Impartial courts	7.44	6.37	5.35	6.22	6.13	6.29	6.17
C. Protection of property rights			5.02	6.31	7.14	7.89	7.89
D. Military interference in rule of law and politics	5	6.67	8.33	8.33	8.33	8.33	8.33
E. Integrity of the legal system	5.41	5.08	6.16	6.15	5.94	6.13	6.48
F. Legal enforcement of contracts	5.5	5	4.19	4.5	4.86	4.73	4.73
G. Regulatory restrictions on sale of real property			2.69	9.96	9.94	9.97	9.97
H. Reliability of police			5.39	7.78	8.07	8.74	8.74
<i>Gender Legal Rights Adjustment</i>	0.35	0.35	0.35	0.35	0.35	0.71	0.88
3. Sound Money				8.06	8.4	8.71	8.97
A. Money growth			0 (139.38)	9.7 (1.52)	9.31 (3.44)	9.68 (1.58)	9.68 (1.58)
B. Standard deviation of inflation				3.61 (15.98)	4.72 (13.2)	5.58 (11.06)	6.9 (7.76)
C. Inflation: most recent year				8.93 (5.34)	9.56 (2.18)	9.58 (-2.09)	9.31 (3.45)
D. Freedom to own foreign currency bank accounts				10	10	10	10
4. Freedom to Trade Internationally				7.34	6.28	7.38	6.43
A. Tariffs				8.63	8.38	8.19	6.35
(i) Revenue from trade taxes (% of trade sector)				9.51 (0.74)	9.19 (1.22)	9.39 (0.92)	9.39 (0.92)
(ii) Mean tariff rate				9.04 (4.8)	8.98 (5.1)	8.94 (5.3)	8.88 (5.6)
(iii) Standard deviation of tariff rates				7.35 (6.62)	6.96 (7.6)	6.25 (9.38)	0.77 (23.07)
B. Regulatory trade barriers				7.71	3.74	6.8	6.8
(i) Non-tariff trade barriers				7.41	5.95	6.18	6.18
(ii) Compliance cost of importing and exporting				8.01	1.52	7.41	7.41
C. Black-market exchange rates				10	10	10	10
D. Controls of the movement of capital and people	10	10	6.99	3.03	3.03	4.54	2.59
(i) Financial openness	10	10	6.99	6.99	6.99	7	7
(ii) Capital controls				1.54	1.54	0.77	0.77
(iii) Freedom of foreigners to visit				0.55	0.55	5.86	0
5. Regulation				7.86	6.02	7.29	6.99
A. Credit market regulations				7.92	3.67	7.89	6.84
(i) Ownership of banks				8	5	5	5
(ii) Private sector credit				7.84	2.34	8.67	5.53
(iii) Interest rate controls / negative real interest rates						10	10
B. Labor market regulations				8.2	7.33	7.1	7.1
(i) Hiring regulations and minimum wage				10	10	8.33	8.33
(ii) Hiring and firing regulations				6.83	5.81	6.16	6.16
(iii) Centralized collective bargaining				7.98	7.77	7.73	7.73
(iv) Hours regulations				10	6	6	6
(v) Mandated cost of worker dismissal				4.39	4.39	4.39	4.39
(vi) Conscription				10	10	10	10
C. Business regulations				7.45	7.05	6.87	7.02
(i) Administrative requirements				5.64	5.06	6.13	6.13
(ii) Bureaucracy costs				5.15	4	3.11	4.44
(iii) Starting a business				9.78	9.43	9.61	9.61
(iv) Impartial public administration	5.85	5.85	5.36	5.36	5.36	4.24	3.81
(v) Licensing restrictions				9.66	9.19	9.29	9.29
(vi) Cost of tax compliance				9.11	9.25	8.83	8.83

Senegal

	1980	1990	2000	2010	2015	2019	2020
Summary Ratings (Rank)	Rating (Rank) 5.23 (57)	Rating (Rank) 5.24 (70)	Rating (Rank) 5.73 (99)	Rating (Rank) 5.69 (134)	Rating (Rank) 6 (129)	Rating (Rank) 6.26 (124)	Rating (Rank) 6.05 (129)
	Rating (Data)	Rating (Data)	Rating (Data)	Rating (Data)	Rating (Data)	Rating (Data)	Rating (Data)
1. Size of Government	6.22	5.90	7.41	5.73	7.07	7.21	6.94
A. Government consumption	6.08 (19.34)	7.02 (16.13)	8.32 (11.7)	7.08 (15.94)	6.93 (16.45)	6.84 (16.73)	6.46 (18.05)
B. Transfers and subsidies	8.99 (4.2)		10 (0.43)	10 (0)	9.73 (1.49)	9.37 (2.82)	8.91 (4.51)
C. Government investment	5.08 (32.23)	7.82 (22.64)	8.54 (20.1)	4.42 (34.55)	6.53 (27.16)	8.08 (21.71)	7.61 (23.38)
D. Top marginal tax rate		4	3	0	5	5	5
(i) Top marginal income tax rate		4 (48)	3 (50)	0 (61)	5 (40)	5 (40)	5 (40)
(ii) Top marginal income and payroll tax rate		4 (48)	3 (50)	0 (61)	5 (40)	5 (40)	5 (40)
E. State ownership of assets	4.75	4.75	7.17	7.17	7.17	6.74	6.74
2. Legal System and Property Rights	3.93	3.54	3.49	3.55	4.2	4.35	4.36
A. Judicial independence	5.44	5.44	4.78	4.67	5.27	4.94	4.98
B. Impartial courts	4.27	5.12	4.75	4.64	5.56	5.07	4.81
C. Protection of property rights			4.73	5.07	5.13	5.2	5.2
D. Military interference in rule of law and politics	5	5	3.33	3.33	4.17	4.17	4.17
E. Integrity of the legal system	4.4	4.61	5.44	5.58	5.83	5.7	6.02
F. Legal enforcement of contracts		3.39	3.39	3.39	2.79	3.35	3.35
G. Regulatory restrictions on sale of real property		2.26	2.26	2.69	5.31	6.89	6.89
H. Reliability of police			5.17	5.12	6.79	6.92	6.92
<i>Gender Legal Rights Adjustment</i>	0.65	0.65	0.65	0.65	0.65	0.65	0.65
3. Sound Money	6.28	7.08	7.24	6.92	7.07	7.11	7.11
A. Money growth	8.47 (7.63)	9.56 (-2.2)	9.27 (3.67)	9 (5.02)	8.93 (5.34)	9.13 (4.37)	9.16 (4.22)
B. Standard deviation of inflation	8.95 (2.63)	9.01 (2.47)	9.82 (0.44)	8.93 (2.68)	9.38 (1.55)	9.65 (0.87)	9.79 (0.52)
C. Inflation: most recent year	7.69 (11.53)	9.76 (1.19)	9.85 (0.73)	9.75 (1.25)	9.97 (0.15)	9.65 (1.76)	9.49 (2.55)
D. Freedom to own foreign currency bank accounts	0	0	0	0	0	0	0
4. Freedom to Trade Internationally	4.69	4.62	5.96	6.6	6.28	6.81	5.98
A. Tariffs	2.4	2.57	6.02	7.33	7.37	7.26	7.26
(i) Revenue from trade taxes (% of trade sector)	2.4 (11.4)	2.13 (11.8)	4.44 (8.34)	7.09 (4.36)	7.52 (3.72)	7.16 (4.26)	7.17 (4.25)
(ii) Mean tariff rate		3 (35)	7.6 (12)	7.62 (11.9)	7.56 (12.2)	7.58 (12.1)	7.58 (12.1)
(iii) Standard deviation of tariff rates				7.29 (6.78)	7.02 (7.44)	7.05 (7.38)	7.05 (7.38)
B. Regulatory trade barriers			5.83	6.78	5.35	5.85	5.85
(i) Non-tariff trade barriers				5.2	4.45	5.46	5.46
(ii) Compliance cost of importing and exporting			5.83	8.37	6.25	6.23	6.23
C. Black-market exchange rates	9.6	9.2	10	10	10	10	10
D. Controls of the movement of capital and people	2.08	2.08	1.98	2.28	2.39	4.14	0.8
(i) Financial openness	4.16	4.16	1.66	1.66	1.66	1.64	1.64
(ii) Capital controls	0	0	2.31	0.77	0.77	0.77	0.77
(iii) Freedom of foreigners to visit				4.43	4.76	10	0
5. Regulation	5.04	5.07	4.54	5.67	5.37	5.83	5.86
A. Credit market regulations	6.46	6.53	5.35	7.35	6.77	7.53	7.53
(i) Ownership of banks	2	2	2	10	8	10	10
(ii) Private sector credit	9.37	9.6	8.69	7.06	7.3	7.58	7.58
(iii) Interest rate controls / negative real interest rates	8	8		5	5	5	5
B. Labor market regulations			3.52	4.6	3.59	3.6	3.6
(i) Hiring regulations and minimum wage			2.8	3.9	0	0	0
(ii) Hiring and firing regulations			2.83	4.83	4.35	3.99	3.99
(iii) Centralized collective bargaining			4.33	5.69	6.01	6.43	6.43
(iv) Hours regulations			4.7	6	4	4	4
(v) Mandated cost of worker dismissal			6.48	7.19	7.19	7.19	7.19
(vi) Conscription	0	0	0	0	0	0	0
C. Business regulations			4.75	5.05	5.74	6.36	6.45
(i) Administrative requirements				3.71	4.43	4.5	4.5
(ii) Bureaucracy costs				2.88	2	4.89	5.11
(iii) Starting a business			6.07	8.46	9.13	9.56	9.56
(iv) Impartial public administration	6.16	6.16	5.98	5.98	6.21	5.86	6.19
(v) Licensing restrictions				6.71	7.61	8.02	8.02
(vi) Cost of tax compliance			2.20	2.53	5.06	5.34	5.34

Serbia

	1980	1990	2000	2010	2015	2019	2020
	Rating (Rank)	Rating (Rank)	Rating (Rank)	Rating (Rank)	Rating (Rank)	Rating (Rank)	Rating (Rank)
Summary Ratings (Rank)				6.6 (96)	6.94 (83)	7.21 (73)	6.82 (84)
	Rating (Data)	Rating (Data)	Rating (Data)	Rating (Data)	Rating (Data)	Rating (Data)	Rating (Data)
1. Size of Government				6.71	6.84	6.66	6.41
A. Government consumption				5.74 (20.5)	6.3 (18.57)	6 (19.61)	5.65 (20.8)
B. Transfers and subsidies				3.88 (22.96)	3.53 (24.26)	4.17 (21.88)	4.17 (21.88)
C. Government investment				9.06 (18.29)	9.76 (15.84)	8.04 (21.86)	7.19 (24.85)
D. Top marginal tax rate				7.5	7.5	8	8
(i) Top marginal income tax rate				10 (15)	10 (15)	10 (15)	10 (15)
(ii) Top marginal income and payroll tax rate				5 (37)	5 (39)	6 (38)	6 (38)
E. State ownership of assets	2.91	4.42	7	7.36	7.1	7.1	7.05
2. Legal System and Property Rights	5.66	4.38	4.94	5.25	5.16	5.51	5.51
A. Judicial independence	5.62	4.4	4.73	4.84	5.17	5.28	5.35
B. Impartial courts	5.83	4.23	3.49	3.86	4.1	4.85	4.61
C. Protection of property rights			4.62	3.54	3.65	4.86	4.86
D. Military interference in rule of law and politics			6.67	6.67	6.67	6.67	6.67
E. Integrity of the legal system	5.55	4.52	5.4	5.65	5.25	5.43	5.58
F. Legal enforcement of contracts			3.95	3.78	3.2	3.37	3.37
G. Regulatory restrictions on sale of real property			6.13	8.87	8.68	8.52	8.52
H. Reliability of police			4.49	4.78	4.55	5.12	5.12
<i>Gender Legal Rights Adjustment</i>	1	1	1	1	1	1	1
3. Sound Money				7.45	8.1	8.36	8.28
A. Money growth			0 (141.38)	7.38 (13.12)	8.98 (5.1)	8.9 (5.48)	8.53 (7.33)
B. Standard deviation of inflation				8.63 (3.42)	8.68 (3.3)	9.89 (0.27)	9.9 (0.25)
C. Inflation: most recent year				8.77 (6.14)	9.72 (1.39)	9.63 (1.85)	9.68 (1.58)
D. Freedom to own foreign currency bank accounts				5	5	5	5
4. Freedom to Trade Internationally				7.1	7.49	7.94	6.73
A. Tariffs				8.17	8.32	8.38	8.38
(i) Revenue from trade taxes (% of trade sector)				8.85 (1.72)	9.27 (1.1)	9.47 (0.79)	9.47 (0.79)
(ii) Mean tariff rate				8.52 (7.4)	8.52 (7.4)	8.52 (7.4)	8.52 (7.4)
(iii) Standard deviation of tariff rates				7.13 (7.18)	7.16 (7.1)	7.16 (7.1)	7.16 (7.1)
B. Regulatory trade barriers				6.82	7.39	7.75	7.75
(i) Non-tariff trade barriers				5.35	5.01	5.76	5.76
(ii) Compliance cost of importing and exporting				8.28	9.77	9.75	9.75
C. Black-market exchange rates				10	10	10	10
D. Controls of the movement of capital and people				3.43	4.25	5.64	0.77
(i) Financial openness							
(ii) Capital controls				0.77	1.54	1.54	1.54
(iii) Freedom of foreigners to visit				6.08	6.97	9.74	0
5. Regulation				6.52	7.11	7.58	7.17
A. Credit market regulations				8.32	8.05	9	7.82
(i) Ownership of banks				8	8	8	8
(ii) Private sector credit				6.97	7.16	10	6.46
(iii) Interest rate controls / negative real interest rates				10	9	9	9
B. Labor market regulations				5.68	6.88	6.92	6.92
(i) Hiring regulations and minimum wage				2.23	2.23	2.23	2.23
(ii) Hiring and firing regulations				4.38	4.34	5.02	5.02
(iii) Centralized collective bargaining				6.95	7.18	6.79	6.79
(iv) Hours regulations				10	10	10	10
(v) Mandated cost of worker dismissal				7.51	7.51	7.51	7.51
(vi) Conscription				3	10	10	10
C. Business regulations				5.56	6.39	6.8	6.77
(i) Administrative requirements				2.23	2.4	3.49	3.49
(ii) Bureaucracy costs				6.52	6	6.22	6
(iii) Starting a business				9.48	9.71	9.75	9.75
(iv) Impartial public administration	6.01	6.95	5.95	4.78	4.4	4.59	4.59
(v) Licensing restrictions				3.47	8.37	9.29	9.29
(vi) Cost of tax compliance				6.87	7.47	7.47	7.47

Seychelles

	1980	1990	2000	2010	2015	2019	2020
	Rating (Rank)	Rating (Rank)	Rating (Rank)	Rating (Rank)	Rating (Rank)	Rating (Rank)	Rating (Rank)
Summary Ratings (Rank)					7.55 (44)	7.63 (41)	7.01 (72)
	Rating (Data)	Rating (Data)	Rating (Data)	Rating (Data)	Rating (Data)	Rating (Data)	Rating (Data)
1. Size of Government	6.16	3.94	3.22	5.06	7.27	7.11	6.56
A. Government consumption				2.26 (32.3)	3.71 (27.39)	3.7 (27.41)	0.99 (36.64)
B. Transfers and subsidies					7.31 (10.38)	8.49 (6.05)	8.49 (6.05)
C. Government investment	8.51 (20.21)	4.07 (35.74)	1.33 (45.33)	7.56 (23.54)	10 (14.17)	10 (14.72)	10 (14.72)
D. Top marginal tax rate					10	8	8
(i) Top marginal income tax rate					10 (15)	8 (30)	8 (30)
(ii) Top marginal income and payroll tax rate					10 (19)	8 (30)	8 (30)
E. State ownership of assets	3.81	3.81	5.11	5.35	5.35	5.35	5.35
2. Legal System and Property Rights	4.68	4.97	4.34	5.23	5.56	5.71	5.81
A. Judicial independence	5.11	5.3	5.74	5.83	5.96	6.12	6.12
B. Impartial courts	5.07	5.73	6.02	5.73	5.83	6.17	6.02
C. Protection of property rights			3.69	4.79	5.25	6.19	6.19
D. Military interference in rule of law and politics			4.17	4.2			
E. Integrity of the legal system	4.27	4.32	5.74	6.19	6.74	6.7	7.61
F. Legal enforcement of contracts			1.58	4.06	4.06	4.06	4.06
G. Regulatory restrictions on sale of real property			4.36	7.08	7.08	7.08	7.08
H. Reliability of police				5.2	5.2	4.86	4.86
<i>Gender Legal Rights Adjustment</i>	0.94	0.94	0.94	0.94	0.94	0.94	0.94
3. Sound Money					9.37	9.26	8.57
A. Money growth	7.58 (12.12)	8.33 (8.34)	8.62 (6.88)	8.93 (5.37)	8.69 (6.55)	8.83 (5.85)	7.8 (10.99)
B. Standard deviation of inflation					9.58 (1.04)	8.57 (3.57)	8.12 (4.69)
C. Inflation: most recent year					9.19 (4.04)	9.64 (1.81)	8.34 (8.28)
D. Freedom to own foreign currency bank accounts					10	10	10
4. Freedom to Trade Internationally					8.06	8.34	7.51
A. Tariffs					8.2	8.28	8.3
(i) Revenue from trade taxes (% of trade sector)					9.3 (1.05)	9.49 (0.76)	9.49 (0.76)
(ii) Mean tariff rate					9.42 (2.9)	9.5 (2.5)	9.5 (2.5)
(iii) Standard deviation of tariff rates					5.87 (10.32)	5.85 (10.38)	5.92 (10.2)
B. Regulatory trade barriers					5.51	5.6	5.6
(i) Non-tariff trade barriers					5.7	5.87	5.87
(ii) Compliance cost of importing and exporting					5.32	5.33	5.33
C. Black-market exchange rates					9.03	10	10
D. Controls of the movement of capital and people		10	6.57	10	9.49	9.49	6.15
(i) Financial openness		10	6.57	10	10	10	10
(ii) Capital controls					8.46	8.46	8.46
(iii) Freedom of foreigners to visit					10	10	0
5. Regulation				6.25	7.5	7.71	6.6
A. Credit market regulations					8	8	4.67
(i) Ownership of banks					5	5	5
(ii) Private sector credit			0.93	10	10	10	0
(iii) Interest rate controls / negative real interest rates					9	9	9
B. Labor market regulations					7.17	7.56	7.56
(i) Hiring regulations and minimum wage					6.67	8.9	8.9
(ii) Hiring and firing regulations					4.42	5.13	5.13
(iii) Centralized collective bargaining					6.43	5.82	5.82
(iv) Hours regulations					8	8	8
(v) Mandated cost of worker dismissal					7.53	7.53	7.53
(vi) Conscription					10	10	10
C. Business regulations					7.33	7.58	7.58
(i) Administrative requirements					5.33	5.17	5.17
(ii) Bureaucracy costs				6.52	6	5.78	5.78
(iii) Starting a business					8.83	8.84	8.84
(iv) Impartial public administration	3.23	3.46	5.05	6.01	6.33	7.55	7.55
(v) Licensing restrictions					8.46	9.08	9.08
(vi) Cost of tax compliance					9.05	9.05	9.05

Sierra Leone

	1980	1990	2000	2010	2015	2019	2020
	Rating (Rank)	Rating (Rank)	Rating (Rank)	Rating (Rank)	Rating (Rank)	Rating (Rank)	Rating (Rank)
Summary Ratings (Rank)	4.34 (91)	3.32 (110)	4.84 (119)	6.43 (104)	5.73 (138)	5.85 (141)	5.98 (133)
	Rating (Data)	Rating (Data)	Rating (Data)	Rating (Data)	Rating (Data)	Rating (Data)	Rating (Data)
1. Size of Government	6.37	6.85	6.22	8.85	7.21	7.71	7.44
A. Government consumption	9.29 (8.4)	8.3 (11.78)	7.79 (13.5)	8.44 (11.3)	9.09 (9.1)	9.41 (7.99)	9.59 (7.4)
B. Transfers and subsidies		9.7 (1.6)	9.71 (1.57)	10 (0)	10 (0.27)	10 (0.14)	10 (0.14)
C. Government investment	4.06 (35.8)	3.64 (37.27)	0 (471.96)	10 (2.47)	4.14 (35.52)	4.74 (33.41)	4.19 (35.33)
D. Top marginal tax rate					6.5	6.5	6.5
(i) Top marginal income tax rate					8 (30)	8 (30)	8 (30)
(ii) Top marginal income and payroll tax rate					5 (40)	5 (40)	5 (40)
E. State ownership of assets	5.77	5.77	7.37	6.95	6.35	7.92	6.94
2. Legal System and Property Rights	2.97	1.97	3.46	4.3	4.3	4.42	4.57
A. Judicial independence	3.68	3.52	5.57	4.7	4.56	4.73	4.97
B. Impartial courts	2.69	2.9	4.61	3.87	3.65	3.82	3.95
C. Protection of property rights			6.3	3.98	4.24	4.4	4.4
D. Military interference in rule of law and politics	4.72	3.33	2.29	4.17	4.17	4.17	4.17
E. Integrity of the legal system	5.06	4.22	4.33	5.18	5.05	5.52	6.41
F. Legal enforcement of contracts		1.58	4.92	4.79	4.18	4.18	4.18
G. Regulatory restrictions on sale of real property		0.56	0.56	4.5	5.42	5.46	5.46
H. Reliability of police			9.05	4.28	4.18	4.13	4.13
<i>Gender Legal Rights Adjustment</i>	0.47	0.47	0.47	0.94	0.94	0.94	0.94
3. Sound Money	5.91	0.04	6.52	6.78	7.03	7.1	7.11
A. Money growth	6.7 (16.48)	0.16 (49.21)	4.56 (27.2)	7.05 (14.75)	7.88 (10.62)	8.42 (7.92)	7.54 (12.29)
B. Standard deviation of inflation	8.9 (2.76)	0 (29.16)	6.67 (8.33)	8.39 (4.02)	6.83 (7.93)	7.95 (5.12)	8.58 (3.56)
C. Inflation: most recent year	8.02 (9.9)	0 (89.15)	9.83 (-0.84)	6.67 (16.64)	8.4 (7.98)	7.04 (14.8)	7.31 (13.45)
D. Freedom to own foreign currency bank accounts	0	0	5	5	5	5	5
4. Freedom to Trade Internationally	1.27	3.15	3.56	6.15	5.29	5.86	5.67
A. Tariffs	2.99	7.37	3.37	6.82	7.74	7.42	7.42
(i) Revenue from trade taxes (% of trade sector)	1.13 (13.3)	7.37 (3.95)	3.37 (9.95)	6.88 (4.68)	8.47 (2.3)	7.64 (3.54)	7.64 (3.54)
(ii) Mean tariff rate	4.84 (25.8)			7.28 (13.6)	7.62 (11.9)	7.58 (12.1)	7.58 (12.1)
(iii) Standard deviation of tariff rates				6.3 (9.25)	7.14 (7.14)	7.05 (7.38)	7.05 (7.38)
B. Regulatory trade barriers				6.47	2.84	2.12	4.69
(i) Non-tariff trade barriers					4.55	0	5.15
(ii) Compliance cost of importing and exporting				6.47	1.14	4.23	4.23
C. Black-market exchange rates	0	0	5	10	10	10	10
D. Controls of the movement of capital and people	0.83	2.08	2.31	1.31	0.59	3.88	0.55
(i) Financial openness	1.66	4.16	0	0	0	1.64	1.64
(ii) Capital controls	0	0	4.61	2.5	0	0	0
(iii) Freedom of foreigners to visit				1.44	1.77	10	0
5. Regulation	5.19	4.58	4.46	6.08	4.83	4.18	5.11
A. Credit market regulations	4.67	2.94	3.33	6.21	3.33	3.33	3.67
(i) Ownership of banks	2	2	2	2	2	2	2
(ii) Private sector credit	6.02	6.82	0	7.62	0	0	0
(iii) Interest rate controls / negative real interest rates	6	0	8	9	8	8	9
B. Labor market regulations			5.68	5.67	5.25	3.56	5.48
(i) Hiring regulations and minimum wage			6.7	6.67	3.33	3.33	3.33
(ii) Hiring and firing regulations					4.47	0	4.47
(iii) Centralized collective bargaining					5.68	0	7.05
(iv) Hours regulations			6	6	8	8	8
(v) Mandated cost of worker dismissal			0	0	0	0	0
(vi) Conscription	10	10	10	10	10	10	10
C. Business regulations			4.37	6.37	5.92	5.67	6.19
(i) Administrative requirements					3.92	0	2.82
(ii) Bureaucracy costs				4.09	2.44	3.11	3.11
(iii) Starting a business			5.83	8.64	9.36	9.66	9.66
(iv) Impartial public administration	2.95	2.08	1.76	6.58	5.43	7.15	7.5
(v) Licensing restrictions				6.54	8.21	7.91	7.91
(vi) Cost of tax compliance			5.53	6.00	6.16	6.16	6.16

Singapore

	1980	1990	2000	2010	2015	2019	2020
Summary Ratings (Rank)	Rating (Rank) 7.23 (11)	Rating (Rank) 8.43 (4)	Rating (Rank) 8.58 (4)	Rating (Rank) 8.78 (2)	Rating (Rank) 8.79 (2)	Rating (Rank) 8.81 (2)	Rating (Rank) 8.48 (2)
	Rating (Data)	Rating (Data)	Rating (Data)	Rating (Data)	Rating (Data)	Rating (Data)	Rating (Data)
1. Size of Government	6.51	7.58	7.32	7.83	7.55	7.54	7.18
A. Government consumption	7.08 (15.93)	6.45 (18.06)	5.65 (20.8)	5.24 (22.2)	5.44 (21.52)	5.18 (22.4)	3.73 (27.33)
B. Transfers and subsidies	9.84 (1.1)	9.43 (2.6)	9.23 (3.32)	10 (0.04)	8.85 (4.71)	9.25 (3.27)	9.25 (3.27)
C. Government investment	7.28 (24.53)	8.63 (19.8)	8.35 (20.76)	9.53 (16.64)	9.1 (18.17)	8.93 (18.73)	9.47 (16.84)
D. Top marginal tax rate	4	9	9	10	10	10	10
(i) Top marginal income tax rate	4 (55)	9 (33)	9 (28)	10 (20)	10 (20)	10 (22)	10 (22)
(ii) Top marginal income and payroll tax rate		9 (33)	9 (28)	10 (20)	10 (20)	10 (22)	10 (22)
E. State ownership of assets	4.37	4.37	4.37	4.37	4.37	4.37	3.48
2. Legal System and Property Rights	7.54	7.88	8.45	8.28	8.28	8.28	8.29
A. Judicial independence	5.89	6.3	6.53	6.5	6.48	6.52	6.4
B. Impartial courts	9.34	8.08	8.29	8.59	8.68	8.51	8.47
C. Protection of property rights		7.33	7.62	8.97	8.85	8.94	8.94
D. Military interference in rule of law and politics	10	10	10	8.33	8.33	8.33	8.33
E. Integrity of the legal system	7.84	7.84	8.67	7.84	7.84	7.92	8.21
F. Legal enforcement of contracts	7	8.36	8.36	8.01	7.83	7.83	7.83
G. Regulatory restrictions on sale of real property		8.94	8.94	8.99	8.96	8.96	8.96
H. Reliability of police			9.17	9.03	9.24	9.19	9.19
<i>Gender Legal Rights Adjustment</i>	0.88	0.94	1	1	1	1	1
3. Sound Money	6.37	9.05	9.52	9.29	9.86	9.76	9.62
A. Money growth	9.19 (4.06)	8.29 (8.53)	9.66 (1.71)	9.17 (4.17)	9.92 (-0.42)	9.69 (1.56)	9.28 (3.58)
B. Standard deviation of inflation	8.57 (3.57)	8.91 (2.73)	8.7 (3.24)	8.56 (3.59)	9.63 (0.94)	9.46 (1.35)	9.24 (1.91)
C. Inflation: most recent year	7.71 (11.47)	9.02 (4.92)	9.73 (1.36)	9.44 (2.8)	9.89 (-0.54)	9.89 (0.57)	9.96 (-0.18)
D. Freedom to own foreign currency bank accounts	0	10	10	10	10	10	10
4. Freedom to Trade Internationally	9.41	9.9	9.24	9.49	9.38	9.44	8.61
A. Tariffs	9.84	9.7	9.95	10	9.99	10	10
(i) Revenue from trade taxes (% of trade sector)	9.73 (0.4)	9.91 (0.14)	9.93 (0.11)	10 (0)	10 (0)	10 (0)	10 (0)
(ii) Mean tariff rate	9.94 (0.3)	9.92 (0.4)	9.92 (0.4)	10 (0)	9.96 (0.2)	10 (0)	10 (0)
(iii) Standard deviation of tariff rates		9.28 (1.8)	10 (0)	10 (0)	10 (0)	10 (0)	10 (0)
B. Regulatory trade barriers			9.31	9	8.54	8.78	8.78
(i) Non-tariff trade barriers			8.79	8.5	7.95	8.36	8.36
(ii) Compliance cost of importing and exporting			9.83	9.5	9.13	9.2	9.2
C. Black-market exchange rates	10	10	10	10	10	10	10
D. Controls of the movement of capital and people	8.4	10	7.69	8.97	8.97	8.97	5.64
(i) Financial openness	8.8	10	10	10	10	10	10
(ii) Capital controls	8	10	5.38	6.92	6.92	6.92	6.92
(iii) Freedom of foreigners to visit				10	10	10	0
5. Regulation	6.32	7.74	8.37	9	8.87	9.01	8.72
A. Credit market regulations	9.64	10	10	10	10	10	9.26
(i) Ownership of banks	10	10	10	10	10	10	10
(ii) Private sector credit	8.91	10	10	10	10	10	7.79
(iii) Interest rate controls / negative real interest rates	10	10	10	10	10	10	10
B. Labor market regulations		5.48	6.21	7.72	7.21	7.68	7.68
(i) Hiring regulations and minimum wage			4.56	10	10	10	10
(ii) Hiring and firing regulations		8.5	7.17	8.03	7.61	7.7	7.7
(iii) Centralized collective bargaining	7.93	7.93	8.37	8.3	8.41	8.39	8.39
(iv) Hours regulations			7.52	10	10	10	10
(v) Mandated cost of worker dismissal			9.63	10	#VALUE!	10	10
(vi) Conscription	0	0	0	0	0	0	0
C. Business regulations			8.9	9.27	9.4	9.34	9.2
(i) Administrative requirements			7.68	7.6	7.65	7.44	7.44
(ii) Bureaucracy costs			8.05	9.55	10	9.78	9.78
(iii) Starting a business			9.73	9.9	9.91	9.95	9.95
(iv) Impartial public administration	8.97	9.58	9.58	9.58	9.58	9.58	8.76
(v) Licensing restrictions				9.97	9.99	9.99	9.99
(vi) Cost of tax compliance			9.45	9.06	9.25	9.28	9.28

Slovak Republic

	1980	1990	2000	2010	2015	2019	2020
	Rating (Rank)	Rating (Rank)	Rating (Rank)	Rating (Rank)	Rating (Rank)	Rating (Rank)	Rating (Rank)
Summary Ratings (Rank)			6.78 (60)	7.65 (29)	7.54 (46)	7.61 (46)	7.33 (54)
	Rating (Data)	Rating (Data)	Rating (Data)	Rating (Data)	Rating (Data)	Rating (Data)	Rating (Data)
1. Size of Government			6.04	6.66	5.87	6.31	6.16
A. Government consumption		3.27 (28.89)	4.04 (26.26)	4.38 (25.11)	4.23 (25.63)	4.21 (25.69)	3.85 (26.92)
B. Transfers and subsidies			3.88 (22.95)	4.29 (21.46)	4.81 (19.55)	4.82 (19.51)	4.79 (19.63)
C. Government investment			10 (13.38)	9.61 (16.37)	6.92 (25.77)	9.47 (16.87)	9.24 (17.66)
D. Top marginal tax rate			4	6.5	5.5	5.5	5.5
(i) Top marginal income tax rate			4 (42)	10 (19)	9 (25)	9 (25)	9 (25)
(ii) Top marginal income and payroll tax rate			4 (44)	3 (48)	2 (54)	2 (52)	2 (52)
E. State ownership of assets			8.26	8.52	7.91	7.58	7.43
2. Legal System and Property Rights		6.08	5.98	6.13	6.18	6.26	6.32
A. Judicial independence	4.46	5.99	6.24	5.42	5.61	5.56	5.51
B. Impartial courts		5.98	5.89	5.01	5.07	5.19	5.12
C. Protection of property rights		3.97	4.67	5.09	5.29	5.69	5.69
D. Military interference in rule of law and politics		10	10	10	10	10	10
E. Integrity of the legal system		7.53	6.73	6.28	6.17	6.2	6.85
F. Legal enforcement of contracts		4.64	4.64	4.38	3.33	3.75	3.75
G. Regulatory restrictions on sale of real property		8.57	8.57	9.68	9.69	9.69	9.69
H. Reliability of police			5.77	4.67	4.31	3.99	3.99
<i>Gender Legal Rights Adjustment</i>	0.82	0.82	0.82	0.94	1	1	1
3. Sound Money		8.81	7.9	9.81	9.74	9.32	9.14
A. Money growth			9.81 (-0.94)	9.95 (-0.25)	9.34 (3.3)	8.32 (8.38)	7.41 (12.93)
B. Standard deviation of inflation		8.99 (2.52)	9.2 (2.01)	9.48 (1.29)	9.67 (0.83)	9.47 (1.32)	9.51 (1.21)
C. Inflation: most recent year		8.63 (6.86)	7.59 (12.04)	9.81 (0.96)	9.93 (-0.33)	9.47 (2.66)	9.61 (1.94)
D. Freedom to own foreign currency bank accounts			5	10	10	10	10
4. Freedom to Trade Internationally			7.34	8.03	8.27	8.36	7.59
A. Tariffs			9.07	8.34	8.36	8.2	8.03
(i) Revenue from trade taxes (% of trade sector)			9.34 (0.99)	9.63 (0.55)	9.1 (1.35)	9.13 (1.3)	8.6 (2.1)
(ii) Mean tariff rate			8.8 (6)	8.98 (5.1)	8.98 (5.1)	8.98 (5.1)	8.98 (5.1)
(iii) Standard deviation of tariff rates				6.41 (8.98)	7 (7.5)	6.49 (8.77)	6.51 (8.72)
B. Regulatory trade barriers			7.92	7.34	7.85	8.05	8.05
(i) Non-tariff trade barriers			6.67	7.01	5.74	6.11	6.11
(ii) Compliance cost of importing and exporting			9.17	7.68	9.96	9.98	9.98
C. Black-market exchange rates			10	10	10	10	10
D. Controls of the movement of capital and people			2.37	6.43	6.87	7.2	4.29
(i) Financial openness			1.66	7.49	7.49	7.47	7.47
(ii) Capital controls			3.08	5.38	5.38	5.38	5.38
(iii) Freedom of foreigners to visit				6.42	7.74	8.74	0
5. Regulation			6.64	7.61	7.64	7.82	7.46
A. Credit market regulations			7.7	8.88	9.26	9.79	8.88
(i) Ownership of banks			5	10	10	10	10
(ii) Private sector credit			8.1	6.63	8.77	9.36	6.64
(iii) Interest rate controls / negative real interest rates			10	10	9	10	10
B. Labor market regulations			5.25	7.15	7.04	6.95	6.95
(i) Hiring regulations and minimum wage			4.17	6.67	6.67	5.57	5.57
(ii) Hiring and firing regulations		4.92	3	3.71	3.24	3.79	3.79
(iii) Centralized collective bargaining			7.67	6.79	6.6	6.59	6.59
(iv) Hours regulations			4.84	8	8	8	8
(v) Mandated cost of worker dismissal			8.79	7.76	7.76	7.76	7.76
(vi) Conscription			3	10	10	10	10
C. Business regulations			6.96	6.81	6.61	6.72	6.55
(i) Administrative requirements			8	2.76	2.21	2.31	2.31
(ii) Bureaucracy costs			4.5	7.42	7.33	7.78	6.44
(iii) Starting a business			8.12	9.34	9.56	9.25	9.25
(iv) Impartial public administration			7.84	7.69	6.47	7.09	7.4
(v) Licensing restrictions				6.24	6.25	6.03	6.03
(vi) Cost of tax compliance			6.36	7.41	7.85	7.85	7.85

Slovenia

	1980	1990	2000	2010	2015	2019	2020
	Rating (Rank)	Rating (Rank)	Rating (Rank)	Rating (Rank)	Rating (Rank)	Rating (Rank)	Rating (Rank)
Summary Ratings (Rank)			6.71 (64)	7.12 (63)	7.32 (58)	7.43 (56)	7.00 (75)
	Rating (Data)	Rating (Data)	Rating (Data)	Rating (Data)	Rating (Data)	Rating (Data)	Rating (Data)
1. Size of Government		4	5.33	4.93	5.04	5.45	4.74
A. Government consumption		4.15 (25.9)	3.67 (27.51)	3.81 (27.06)	4.19 (25.76)	4.14 (25.94)	3.22 (29.04)
B. Transfers and subsidies			4.02 (22.44)	3.85 (23.08)	4.99 (18.9)	5.16 (18.27)	3.51 (24.3)
C. Government investment			10 (13.51)	7.64 (23.27)	7.16 (24.94)	8.77 (19.32)	8.02 (21.94)
D. Top marginal tax rate			2	2.5	2	2	2
(i) Top marginal income tax rate			4 (50)	4 (41)	4 (50)	4 (50)	4 (50)
(ii) Top marginal income and payroll tax rate			0 (70)	1 (60)	0 (66)	0 (66)	0 (66)
E. State ownership of assets		3.86	6.95	6.84	6.84	7.19	6.93
2. Legal System and Property Rights	6.47	6	6.09	6.36	6.62	6.63	6.57
A. Judicial independence	6.91	7.02	7.24	6.56	6.54	6.22	5.91
B. Impartial courts	6.72	7.05	6.68	5.81	5.88	6.11	5.97
C. Protection of property rights		5.37	5.37	5.68	5.59	6.07	6.07
D. Military interference in rule of law and politics		8.33	8.33	9.17	9.17	9.17	9.17
E. Integrity of the legal system	6.36	7.35	7.56	7.2	7.23	7.08	7.03
F. Legal enforcement of contracts		3.8	4.9	5.11	4.23	4.23	4.23
G. Regulatory restrictions on sale of real property		4.34	4.34	7.26	8.41	8.32	8.32
H. Reliability of police			5.74	5.64	7.49	7.43	7.43
<i>Gender Legal Rights Adjustment</i>	0.94	0.94	0.94	0.94	0.94	0.94	0.94
3. Sound Money			7.49	9.55	9.77	9.58	9.46
A. Money growth			7.62 (11.91)	9.41 (2.96)	9.3 (3.52)	8.9 (5.5)	8.09 (9.54)
B. Standard deviation of inflation			9.12 (2.19)	9.16 (2.11)	9.88 (0.3)	9.73 (0.68)	9.75 (0.62)
C. Inflation: most recent year			8.22 (8.88)	9.63 (1.84)	9.9 (-0.52)	9.67 (1.63)	9.99 (-0.06)
D. Freedom to own foreign currency bank accounts		5	5	10	10	10	10
4. Freedom to Trade Internationally			7.96	7.95	8.08	8.21	7.44
A. Tariffs			8.05	8.34	8.36	8.2	8.03
(i) Revenue from trade taxes (% of trade sector)			9.48 (0.78)	9.63 (0.55)	9.1 (1.35)	9.13 (1.3)	8.6 (2.1)
(ii) Mean tariff rate			7.64 (11.8)	8.98 (5.1)	8.98 (5.1)	8.98 (5.1)	8.98 (5.1)
(iii) Standard deviation of tariff rates			7.04 (7.4)	6.41 (8.98)	7 (7.5)	6.49 (8.77)	6.51 (8.72)
B. Regulatory trade barriers			8.36	7.29	8	8.38	8.38
(i) Non-tariff trade barriers			7.38	6.69	6.04	6.78	6.78
(ii) Compliance cost of importing and exporting			9.33	7.89	9.96	9.98	9.98
C. Black-market exchange rates		0	10	10	10	10	10
D. Controls of the movement of capital and people	0	0	5.42	6.15	5.94	6.27	3.36
(i) Financial openness			6.99	8.2	6.99	7	7
(ii) Capital controls	0	0	3.85	3.85	3.08	3.08	3.08
(iii) Freedom of foreigners to visit				6.42	7.74	8.74	0
5. Regulation			6.69	6.82	7.12	7.28	6.8
A. Credit market regulations			8.19	7.53	7.93	8.33	7.33
(i) Ownership of banks			5	5	5	5	5
(ii) Private sector credit			9.58	7.59	8.78	10	6.98
(iii) Interest rate controls / negative real interest rates			10	10	10	10	10
B. Labor market regulations			4.23	5.55	6.01	6.2	6.2
(i) Hiring regulations and minimum wage			4.02	2.23	2.23	2.23	2.23
(ii) Hiring and firing regulations			2.32	2.21	2.29	2.74	2.74
(iii) Centralized collective bargaining			5.05	4.74	5.42	6.07	6.07
(iv) Hours regulations			4.7	6	8	8	8
(v) Mandated cost of worker dismissal			6.29	8.13	8.13	8.13	8.13
(vi) Conscription			3	10	10	10	10
C. Business regulations			7.64	7.36	7.41	7.31	6.89
(i) Administrative requirements			6.95	3.33	2.9	2.65	2.65
(ii) Bureaucracy costs			7.8	8.33	8.67	8.22	7.78
(iii) Starting a business			7.87	9.66	9.64	9.63	9.63
(iv) Impartial public administration		8.25	8.49	8.21	8.75	9.09	7
(v) Licensing restrictions				7.56	7.25	6.88	6.88
(vi) Cost of tax compliance			7.09	7.09	7.25	7.39	7.39

Somalia

	1980	1990	2000	2010	2015	2019	2020
	Rating (Rank)	Rating (Rank)	Rating (Rank)	Rating (Rank)	Rating (Rank)	Rating (Rank)	Rating (Rank)
Summary Ratings (Rank)						6.25 (125)	6.03 (130)
	Rating (Data)	Rating (Data)	Rating (Data)	Rating (Data)	Rating (Data)	Rating (Data)	Rating (Data)
1. Size of Government						7.89	8.74
A. Government consumption						9.7 (7.02)	9.35 (8.22)
B. Transfers and subsidies							10 (0.01)
C. Government investment							
D. Top marginal tax rate						7	7
(i) Top marginal income tax rate						7 (35)	7 (35)
(ii) Top marginal income and payroll tax rate							
E. State ownership of assets						6.98	8.62
2. Legal System and Property Rights						2.32	2.34
A. Judicial independence						4.65	4.38
B. Impartial courts						1.26	1.3
C. Protection of property rights						1.77	1.77
D. Military interference in rule of law and politics						1.7	1.67
E. Integrity of the legal system						1.53	1.93
F. Legal enforcement of contracts							
G. Regulatory restrictions on sale of real property						5.99	5.99
H. Reliability of police							
<i>Gender Legal Rights Adjustment</i>	0.65	0.65	0.65	0.65	0.65	0.65	0.65
3. Sound Money						6.66	6.86
A. Money growth			0 (147.38)	0 (147.38)	0 (147.38)	0 (147.38)	0 (147.38)
B. Standard deviation of inflation						8.07 (4.83)	8.32 (4.21)
C. Inflation: most recent year						8.57 (7.17)	9.14 (4.3)
D. Freedom to own foreign currency bank accounts						10	10
4. Freedom to Trade Internationally						8.77	7.1
A. Tariffs						10	3.33
(i) Revenue from trade taxes (% of trade sector)						10 (0)	10 (0)
(ii) Mean tariff rate							0 (0)
(iii) Standard deviation of tariff rates							0 (0)
B. Regulatory trade barriers						5.07	5.07
(i) Non-tariff trade barriers							
(ii) Compliance cost of importing and exporting						5.07	5.07
C. Black-market exchange rates						10	10
D. Controls of the movement of capital and people						10	10
(i) Financial openness							
(ii) Capital controls						10	10
(iii) Freedom of foreigners to visit						10	10
5. Regulation						5.6	5.09
A. Credit market regulations							
(i) Ownership of banks							
(ii) Private sector credit							
(iii) Interest rate controls / negative real interest rates							
B. Labor market regulations						7.63	7.63
(i) Hiring regulations and minimum wage						10	10
(ii) Hiring and firing regulations							
(iii) Centralized collective bargaining							
(iv) Hours regulations						8	8
(v) Mandated cost of worker dismissal						2.52	2.52
(vi) Conscription						10	10
C. Business regulations						3.57	2.55
(i) Administrative requirements							
(ii) Bureaucracy costs						0	0
(iii) Starting a business						5.68	5.68
(iv) Impartial public administration						5.04	1.96
(v) Licensing restrictions							
(vi) Cost of tax compliance							

South Africa

	1980	1990	2000	2010	2015	2019	2020
Summary Ratings (Rank)	Rating (Rank) 5.28 (55)	Rating (Rank) 5.86 (46)	Rating (Rank) 6.93 (52)	Rating (Rank) 6.95 (76)	Rating (Rank) 6.87 (87)	Rating (Rank) 6.79 (93)	Rating (Rank) 6.55 (99)
	Rating (Data)	Rating (Data)	Rating (Data)	Rating (Data)	Rating (Data)	Rating (Data)	Rating (Data)
1. Size of Government	6.31	6.89	6.44	6.27	5.74	6.14	5.99
A. Government consumption	5.61 (20.94)	4.46 (24.83)	5.17 (22.42)	5.18 (22.39)	5.01 (22.97)	4.85 (23.5)	4.44 (24.91)
B. Transfers and subsidies	9.26 (3.2)	8.83 (4.8)	8.62 (5.55)	8.62 (5.57)	7.99 (7.88)	8.3 (6.74)	8.3 (6.74)
C. Government investment	7.26 (24.6)	8.49 (20.3)	6.51 (27.23)	4.15 (35.49)	3.93 (36.25)	5.3 (31.46)	5.3 (31.46)
D. Top marginal tax rate	2	5	4	5.5	4	4.5	4.5
(i) Top marginal income tax rate	2 (60)	5 (45)	4 (45)	6 (40)	4 (41)	5 (45)	5 (45)
(ii) Top marginal income and payroll tax rate		5 (45)	4 (45)	5 (41)	4 (42)	4 (46)	4 (46)
E. State ownership of assets	7.43	7.69	7.91	7.91	7.77	7.77	7.44
2. Legal System and Property Rights	3.48	4.15	5.99	6.41	6.36	5.9	5.95
A. Judicial independence	4.86	6.11	7.03	6.82	7.37	6.9	6.9
B. Impartial courts	6.53	6.76	7.13	6.55	7.02	6.38	5.99
C. Protection of property rights		6.53	5.82	7.15	7.39	5.15	5.15
D. Military interference in rule of law and politics	5	5	8.33	8.33	8.33	8.33	8.33
E. Integrity of the legal system	3.49	2.7	4.93	5.34	4.79	4.87	5.64
F. Legal enforcement of contracts	7	5.09	4.96	4.96	4.96	4.96	4.96
G. Regulatory restrictions on sale of real property		5.83	5.83	7.72	7.17	6.94	6.94
H. Reliability of police			3.88	4.38	3.86	3.65	3.65
<i>Gender Legal Rights Adjustment</i>	0.29	0.53	1	1	1	1	1
3. Sound Money	5.32	5.87	7.99	8.07	8.22	8.24	8.21
A. Money growth	8.01 (9.96)	7.02 (14.9)	8.42 (7.9)	8.75 (6.27)	9.26 (3.7)	9.3 (3.5)	8.97 (5.13)
B. Standard deviation of inflation	8.12 (4.71)	9.49 (1.27)	9.6 (0.99)	9.37 (1.57)	9.54 (1.16)	9.49 (1.27)	9.49 (1.27)
C. Inflation: most recent year	5.18 (24.12)	6.98 (15.09)	8.93 (5.34)	9.15 (4.27)	9.08 (4.59)	9.18 (4.12)	9.36 (3.21)
D. Freedom to own foreign currency bank accounts	0	0	5	5	5	5	5
4. Freedom to Trade Internationally	6.15	5.89	6.65	6.55	6.47	6.5	5.8
A. Tariffs	8.66	7.27	7.74	6.84	7.37	7.28	7.33
(i) Revenue from trade taxes (% of trade sector)	9.2 (1.2)	8.53 (2.2)	9.01 (1.48)	8.79 (1.82)	8.78 (1.83)	8.79 (1.82)	8.79 (1.82)
(ii) Mean tariff rate	8.12 (9.4)	7.8 (11)	8.3 (8.5)	8.46 (7.7)	8.48 (7.6)	8.46 (7.7)	8.46 (7.7)
(iii) Standard deviation of tariff rates		5.48 (11.3)	5.92 (10.2)	3.29 (16.79)	4.86 (12.84)	4.58 (13.55)	4.73 (13.17)
B. Regulatory trade barriers			7.64	5.89	4.92	5.06	5.06
(i) Non-tariff trade barriers			6.62	6.13	6.18	5.44	5.44
(ii) Compliance cost of importing and exporting			8.67	5.65	3.66	4.68	4.68
C. Black-market exchange rates	8.8	9.4	10	10	10	10	10
D. Controls of the movement of capital and people	1	1	1.21	3.46	3.57	3.68	0.8
(i) Financial openness	0	0	1.66	1.66	1.66	1.64	1.64
(ii) Capital controls	2	2	0.77	0.77	0.77	0.77	0.77
(iii) Freedom of foreigners to visit				7.97	8.3	8.63	0
5. Regulation	5.11	6.5	7.56	7.45	7.54	7.16	6.78
A. Credit market regulations	7.48	9.07	9.61	9.27	10	8.82	7.54
(i) Ownership of banks	10	10	10	10	10	10	10
(ii) Private sector credit	8.43	9.22	8.82	7.8	10	6.47	2.63
(iii) Interest rate controls / negative real interest rates	4	8	10	10	10	10	10
B. Labor market regulations		3.92	5.86	6.09	6.17	6.51	6.51
(i) Hiring regulations and minimum wage			4.61	4.43	5.57	5.57	5.57
(ii) Hiring and firing regulations		5.55	2.05	2.46	2.1	3.13	3.13
(iii) Centralized collective bargaining		6.21	4.52	3.39	3.08	4.11	4.11
(iv) Hours regulations			6.18	8	8	8	8
(v) Mandated cost of worker dismissal			7.78	8.27	8.27	8.27	8.27
(vi) Conscription	0	0	10	10	10	10	10
C. Business regulations			7.23	6.98	6.46	6.14	6.3
(i) Administrative requirements			6.92	2.88	3.31	3.36	3.36
(ii) Bureaucracy costs			6.53	5.15	4	3.33	3.33
(iii) Starting a business			8.68	9.39	8.62	8.72	8.72
(iv) Impartial public administration	3.8	4.69	7.93	7.92	6.52	5.41	6.34
(v) Licensing restrictions				8.81	8.62	8.39	8.39
(vi) Cost of tax compliance			6.08	7.76	7.72	7.65	7.65

Spain

	1980	1990	2000	2010	2015	2019	2020
	Rating (Rank)	Rating (Rank)	Rating (Rank)	Rating (Rank)	Rating (Rank)	Rating (Rank)	Rating (Rank)
Summary Ratings (Rank)	6.21 (26)	6.55 (30)	7.93 (18)	7.69 (25)	7.8 (30)	7.89 (24)	7.63 (28)
	Rating (Data)	Rating (Data)	Rating (Data)	Rating (Data)	Rating (Data)	Rating (Data)	Rating (Data)
1. Size of Government	5.59	5.66	6.66	6.31	6.16	6.42	6.22
A. Government consumption	6.93 (16.45)	5.89 (19.98)	5.22 (22.25)	4.05 (26.24)	4.38 (25.11)	4.49 (24.72)	3.51 (28.08)
B. Transfers and subsidies	6.78 (12.3)	5.78 (16)	5.76 (16.05)	4.56 (20.46)	4.56 (20.46)	4.81 (19.53)	4.81 (19.53)
C. Government investment			10 (14.04)	8.47 (20.36)	10 (12.62)	10 (10.53)	10 (12.63)
D. Top marginal tax rate	1	3	4	6	4	5	5
(i) Top marginal income tax rate	1 (66)	3 (56)	4 (48)	6 (35-43)	4 (46)	5 (45)	5 (45)
(ii) Top marginal income and payroll tax rate		3 (56)	4 (48)	6 (35-43)	4 (46)	5 (45)	5 (45)
E. State ownership of assets	7.63	7.98	8.32	8.49	7.88	7.78	7.78
2. Legal System and Property Rights	6.34	6.78	7.33	7.18	7.22	7.31	7.35
A. Judicial independence	7.76	7.56	7.85	6.94	6.94	7.03	7
B. Impartial courts	9	7.91	8.37	7.03	6.78	6.9	6.74
C. Protection of property rights		6.09	6.06	5.73	6.09	6.31	6.31
D. Military interference in rule of law and politics	6.67	8.33	8.33	8.33	8.33	8.33	8.33
E. Integrity of the legal system	7.23	7.23	7.23	8.06	7.99	8	8.56
F. Legal enforcement of contracts	6.5	6.14	6.14	5.89	5.25	5.29	5.29
G. Regulatory restrictions on sale of real property		7.19	7.19	7.42	7.76	7.75	7.75
H. Reliability of police			7.47	8.06	8.65	8.86	8.86
<i>Gender Legal Rights Adjustment</i>	0.71	0.88	1	1	1	1	1
3. Sound Money	6.07	6.36	9.44	9.67	9.76	9.45	9.21
A. Money growth	8.36 (8.21)	7.7 (11.5)	8.66 (6.7)	9.65 (1.73)	9.37 (3.16)	8.13 (9.33)	7.07 (14.65)
B. Standard deviation of inflation	8.6 (3.49)	9.22 (1.95)	9.77 (0.57)	9.38 (1.54)	9.78 (0.54)	9.82 (0.46)	9.83 (0.43)
C. Inflation: most recent year	7.33 (13.35)	8.54 (7.31)	9.31 (3.43)	9.64 (1.8)	9.9 (-0.5)	9.86 (0.7)	9.94 (-0.32)
D. Freedom to own foreign currency bank accounts	0	0	10	10	10	10	10
4. Freedom to Trade Internationally	7.6	7.97	9.01	8.16	8.3	8.44	8.09
A. Tariffs	8.22	8.21	9.18	8.34	8.36	8.2	8.03
(i) Revenue from trade taxes (% of trade sector)	8.2 (2.7)	9 (1.5)	9.78 (0.33)	9.63 (0.55)	9.1 (1.35)	9.13 (1.3)	8.6 (2.1)
(ii) Mean tariff rate	8.24 (8.8)	8.52 (7.4)	9.52 (2.4)	8.98 (5.1)	8.98 (5.1)	8.98 (5.1)	8.98 (5.1)
(iii) Standard deviation of tariff rates		7.12 (7.2)	8.24 (4.4)	6.41 (8.98)	7 (7.5)	6.49 (8.77)	6.51 (8.72)
B. Regulatory trade barriers			8.39	7.81	7.89	8.29	8.29
(i) Non-tariff trade barriers			7.62	6.83	5.82	6.61	6.61
(ii) Compliance cost of importing and exporting			9.17	8.79	9.96	9.98	9.98
C. Black-market exchange rates	10	9.6	10	10	10	10	10
D. Controls of the movement of capital and people	4.58	6.08	8.46	6.5	6.94	7.27	6.03
(i) Financial openness	4.16	4.16	10	10	10	10	10
(ii) Capital controls	5	8	6.92	3.08	3.08	3.08	3.08
(iii) Freedom of foreigners to visit				6.42	7.74	8.74	5
5. Regulation	5.46	5.99	7.19	7.11	7.56	7.84	7.3
A. Credit market regulations	7.37	8.27	9.92	9.16	8.98	9.58	8.3
(i) Ownership of banks	8	8	10	10	10	10	10
(ii) Private sector credit	8.11	6.82	9.77	7.49	7.94	8.75	4.89
(iii) Interest rate controls / negative real interest rates	6	10	10	10	9	10	10
B. Labor market regulations	3.55	3.71	4.07	4.7	6.25	6.25	6.25
(i) Hiring regulations and minimum wage			3.06	2.23	3.9	3.9	3.9
(ii) Hiring and firing regulations		2.62	3.67	2.61	3.84	3.71	3.71
(iii) Centralized collective bargaining	5.18	5.18	4.85	4.29	6.7	6.8	6.8
(iv) Hours regulations	4.49	4.05	5.01	4	8	8	8
(v) Mandated cost of worker dismissal			4.81	5.07	5.07	5.07	5.07
(vi) Conscription	1	3	3	10	10	10	10
C. Business regulations			7.59	7.47	7.46	7.69	7.37
(i) Administrative requirements			7.4	2.95	3	3.14	3.14
(ii) Bureaucracy costs			7.9	7.58	7.56	7.56	5.33
(iii) Starting a business			6.43	9.01	9.49	9.52	9.52
(iv) Impartial public administration	9.55	9.55	9.55	9.55	8.84	9	9.3
(v) Licensing restrictions				7.86	7.57	8.51	8.51
(vi) Cost of tax compliance			6.66	7.9	8.3	8.4	8.4

Sri Lanka

	1980	1990	2000	2010	2015	2019	2020
Summary Ratings (Rank)	Rating (Rank) 5.21 (59)	Rating (Rank) 5.59 (59)	Rating (Rank) 6.45 (75)	Rating (Rank) 6.43 (104)	Rating (Rank) 6.74 (94)	Rating (Rank) 6.72 (100)	Rating (Rank) 6.72 (89)
	Rating (Data)	Rating (Data)	Rating (Data)	Rating (Data)	Rating (Data)	Rating (Data)	Rating (Data)
1. Size of Government	6.06	7.95	7.95	7.6	8.13	8.16	8.42
A. Government consumption	8.93 (9.62)	8.41 (11.39)	8.04 (12.68)	8.53 (10.99)	8.3 (11.78)	8.26 (11.91)	8 (12.81)
B. Transfers and subsidies	7.85 (8.4)	8.5 (6)	9.03 (4.05)	9.18 (3.5)	9.09 (3.83)	8.8 (4.92)	8.83 (4.79)
C. Government investment	7.83 (22.59)	9.21 (17.76)	10 (11.67)	8.62 (19.84)	8.94 (18.71)	8.49 (20.3)	8.49 (20.3)
D. Top marginal tax rate	0		7	6	8.5	8.5	10
(i) Top marginal income tax rate	0 (60.5)		7 (35)	7 (35)	9 (24)	9 (24)	10 (18)
(ii) Top marginal income and payroll tax rate			7 (35)	5 (38)	8 (26)	8 (26)	10 (20)
E. State ownership of assets	5.67	5.67	5.67	5.67	5.82	6.78	6.78
2. Legal System and Property Rights	5.71	5.34	4.6	4.73	5.14	5.07	4.99
A. Judicial independence	6.11	6.05	6.28	5.67	6.35	6.21	5.41
B. Impartial courts	6.8	6.32	6.23	5.94	5.8	5.7	5.49
C. Protection of property rights		3.5	4.23	5.37	5.28	4.56	4.56
D. Military interference in rule of law and politics	8.33	8.33	3.33	3.33	4.51	5	5
E. Integrity of the legal system	3	5.17	4.85	4.39	5.46	5.52	5.79
F. Legal enforcement of contracts		3.61	3.61	3.61	3.61	3.61	3.61
G. Regulatory restrictions on sale of real property		6.75	6.75	6.75	7.36	7.59	7.59
H. Reliability of police			3.82	5.1	5.35	4.93	4.93
<i>Gender Legal Rights Adjustment</i>	0.88	0.88	0.88	0.88	0.88	0.88	0.88
3. Sound Money	4.98	5.59	6.63	6.44	7.99	7.99	7.91
A. Money growth	5.35 (23.25)	8.43 (7.87)	8.78 (6.12)	8.73 (6.36)	8.54 (7.32)	8.79 (6.07)	8.79 (6.07)
B. Standard deviation of inflation	8.57 (3.57)	8.01 (4.97)	8.99 (2.52)	8.21 (4.47)	8.63 (3.43)	8.87 (2.82)	9.07 (2.32)
C. Inflation: most recent year	6 (19.98)	5.94 (20.29)	8.76 (6.18)	8.81 (5.94)	9.82 (0.92)	9.29 (3.53)	8.77 (6.15)
D. Freedom to own foreign currency bank accounts	0	0	0	0	5	5	5
4. Freedom to Trade Internationally	3.67	2.98	6.5	6.74	5.53	5.47	5.44
A. Tariffs	1.97	2.92	7.62	6.48	6.05	5.68	5.71
(i) Revenue from trade taxes (% of trade sector)	2.2 (11.7)	4.13 (8.8)	8.57 (2.15)	7.07 (4.4)	7 (4.5)	7.17 (4.24)	7.17 (4.24)
(ii) Mean tariff rate	1.74 (41.3)	4.62 (26.9)	8.02 (9.9)	7.88 (10.6)	8.14 (9.3)	8.14 (9.3)	8.14 (9.3)
(iii) Standard deviation of tariff rates		0 (25.5)	6.28 (9.3)	4.49 (13.78)	3.01 (17.48)	1.74 (20.65)	1.82 (20.46)
B. Regulatory trade barriers			6.13	6.15	5.52	5.52	5.52
(i) Non-tariff trade barriers			4.75	5.08	5.56	4.81	4.81
(ii) Compliance cost of importing and exporting			7.5	7.22	5.47	6.23	6.23
C. Black-market exchange rates	8.2	5.2	10	10	10	10	10
D. Controls of the movement of capital and people	0.83	0.83	2.24	4.34	0.55	0.66	0.55
(i) Financial openness	1.66	1.66	4.49	4.49	1.66	1.64	1.64
(ii) Capital controls	0	0	0	0	0	0	0
(iii) Freedom of foreigners to visit				8.52	0	0.33	0
5. Regulation	5.62	6.07	6.55	6.66	6.89	6.89	6.85
A. Credit market regulations	5.13	6.82	7.03	7.39	7.54	7.25	7.25
(i) Ownership of banks	5	5	5	5	5	5	5
(ii) Private sector credit	6.39	7.46	6.1	7.16	7.62	6.76	6.76
(iii) Interest rate controls / negative real interest rates	4	8	10	10	10	10	10
B. Labor market regulations			5.58	6.44	6.39	6.49	6.49
(i) Hiring regulations and minimum wage			4.06	10	10	10	10
(ii) Hiring and firing regulations			2.88	3.87	3.97	4.67	4.67
(iii) Centralized collective bargaining			6.53	6.78	6.39	6.29	6.29
(iv) Hours regulations			10	8	8	8	8
(v) Mandated cost of worker dismissal			0	0	0	0	0
(vi) Conscription	10	10	10	10	10	10	10
C. Business regulations			7.05	6.15	6.73	6.91	6.81
(i) Administrative requirements			7.27	4.53	4.3	3.38	3.38
(ii) Bureaucracy costs			7.15	6.06	5.33	6	6
(iii) Starting a business			8.29	8.83	9.58	9.65	9.65
(iv) Impartial public administration	5.88	5.27	5.43	3.05	4.16	4.38	3.77
(v) Licensing restrictions				7.31	9.04	9.52	9.52
(vi) Cost of tax compliance			7.13	7.13	7.99	8.55	8.55

Sudan

	1980	1990	2000	2010	2015	2019	2020
	Rating (Rank)	Rating (Rank)	Rating (Rank)	Rating (Rank)	Rating (Rank)	Rating (Rank)	Rating (Rank)
Summary Ratings (Rank)						3.58 (164)	4.21 (164)
	Rating (Data)	Rating (Data)	Rating (Data)	Rating (Data)	Rating (Data)	Rating (Data)	Rating (Data)
1. Size of Government	2.32	7.06	7.06	6.42	7.06	6.66	6.78
A. Government consumption						0.18 (39.4)	0 (41.31)
B. Transfers and subsidies						9.42 (2.63)	9.42 (2.63)
C. Government investment	0 (64.28)	10 (7.37)	10 (13.84)	8.72 (19.49)	10 (6.58)	10 (7.16)	10 (7.16)
D. Top marginal tax rate						8.5	8.5
(i) Top marginal income tax rate						10 (15)	10 (15)
(ii) Top marginal income and payroll tax rate						7 (34)	7 (34)
E. State ownership of assets	4.63	4.12	4.12	4.12	4.12	5.21	5.97
2. Legal System and Property Rights	2.42	1.43	2.11	2.57	2.43	2.74	2.73
A. Judicial independence	4.38	2.01	2.31	3.74	3.57	4.1	3.88
B. Impartial courts	5.14	3.88	3.88	4.72	4.1	4.47	4.13
C. Protection of property rights			3.05	4.31	3.05	3.05	3.05
D. Military interference in rule of law and politics	2.5	1.67	5	0	0	1.67	1.67
E. Integrity of the legal system	2.94	1.25	2.06	3.1	2.88	3.59	4.05
F. Legal enforcement of contracts				3.8	3.8	3.8	3.8
G. Regulatory restrictions on sale of real property				8.94	8.94	8.94	8.94
H. Reliability of police				3.16			
<i>Gender Legal Rights Adjustment</i>	0.29	0.29	0.29	0.29	0.29	0.29	0.29
3. Sound Money						1.94	1.25
A. Money growth	5.64 (21.82)	3.79 (31.07)	6 (20.02)	8.22 (8.92)	7.25 (13.75)	0.49 (47.56)	0 (59.57)
B. Standard deviation of inflation					6.66 (8.36)	2.28 (19.29)	0 (44.23)
C. Inflation: most recent year					6.62 (16.91)	0 (50.99)	0 (150.32)
D. Freedom to own foreign currency bank accounts						5	5
4. Freedom to Trade Internationally						2.41	5.52
A. Tariffs						5.01	5.01
(i) Revenue from trade taxes (% of trade sector)						5.45 (6.83)	5.45 (6.83)
(ii) Mean tariff rate						5.7 (21.5)	5.7 (21.5)
(iii) Standard deviation of tariff rates						3.89 (15.27)	3.89 (15.27)
B. Regulatory trade barriers						0.46	3.19
(i) Non-tariff trade barriers						0	5.46
(ii) Compliance cost of importing and exporting						0.92	0.92
C. Black-market exchange rates						0	10
D. Controls of the movement of capital and people	0	1.66	2.86	0.6	1.95	4.19	3.89
(i) Financial openness	0	1.66	2.86	0.6	3.01	5.52	5.52
(ii) Capital controls						6.15	6.15
(iii) Freedom of foreigners to visit					0.89	0.89	0
5. Regulation						4.13	4.77
A. Credit market regulations						4.02	4.02
(i) Ownership of banks							
(ii) Private sector credit						8.03	8.03
(iii) Interest rate controls / negative real interest rates						0	0
B. Labor market regulations						3.14	4.44
(i) Hiring regulations and minimum wage						8.33	8.33
(ii) Hiring and firing regulations						0	3.48
(iii) Centralized collective bargaining						0	4.32
(iv) Hours regulations						8	8
(v) Mandated cost of worker dismissal						2.52	2.52
(vi) Conscription						0	0
C. Business regulations						5.22	5.84
(i) Administrative requirements						0	3.69
(ii) Bureaucracy costs						3.56	3.56
(iii) Starting a business						8.71	8.71
(iv) Impartial public administration	3.67	1.43	2.13	2.21	2.39	4.34	4.34
(v) Licensing restrictions						6.76	6.76
(vi) Cost of tax compliance						7.98	7.98

Suriname

	1980	1990	2000	2010	2015	2019	2020
	Rating (Rank)	Rating (Rank)	Rating (Rank)	Rating (Rank)	Rating (Rank)	Rating (Rank)	Rating (Rank)
Summary Ratings (Rank)				6.65 (92)	6.37 (112)	6 (134)	5.81 (143)
	Rating (Data)	Rating (Data)	Rating (Data)	Rating (Data)	Rating (Data)	Rating (Data)	Rating (Data)
1. Size of Government				6.6	5.68	5.75	6.16
A. Government consumption				3.81 (27.05)	1.73 (34.11)	4.16 (25.86)	5.82 (20.2)
B. Transfers and subsidies				8.99 (4.21)	8.58 (5.69)	8.58 (5.69)	8.58 (5.69)
C. Government investment				7.84 (22.57)	7.84 (22.57)		
D. Top marginal tax rate					5	5	5
(i) Top marginal income tax rate					5 (38)	5 (38)	5 (38)
(ii) Top marginal income and payroll tax rate					5 (40)	5 (40)	5 (40)
E. State ownership of assets	5.77	5.77	5.77	5.77	5.25	5.25	5.25
2. Legal System and Property Rights	4.39	5.21	6.93	4.73	5.07	4.47	4.55
A. Judicial independence	6.58	6.56	7.6	6.29	5.83	5.47	5.53
B. Impartial courts	8.06	6.53	7.11	5.26	5.95	5.5	5.44
C. Protection of property rights			8.8	4.42	5.56	5.56	5.56
D. Military interference in rule of law and politics		5	5	5	5	5	5
E. Integrity of the legal system	3.28	3.37	5.1	5.1	5.16	4.96	5.56
F. Legal enforcement of contracts			6.12	5	2.75	2.75	2.75
G. Regulatory restrictions on sale of real property			8.88	1.74	3.49	4.46	4.46
H. Reliability of police			8.54	6.18	8.01	3.16	3.16
<i>Gender Legal Rights Adjustment</i>	0.47	0.94	0.94	0.94	0.94	0.94	0.94
3. Sound Money				8.83	8.78	7.88	5.69
A. Money growth			0 (152.38)	9.17 (-4.14)	9.28 (3.58)	7.47 (12.65)	6.75 (16.27)
B. Standard deviation of inflation				7.53 (6.17)	7.21 (6.96)	4.93 (12.69)	3 (17.49)
C. Inflation: most recent year				8.61 (6.94)	8.62 (6.9)	9.12 (4.39)	3.02 (34.89)
D. Freedom to own foreign currency bank accounts				10	10	10	10
4. Freedom to Trade Internationally				6.19	5.83	5.55	6.15
A. Tariffs				7.47	7.48	7.48	7.48
(i) Revenue from trade taxes (% of trade sector)				8.37 (2.45)	8.39 (2.42)	8.39 (2.42)	8.39 (2.42)
(ii) Mean tariff rate				7.92 (10.4)	7.92 (10.4)	7.92 (10.4)	7.92 (10.4)
(iii) Standard deviation of tariff rates				6.13 (9.67)	6.13 (9.67)	6.13 (9.67)	6.13 (9.67)
B. Regulatory trade barriers				6.51	3.42	3.42	6.56
(i) Non-tariff trade barriers				6.51	0	0	6.29
(ii) Compliance cost of importing and exporting				6.51	6.83	6.83	6.83
C. Black-market exchange rates				10	10	10	10
D. Controls of the movement of capital and people		1.66	0	0.77	2.43	1.32	0.55
(i) Financial openness		1.66	0	0	0	1.64	1.64
(ii) Capital controls				0	0	0	0
(iii) Freedom of foreigners to visit				2.32	7.3	2.32	0
5. Regulation				6.92	6.51	6.36	6.52
A. Credit market regulations				8.05	8.99	8.99	7.32
(i) Ownership of banks				5	8	8	8
(ii) Private sector credit				9.14	8.97	8.97	8.97
(iii) Interest rate controls / negative real interest rates				10	10	10	5
B. Labor market regulations				7.85	5.98	5.43	7.08
(i) Hiring regulations and minimum wage				10	8.9	5.57	5.57
(ii) Hiring and firing regulations				3.18	0	0	3.48
(iii) Centralized collective bargaining				6.93	0	0	6.41
(iv) Hours regulations				10	10	10	10
(v) Mandated cost of worker dismissal				7.01	7.01	7.01	7.01
(vi) Conscription				10	10	10	10
C. Business regulations				4.86	4.56	4.68	5.16
(i) Administrative requirements				2.99	0	0	2.9
(ii) Bureaucracy costs				3.33	1.33	1.33	1.33
(iii) Starting a business				5.46	6.23	6.9	6.9
(iv) Impartial public administration	2.57	4.49	4.73	4.73	4.78	4.78	4.78
(v) Licensing restrictions				4.87	7.28	7.28	7.28
(vi) Cost of tax compliance				7.77	7.77	7.77	7.77

Sweden

	1980	1990	2000	2010	2015	2019	2020
	Rating (Rank)	Rating (Rank)	Rating (Rank)	Rating (Rank)	Rating (Rank)	Rating (Rank)	Rating (Rank)
Summary Ratings (Rank)	6.73 (18)	7.16 (21)	7.93 (18)	7.89 (15)	7.97 (19)	7.7 (38)	7.56 (33)
	Rating (Data)	Rating (Data)	Rating (Data)	Rating (Data)	Rating (Data)	Rating (Data)	Rating (Data)
1. Size of Government	3.75	4.11	4.75	4.71	4.81	4.67	4.43
A. Government consumption	1.1 (36.25)	1.49 (34.95)	1.68 (34.28)	1.27 (35.69)	1.15 (36.08)	1.05 (36.43)	0.63 (37.87)
B. Transfers and subsidies	3.41 (24.7)	1.99 (29.9)	3.98 (22.59)	4.6 (20.32)	4.64 (20.17)	4.95 (19.02)	4.39 (21.09)
C. Government investment	6.88 (25.91)	9.68 (16.13)	9.11 (18.13)	8.71 (19.51)	9.48 (16.83)	8.57 (20.02)	8.39 (20.65)
D. Top marginal tax rate	0	0	1	1	1	1	1
(i) Top marginal income tax rate	0 (87)	0 (61-68)	2 (51-58)	2 (52-59)	2 (57)	2 (57)	2 (52)
(ii) Top marginal income and payroll tax rate		0 (79-86)	0 (68.4-75.4)	0 (63-69)	0 (67)	0 (67)	0 (63)
E. State ownership of assets	7.37	7.37	7.99	7.99	7.77	7.77	7.77
2. Legal System and Property Rights	8.99	8.32	8.36	8.46	8.42	7.87	7.93
A. Judicial independence	8.32	8.55	8.54	8.68	8.68	8.2	8.2
B. Impartial courts	9.55	9.08	8.9	8.86	8.72	8.24	8.13
C. Protection of property rights		6.57	8.08	8.7	8.87	7.54	7.54
D. Military interference in rule of law and politics	10	10	10	9.17	9.17	9.17	9.17
E. Integrity of the legal system	8.86	8.86	8.86	8.86	8.88	8.38	8.93
F. Legal enforcement of contracts	8.25	6.49	6.37	6.12	6.72	6.11	6.11
G. Regulatory restrictions on sale of real property		8.73	8.73	8.45	8.45	8.45	8.45
H. Reliability of police			7.37	8.86	7.86	6.89	6.89
<i>Gender Legal Rights Adjustment</i>	1	1	1	1	1	1	1
3. Sound Money	7.56	8.03	9.9	9.69	9.85	9.68	9.62
A. Money growth	8.18 (9.11)	9.44 (2.78)	9.94 (0.29)	9.36 (3.21)	9.59 (2.07)	9.25 (3.73)	8.77 (6.17)
B. Standard deviation of inflation	9.41 (1.47)	9.44 (1.4)	9.83 (0.44)	9.65 (0.88)	9.83 (0.43)	9.83 (0.41)	9.82 (0.46)
C. Inflation: most recent year	7.66 (11.72)	8.23 (8.84)	9.82 (0.9)	9.77 (1.16)	9.99 (-0.05)	9.64 (1.78)	9.9 (0.5)
D. Freedom to own foreign currency bank accounts	5	5	10	10	10	10	10
4. Freedom to Trade Internationally	7.5	9.15	9.05	8.42	8.45	8.49	8.13
A. Tariffs	9.02	8.96	9.18	8.34	8.36	8.2	8.03
(i) Revenue from trade taxes (% of trade sector)	9.53 (0.7)	9.73 (0.4)	9.78 (0.33)	9.63 (0.55)	9.1 (1.35)	9.13 (1.3)	8.6 (2.1)
(ii) Mean tariff rate	8.5 (7.5)	9.06 (4.7)	9.52 (2.4)	8.98 (5.1)	8.98 (5.1)	8.98 (5.1)	8.98 (5.1)
(iii) Standard deviation of tariff rates		8.08 (4.8)	8.24 (4.4)	6.41 (8.98)	7 (7.5)	6.49 (8.77)	6.51 (8.72)
B. Regulatory trade barriers			9.32	8.84	8.5	8.48	8.48
(i) Non-tariff trade barriers			8.8	8.56	7.07	7.03	7.03
(ii) Compliance cost of importing and exporting			9.83	9.12	9.92	9.93	9.93
C. Black-market exchange rates	9	10	10	10	10	10	10
D. Controls of the movement of capital and people	4.5	8.5	7.69	6.5	6.94	7.27	6.03
(i) Financial openness	6.99	6.99	10	10	10	10	10
(ii) Capital controls	2	10	5.38	3.08	3.08	3.08	3.08
(iii) Freedom of foreigners to visit				6.42	7.74	8.74	5
5. Regulation	5.85	6.17	7.58	8.18	8.31	7.81	7.67
A. Credit market regulations	7.59	8.39	10	9.98	9.9	9.33	8.99
(i) Ownership of banks	8	8	10	10	10	10	10
(ii) Private sector credit	6.76	7.18	10	9.94	9.71	10	8.98
(iii) Interest rate controls / negative real interest rates	8	10	10	10	10	8	8
B. Labor market regulations	4.11	3.95	4.08	6.43	6.75	6.05	6.05
(i) Hiring regulations and minimum wage			4.41	6.67	6.67	6.67	6.67
(ii) Hiring and firing regulations		3.93	2.18	2.52	3.84	4.31	4.31
(iii) Centralized collective bargaining	4.49	4.49	3.78	3.41	4	4.3	4.3
(iv) Hours regulations	4.84	4.4	3.51	6	6	6	6
(v) Mandated cost of worker dismissal			7.59	10	10	10	10
(vi) Conscription	3	3	3	10	10	5	5
C. Business regulations			8.65	8.14	8.27	8.04	7.97
(i) Administrative requirements			7.27	4.76	5.16	4.59	4.59
(ii) Bureaucracy costs			8.3	7.58	7.56	6.67	6.22
(iii) Starting a business			9.39	9.47	9.73	9.72	9.72
(iv) Impartial public administration	9.65	9.65	9.65	9.53	9.53	9.64	9.64
(v) Licensing restrictions				8.88	9.02	9.01	9.01
(vi) Cost of tax compliance			8.63	8.63	8.63	8.63	8.63

Switzerland

	1980	1990	2000	2010	2015	2019	2020
Summary Ratings (Rank)	Rating (Rank) 8.07 (5)	Rating (Rank) 8.49 (3)	Rating (Rank) 8.85 (1)	Rating (Rank) 8.52 (3)	Rating (Rank) 8.52 (4)	Rating (Rank) 8.49 (4)	Rating (Rank) 8.37 (3)
	Rating (Data)	Rating (Data)	Rating (Data)	Rating (Data)	Rating (Data)	Rating (Data)	Rating (Data)
1. Size of Government	7.61	7.45	7.91	7.9	7.72	7.72	7.52
A. Government consumption	6.86 (16.68)	6.01 (19.55)	7.16 (15.64)	6.55 (17.72)	6.5 (17.9)	6.54 (17.77)	6.21 (18.89)
B. Transfers and subsidies	6.49 (13.4)	5.78 (16)	5.85 (15.75)	5.92 (15.47)	6.06 (14.97)	6.01 (15.15)	5.36 (17.53)
C. Government investment	10 (13.85)	10 (13.77)	10 (12.81)	10 (13.22)	10 (12.66)	10 (11.99)	10 (13)
D. Top marginal tax rate	7	7.5	8	8	7	7	7
(i) Top marginal income tax rate	7 (31-44)	8 (33-43)	9 (31-40)	9 (26-42)	8 (26-43)	8 (26-43)	8 (26-43)
(ii) Top marginal income and payroll tax rate		7 (36-46)	7 (39-48)	7 (35-49)	6 (35-50)	6 (35-50)	6 (35-50)
E. State ownership of assets	7.73	7.96	8.54	9.04	9.04	9.04	9.04
2. Legal System and Property Rights	7.81	8.82	8.94	8.75	8.81	8.68	8.74
A. Judicial independence	8.53	8.81	8.59	8.69	8.76	8.61	8.59
B. Impartial courts	9.38	8.78	8.98	8.51	8.79	8.63	8.54
C. Protection of property rights		8.44	9.17	9.07	9.15	9.04	9.04
D. Military interference in rule of law and politics	10	10	10	10	10	10	10
E. Integrity of the legal system	8.89	8.97	8.97	8.14	8.25	8.25	8.83
F. Legal enforcement of contracts	9	7.52	7.52	7.16	6.67	6.25	6.25
G. Regulatory restrictions on sale of real property		9.24	9.24	9.57	9.6	9.6	9.6
H. Reliability of police			9.06	8.86	9.27	9.05	9.05
<i>Gender Legal Rights Adjustment</i>	0.71	1	1	1	1	1	1
3. Sound Money	9.52	9.6	9.87	9.73	9.76	9.87	9.86
A. Money growth	9.07 (4.66)	9.47 (2.66)	9.97 (0.13)	9.43 (2.86)	9.42 (2.9)	9.75 (1.24)	9.75 (1.24)
B. Standard deviation of inflation	9.55 (1.13)	9.78 (0.55)	9.83 (0.42)	9.64 (0.89)	9.83 (0.42)	9.82 (0.46)	9.82 (0.44)
C. Inflation: most recent year	9.46 (2.71)	9.15 (4.27)	9.69 (1.54)	9.86 (0.7)	9.77 (-1.14)	9.93 (0.36)	9.85 (-0.73)
D. Freedom to own foreign currency bank accounts	10	10	10	10	10	10	10
4. Freedom to Trade Internationally	9.58	9.76	9.46	7.58	7.75	7.89	7.63
A. Tariffs	8.74	9.28	9.92	6.29	6.19	6.24	6.43
(i) Revenue from trade taxes (% of trade sector)	8.4 (2.4)	8.73 (1.9)	9.79 (0.31)	9.22 (1.17)	9.91 (0.14)	9.91 (0.14)	9.9 (0.15)
(ii) Mean tariff rate	9.08 (4.6)	9.12 (4.4)	10 (0)	8.96 (5.2)	8.66 (6.7)	8.8 (6)	8.94 (5.3)
(iii) Standard deviation of tariff rates		10 (0)	9.96 (0.1)	0.68 (23.3)	0 (31.83)	0 (28.08)	0.46 (23.85)
B. Regulatory trade barriers			8.69	7.16	7.86	8.07	8.07
(i) Non-tariff trade barriers			8.22	5.4	5.84	6.22	6.22
(ii) Compliance cost of importing and exporting			9.17	8.93	9.89	9.91	9.91
C. Black-market exchange rates	10	10	10	10	10	10	10
D. Controls of the movement of capital and people	10	10	9.23	6.86	6.94	7.27	6.03
(i) Financial openness			10	10	10	10	10
(ii) Capital controls	10	10	8.46	3.85	3.08	3.08	3.08
(iii) Freedom of foreigners to visit				6.75	7.74	8.74	5
5. Regulation	5.85	6.82	8.05	8.64	8.57	8.27	8.1
A. Credit market regulations	6.69	8.15	9.07	9.33	9.31	9.33	9.04
(i) Ownership of banks	5	5	8	8	8	8	8
(ii) Private sector credit	9.07	9.46	9.2	10	9.93	10	9.11
(iii) Interest rate controls / negative real interest rates	6	10	10	10	10	10	10
B. Labor market regulations	5.01	5.48	6.21	8.19	7.88	6.99	6.99
(i) Hiring regulations and minimum wage			4.56	8.33	10	10	10
(ii) Hiring and firing regulations		7.71	5.62	7.95	7.98	8.04	8.04
(iii) Centralized collective bargaining	6.21	6.21	7.8	7.86	8.28	7.9	7.9
(iv) Hours regulations	5.81	5.01	5.51	10	6	6	6
(v) Mandated cost of worker dismissal			8.79	10	10	10	10
(vi) Conscription	3	3	5	5	5	0	0
C. Business regulations			8.88	8.39	8.52	8.48	8.26
(i) Administrative requirements			7.3	5.23	6.37	6.32	6.32
(ii) Bureaucracy costs			9.08	8.64	8	7.56	6.22
(iii) Starting a business			9.21	9.31	9.57	9.58	9.58
(iv) Impartial public administration	9.1	9.52	9.52	9.52	9.52	9.79	9.79
(v) Licensing restrictions				8.34	8.37	8.37	8.37
(vi) Cost of tax compliance			9.29	9.29	9.29	9.29	9.29

Syrian Arab Republic

	1980	1990	2000	2010	2015	2019	2020
	Rating (Rank)	Rating (Rank)	Rating (Rank)	Rating (Rank)	Rating (Rank)	Rating (Rank)	Rating (Rank)
Summary Ratings (Rank)	3.76 (102)	3.23 (111)	4.88 (117)	5.65 (135)	4.88 (155)	4.8 (160)	4.63 (162)
	Rating (Data)	Rating (Data)	Rating (Data)	Rating (Data)	Rating (Data)	Rating (Data)	Rating (Data)
1. Size of Government	3.31	3.54	4.11	6.17	7.06	6.45	6.25
A. Government consumption	4.17 (25.82)	6.76 (17.03)	7.5 (14.51)	8.11 (12.41)	7.67 (13.93)	7.79 (13.53)	6.82 (16.8)
B. Transfers and subsidies	7.36 (10.2)			8.97 (4.29)	8.97 (4.29)	8.97 (4.29)	8.97 (4.29)
C. Government investment	0 (59.5)	1.43 (44.99)	0 (63.64)	1.92 (43.27)		3.88 (36.43)	3.88 (36.43)
D. Top marginal tax rate				7	7	7	7
(i) Top marginal income tax rate				9 (22)	9 (22)	9 (22)	9 (22)
(ii) Top marginal income and payroll tax rate				5 (39)	5 (38)	5 (38)	5 (38)
E. State ownership of assets	1.71	2.44	4.83	4.83	4.61	4.61	4.61
2. Legal System and Property Rights	2.07	2.55	3.43	3.33	3.09	3.03	3.01
A. Judicial independence	2.97	3.07	3.9	3.27	2.95	3.29	3.26
B. Impartial courts	3.79	4.24	3.88	3.54	3.12	2.05	1.7
C. Protection of property rights			7.58	6.13	5.86	5.86	5.86
D. Military interference in rule of law and politics	1.67	3.33	3.33	3.33	3.33	3.33	3.33
E. Integrity of the legal system	3.31	3.31	5.84	5.83	5.07	5.13	5.36
F. Legal enforcement of contracts		3.22	4.98	5.11	3.22	3.22	3.22
G. Regulatory restrictions on sale of real property		4.49	4.49	4.64	4.09	4.09	4.09
H. Reliability of police			4.83	4.36	5.95	5.95	5.95
<i>Gender Legal Rights Adjustment</i>	0.41	0.41	0.41	0.47	0.47	0.47	0.47
3. Sound Money	8.17	5.49	6.39	7.14	4.81	6.05	6.28
A. Money growth	7.62 (11.9)	7.09 (14.55)	8.86 (5.69)	8.48 (7.58)	9.25 (3.74)	9.25 (3.74)	9.25 (3.74)
B. Standard deviation of inflation	8.56 (3.6)	8.75 (3.13)	7.47 (6.33)	5.95 (10.12)	0 (34.7)	4.95 (12.64)	5.87 (10.33)
C. Inflation: most recent year	6.51 (17.47)	6.13 (19.33)	9.23 (-3.85)	9.12 (4.4)	0 (80)	0 (75)	0 (63)
D. Freedom to own foreign currency bank accounts	10	0	0	5	10	10	10
4. Freedom to Trade Internationally	2.3	1.55	5.06	5.66	4.53	4.23	2.44
A. Tariffs	3.9	4.66	5.17	6.24	5.23	5.23	5.23
(i) Revenue from trade taxes (% of trade sector)	5.27 (7.1)	8.07 (2.9)	7.55 (3.67)	8.37 (2.45)	8.37 (2.45)	8.37 (2.45)	8.37 (2.45)
(ii) Mean tariff rate	2.54 (37.3)	5.92 (20.4)	6.08 (19.6)	7.16 (14.2)	6.7 (16.5)	6.7 (16.5)	6.7 (16.5)
(iii) Standard deviation of tariff rates		0 (27.7)	1.89 (20.28)	3.18 (17.04)	0.63 (23.43)	0.63 (23.43)	0.63 (23.43)
B. Regulatory trade barriers				6.12	4.03	1.41	4.27
(i) Non-tariff trade barriers				4.64	5.24	0	5.72
(ii) Compliance cost of importing and exporting				7.6	2.82	2.81	2.81
C. Black-market exchange rates	3	0	10	10	8.59	9.03	0
D. Controls of the movement of capital and people	0	0	0	0.28	0.28	1.24	0.28
(i) Financial openness	0	0	0	0	0	0	0
(ii) Capital controls	0	0	0	0.83	0.83	0.83	0.83
(iii) Freedom of foreigners to visit				0	0	2.88	0
5. Regulation	2.96	3.01	5.42	5.98	4.89	4.25	5.18
A. Credit market regulations	0.82	0.78	6.17	6.98	5.59	5.59	5.59
(i) Ownership of banks	0	0	0	2	2	2	2
(ii) Private sector credit	1.63	2.33	9.5	8.94	4.76	4.76	4.76
(iii) Interest rate controls / negative real interest rates		0	9	10	10	10	10
B. Labor market regulations			5.37	5.58	5.66	3.87	5.81
(i) Hiring regulations and minimum wage			8.9	6.1	7.23	7.23	7.23
(ii) Hiring and firing regulations				4.27	3.61	0	
(iii) Centralized collective bargaining				7.13	7.14	0	
(iv) Hours regulations			10	6	6	6	6
(v) Mandated cost of worker dismissal			2.58	10	10	10	10
(vi) Conscription	0	0	0	0	0	0	0
C. Business regulations			4.73	5.37	3.42	3.31	4.13
(i) Administrative requirements				2.46	0	0	
(ii) Bureaucracy costs				3.18	1.11	0	0
(iii) Starting a business			4.93	8.99	9.06	9.13	9.13
(iv) Impartial public administration	2.21	3.02	3.02	3.02	0.7	1.17	1.17
(v) Licensing restrictions				8.31			
(vi) Cost of tax compliance			6.23	6.23	6.23	6.23	6.23

Taiwan

	1980	1990	2000	2010	2015	2019	2020
	Rating (Rank)	Rating (Rank)	Rating (Rank)	Rating (Rank)	Rating (Rank)	Rating (Rank)	Rating (Rank)
Summary Ratings (Rank)	5.67 (38)	6.73 (28)	7.37 (33)	7.55 (36)	7.81 (28)	8.1 (14)	7.68 (24)
	Rating (Data)	Rating (Data)	Rating (Data)	Rating (Data)	Rating (Data)	Rating (Data)	Rating (Data)
1. Size of Government	4.79	5.34	6.94	7.24	7.55	7.72	7.63
A. Government consumption	4.82 (23.6)	4.74 (23.9)	5.25 (22.15)	5.33 (21.87)	5.63 (20.87)	5.54 (21.18)	5.18 (22.4)
B. Transfers and subsidies	10 (0.35)	9.87 (0.99)	9.21 (3.4)	9.32 (3)	9.27 (3.17)	9.29 (3.12)	9.18 (3.52)
C. Government investment	0.11 (49.62)	1.05 (46.33)	5.76 (29.85)	7.06 (25.3)	9.34 (16.67)	9.31 (17.43)	9.31 (17.43)
D. Top marginal tax rate	3	5	7	7	6	7	7
(i) Top marginal income tax rate	3 (60)	5 (50)	7 (40)	7 (40)	6 (45)	7 (40)	7 (40)
(ii) Top marginal income and payroll tax rate		5 (50)	7 (40)	7 (40)	6 (45)	7 (40)	7 (40)
E. State ownership of assets	6.03	6.03	7.5	7.5	7.5	7.5	7.5
2. Legal System and Property Rights	4.56	5.29	5.62	6.36	6.99	7.1	7.16
A. Judicial independence	3.6	5.06	6.13	6.34	6.23	6.61	6.48
B. Impartial courts	4.69	6.53	6.43	6.57	6.37	6.43	6.42
C. Protection of property rights		5.92	4.88	5.89	7.67	7.63	7.63
D. Military interference in rule of law and politics	6.67	6.67	6.67	6.67	6.67	6.67	6.67
E. Integrity of the legal system	6.25	7.03	6.52	7.23	7.37	7.53	8.1
F. Legal enforcement of contracts	6.5	5.9	5.9	6.15	6.27	6.25	6.25
G. Regulatory restrictions on sale of real property		7.87	7.87	7.87	7.89	7.89	7.89
H. Reliability of police			6.59	7.35	7.43	7.83	7.83
<i>Gender Legal Rights Adjustment</i>	0.65	0.65	0.76	0.88	1	1	1
3. Sound Money	8.05	9.42	9.46	9.63	9.63	9.74	9.58
A. Money growth	8.24 (8.79)	9.18 (4.09)	9.5 (-2.52)	9.27 (3.65)	9.49 (2.55)	9.74 (1.29)	9.31 (3.47)
B. Standard deviation of inflation	7.76 (5.6)	9.32 (1.71)	9.09 (2.28)	9.46 (1.35)	9.11 (2.23)	9.32 (1.69)	9.57 (1.08)
C. Inflation: most recent year	6.2 (19)	9.18 (4.1)	9.27 (3.67)	9.81 (0.97)	9.94 (-0.3)	9.89 (0.56)	9.46 (2.68)
D. Freedom to own foreign currency bank accounts	10	10	10	10	10	10	10
4. Freedom to Trade Internationally	6.47	7.78	8.74	7.29	7.49	7.89	6.31
A. Tariffs	7.6	8.33	7.98	7.72	7.66	7.25	7.58
(i) Revenue from trade taxes (% of trade sector)	7.6 (3.6)	8.6 (2.1)	8.98 (1.52)	9.64 (0.54)	9.55 (0.67)	9.55 (0.67)	9.52 (0.72)
(ii) Mean tariff rate		8.06 (9.7)	8.24 (8.8)	8.78 (6.1)	8.72 (6.4)	8.68 (6.6)	8.7 (6.5)
(iii) Standard deviation of tariff rates			6.72 (8.2)	4.73 (13.18)	4.7 (13.25)	3.51 (16.24)	4.51 (13.72)
B. Regulatory trade barriers			8.23	7.24	7.1	7.68	7.68
(i) Non-tariff trade barriers			7.13	6.07	6.56	6.59	6.59
(ii) Compliance cost of importing and exporting			9.33	8.41	7.65	8.76	8.76
C. Black-market exchange rates	9.8	10	10	10	10	10	10
D. Controls of the movement of capital and people	2	5		4.2	5.2	6.64	0
(i) Financial openness							
(ii) Capital controls	2	5					
(iii) Freedom of foreigners to visit				4.2	5.2	6.64	0
5. Regulation	4.5	5.8	6.08	7.21	7.41	8.05	7.71
A. Credit market regulations	5.26	6.88	6.72	8.67	8.09	8.08	7.82
(i) Ownership of banks	0	2	2	8	5	5	5
(ii) Private sector credit	7.79	8.63	8.15	8.01	9.26	9.24	8.46
(iii) Interest rate controls / negative real interest rates	8	10	10	10	10	10	10
B. Labor market regulations		4.73	4.02	5.02	5.91	7.73	6.89
(i) Hiring regulations and minimum wage			3.78	2.23	3.33	5.57	5.57
(ii) Hiring and firing regulations		6.26	4.6	4.68	6.36	6.2	6.2
(iii) Centralized collective bargaining		7.93	7.98	7.71	8.26	8.33	8.33
(iv) Hours regulations			6.18	10	10	10	10
(v) Mandated cost of worker dismissal			1.56	2.52	2.52	6.26	6.26
(vi) Conscription	0	0	0	3	5	10	5
C. Business regulations			7.51	7.94	8.24	8.34	8.42
(i) Administrative requirements			7.63	4.63	4.99	4.9	4.9
(ii) Bureaucracy costs			7.35	9.24	10	9.56	9.56
(iii) Starting a business			7.66	9.65	9.66	9.66	9.66
(iv) Impartial public administration	4.31	7.66	8.72	8.09	7.9	8.81	9.27
(v) Licensing restrictions				8.8	9.4	9.58	9.58
(vi) Cost of tax compliance			6.19	7.25	7.52	7.52	7.52

Tajikistan

	1980	1990	2000	2010	2015	2019	2020
	Rating (Rank)	Rating (Rank)	Rating (Rank)	Rating (Rank)	Rating (Rank)	Rating (Rank)	Rating (Rank)
Summary Ratings (Rank)				6.01 (124)	6.08 (124)	6.54 (109)	6.6 (95)
	Rating (Data)	Rating (Data)	Rating (Data)	Rating (Data)	Rating (Data)	Rating (Data)	Rating (Data)
1. Size of Government		0.38	2.48	5.99	5.7	5.74	5.85
A. Government consumption				9.04 (9.26)	7.66 (13.96)	8.01 (12.76)	8.31 (11.75)
B. Transfers and subsidies				9.06 (3.94)	9.06 (3.94)	9.06 (3.94)	9.06 (3.94)
C. Government investment		0 (53.53)	2.02 (42.92)	0 (61.56)	0 (77.52)	0 (60.13)	0 (60.13)
D. Top marginal tax rate				8.5	8.5	8.5	8.5
(i) Top marginal income tax rate				10 (13)	10 (13)	10 (13)	10 (13)
(ii) Top marginal income and payroll tax rate				7 (31)	7 (31)	7 (31)	7 (31)
E. State ownership of assets		0.77	2.93	3.33	3.26	3.14	3.39
2. Legal System and Property Rights	3.57	3.45	4.71	4.69	4.56	4.75	4.75
A. Judicial independence	4.37	4.26	3.92	3.99	4.51	4.15	4.51
B. Impartial courts	3.68	3.39	3.04	3.34	3.6	3.94	3.95
C. Protection of property rights			4.05	4.16	4.72	4.83	4.83
D. Military interference in rule of law and politics			6.67	5.8			
E. Integrity of the legal system	3.69	3.69	5.68	5.43	1.69	2.27	1.92
F. Legal enforcement of contracts			6.11	5.67	5.67	5.67	5.67
G. Regulatory restrictions on sale of real property			7.17	7.56	8.41	8.46	8.46
H. Reliability of police			4.68	5.15	6.37	5.99	5.99
<i>Gender Legal Rights Adjustment</i>	0.82	0.82	0.82	0.82	0.82	0.88	0.88
3. Sound Money				7.49	7.85	8.94	9.15
A. Money growth			0 (157.38)	9.74 (-1.31)	9.74 (-1.31)	8.18 (9.12)	8.78 (6.09)
B. Standard deviation of inflation				6.51 (8.72)	7.81 (5.49)	9.14 (2.14)	9.52 (1.19)
C. Inflation: most recent year				8.72 (6.42)	8.86 (5.71)	8.44 (7.79)	8.28 (8.6)
D. Freedom to own foreign currency bank accounts				5	5	10	10
4. Freedom to Trade Internationally				5.48	5.98	6.55	6.45
A. Tariffs				8.38	8.5	8.44	8.44
(i) Revenue from trade taxes (% of trade sector)				9.19 (1.22)	9.19 (1.22)	9.19 (1.22)	9.19 (1.22)
(ii) Mean tariff rate				8.44 (7.8)	8.48 (7.6)	8.46 (7.7)	8.46 (7.7)
(iii) Standard deviation of tariff rates				7.5 (6.24)	7.84 (5.4)	7.66 (5.85)	7.66 (5.85)
B. Regulatory trade barriers				2.38	4.33	4.93	4.93
(i) Non-tariff trade barriers				4.75	5.21	5.32	5.32
(ii) Compliance cost of importing and exporting				0	3.45	4.54	4.54
C. Black-market exchange rates				10	10	10	10
D. Controls of the movement of capital and people			1.66	1.18	1.1	2.82	2.45
(i) Financial openness			1.66	1.66	0	1.2	1.2
(ii) Capital controls				0.77	2.31	6.15	6.15
(iii) Freedom of foreigners to visit				1.11	1	1.11	0
5. Regulation				6.4	6.32	6.71	6.79
A. Credit market regulations				8.33	7.82	8.18	8.49
(i) Ownership of banks				8	8	8	8
(ii) Private sector credit				8.99	7.47	8.53	9.47
(iii) Interest rate controls / negative real interest rates				8	8	8	8
B. Labor market regulations				5.24	5.48	5.76	5.76
(i) Hiring regulations and minimum wage				6.67	5.57	5.57	5.57
(ii) Hiring and firing regulations				5.51	5.8	5.87	5.87
(iii) Centralized collective bargaining				7.11	7.36	7.37	7.37
(iv) Hours regulations				4	6	8	8
(v) Mandated cost of worker dismissal				8.13	8.13	7.76	7.76
(vi) Conscription				0	0	0	0
C. Business regulations				5.62	5.65	6.2	6.12
(i) Administrative requirements				4.85	5.8	5.62	5.62
(ii) Bureaucracy costs				4.24	2.67	3.11	2.89
(iii) Starting a business				8.88	9.12	9.59	9.59
(iv) Impartial public administration		5.64	2.09	2.59	2.22	3.06	2.77
(v) Licensing restrictions				5.66	6.97	8.35	8.35
(vi) Cost of tax compliance				7.49	7.11	7.49	7.49

Tanzania

	1980	1990	2000	2010	2015	2019	2020
	Rating (Rank)	Rating (Rank)	Rating (Rank)	Rating (Rank)	Rating (Rank)	Rating (Rank)	Rating (Rank)
Summary Ratings (Rank)	4.52 (83)	4.33 (100)	6.33 (78)	6.66 (91)	6.8 (88)	6.58 (107)	6.55 (99)
	Rating (Data)	Rating (Data)	Rating (Data)	Rating (Data)	Rating (Data)	Rating (Data)	Rating (Data)
1. Size of Government	6.37	4.62	7.23	6.82	7.31	6.11	5.97
A. Government consumption	7.5 (14.5)	6.75 (17.06)	9.04 (9.25)	7.78 (13.56)	7.81 (13.45)	8.32 (11.71)	8.13 (12.37)
B. Transfers and subsidies	10 (0)			8.05 (7.64)	8.07 (7.58)	7.99 (7.86)	7.99 (7.86)
C. Government investment	5.58 (30.48)	2.69 (40.58)	7.35 (24.29)	5.91 (29.3)	7.83 (22.58)	3.55 (37.59)	3.05 (39.31)
D. Top marginal tax rate		2	5	5.5	6	6	6
(i) Top marginal income tax rate		3 (50)	7 (31)	8 (30)	8 (30)	8 (30)	8 (30)
(ii) Top marginal income and payroll tax rate		1 (57)	3 (46)	3 (48)	4 (45)	4 (45)	4 (45)
E. State ownership of assets	2.41	7.03	7.52	6.85	6.85	4.68	4.68
2. Legal System and Property Rights	6.38	5.84	5.23	5.3	5.53	5.35	5.39
A. Judicial independence	6.23	6.21	6.13	5.58	5.72	5.4	5.64
B. Impartial courts	5.7	4.53	4.68	4.49	4.59	4.67	4.46
C. Protection of property rights			4.15	4.6	4.93	4.83	4.83
D. Military interference in rule of law and politics	10	8.33	6.67	6.67	6.67	5.83	5.83
E. Integrity of the legal system	5.17	5.97	6.69	6.72	6.67	6.84	7.14
F. Legal enforcement of contracts		6.11	5.81	5.18	5.71	5.71	5.71
G. Regulatory restrictions on sale of real property		6.11	6.11	7.17	7.29	7.02	7.02
H. Reliability of police			4.19	4.62	5.45	5.16	5.16
<i>Gender Legal Rights Adjustment</i>	0.88	0.88	0.88	0.88	0.88	0.88	0.88
3. Sound Money	3.5	4.78	7.49	7.81	7.97	8.37	8.34
A. Money growth			8.3 (8.49)	7.92 (10.4)	9.02 (4.91)	9.82 (-0.9)	10 (0)
B. Standard deviation of inflation	6.54 (8.66)	8.7 (3.26)	7.83 (5.43)	9.54 (1.14)	8.97 (2.58)	9.34 (1.65)	9.03 (2.42)
C. Inflation: most recent year	3.96 (30.2)	5.64 (21.82)	8.82 (5.92)	8.76 (6.2)	8.88 (5.59)	9.31 (3.45)	9.34 (3.29)
D. Freedom to own foreign currency bank accounts	0	0	5	5	5	5	5
4. Freedom to Trade Internationally	1.9	1.79	5.92	6.33	5.99	6.02	6.02
A. Tariffs	4.87	4.53	4.96	7.14	7.11	6.78	6.78
(i) Revenue from trade taxes (% of trade sector)	4.87 (7.7)	5 (7.5)	2.07 (11.9)	8.61 (2.09)	8.82 (1.76)	7.95 (3.08)	7.95 (3.08)
(ii) Mean tariff rate		4.06 (29.7)	6.18 (19.1)	7.5 (12.5)	7.42 (12.9)	7.38 (13.1)	7.38 (13.1)
(iii) Standard deviation of tariff rates			6.64 (8.4)	5.3 (11.75)	5.1 (12.26)	5.02 (12.45)	5.02 (12.45)
B. Regulatory trade barriers			7.5	6.14	2.98	2.91	2.91
(i) Non-tariff trade barriers				5.12	5.16	5.03	5.03
(ii) Compliance cost of importing and exporting			7.5	7.16	0.8	0.8	0.8
C. Black-market exchange rates	0	0	10	10	10	10	10
D. Controls of the movement of capital and people	0.83	0.83	1.21	2.03	3.89	4.39	4.39
(i) Financial openness	1.66	1.66	1.66	1.66	1.66	1.64	1.64
(ii) Capital controls	0	0	0.77	0	0	1.54	1.54
(iii) Freedom of foreigners to visit				4.43	10	10	10
5. Regulation	4.45	4.62	5.77	7.06	7.19	7.03	7.03
A. Credit market regulations	1.64	3.74	4.5	9.68	8.79	8.42	8.44
(i) Ownership of banks	0	0	0	10	8	8	8
(ii) Private sector credit	0.93	7.21	4.51	9.04	8.37	8.27	8.31
(iii) Interest rate controls / negative real interest rates	4	4	9	10	10	9	9
B. Labor market regulations			5.76	5.71	6.63	6.6	6.6
(i) Hiring regulations and minimum wage			2.2	1.1	5.57	5.57	5.57
(ii) Hiring and firing regulations			4	4.66	4.55	4.82	4.82
(iii) Centralized collective bargaining			6.33	5.21	6.38	5.95	5.95
(iv) Hours regulations			8.7	10	10	10	10
(v) Mandated cost of worker dismissal			8.33	8.27	8.27	8.27	8.27
(vi) Conscription	10	5	5	5	5	5	5
C. Business regulations			7.05	5.81	6.16	6.08	6.04
(i) Administrative requirements				3.95	4.2	4.61	4.61
(ii) Bureaucracy costs				4.09	2.44	1.56	1.33
(iii) Starting a business			7.04	8.77	8.94	8.63	8.63
(iv) Impartial public administration	4.72	5.13	6.02	6.1	5.97	6.1	6.1
(v) Licensing restrictions				3.86	7.57	7.91	7.91
(vi) Cost of tax compliance			8.07	8.07	7.81	7.68	7.68

Thailand

	1980	1990	2000	2010	2015	2019	2020
	Rating (Rank)	Rating (Rank)	Rating (Rank)	Rating (Rank)	Rating (Rank)	Rating (Rank)	Rating (Rank)
Summary Ratings (Rank)	5.49 (44)	6.48 (32)	6.48 (73)	6.58 (97)	6.8 (88)	6.91 (88)	6.78 (86)
	Rating (Data)	Rating (Data)	Rating (Data)	Rating (Data)	Rating (Data)	Rating (Data)	Rating (Data)
1. Size of Government	6.3	7.68	6.88	7.2	6.89	7.13	6.91
A. Government consumption	7.11 (15.81)	7.57 (14.26)	6.77 (17)	4.91 (23.32)	4.39 (25.06)	4.54 (24.55)	4.39 (25.09)
B. Transfers and subsidies	9.95 (0.7)	9.86	9.6 (1.96)	9.67 (1.7)	9.22 (3.35)	9.16 (3.6)	8.95 (4.37)
C. Government investment	5.18 (31.86)	9.94 (15.2)	3.59 (37.44)	7 (25.49)	6.96 (25.66)	7.05 (25.32)	6.31 (27.92)
D. Top marginal tax rate	3	4	7	7	7	8	8
(i) Top marginal income tax rate	3 (60)	4 (55)	7 (37)	7 (37)	7 (35)	8 (35)	8 (35)
(ii) Top marginal income and payroll tax rate		4 (55)	7 (37)	7 (37)	7 (35)	8 (35)	8 (35)
E. State ownership of assets	6.28	7.03	7.43	7.43	6.9	6.9	6.9
2. Legal System and Property Rights	4.31	4.88	5.84	5.08	5.08	4.92	4.96
A. Judicial independence	5.49	5.78	5.86	5.55	5.44	5.41	5.41
B. Impartial courts	5.23	5.19	5.5	5.09	5.05	5.19	5.03
C. Protection of property rights		3.6	3.73	3.67	5.01	5.54	5.54
D. Military interference in rule of law and politics	1.67	1.67	6.67	5.07	3.33	3.33	3.33
E. Integrity of the legal system	4.33	5.18	6.32	4.26	3.97	3.97	4.47
F. Legal enforcement of contracts	5.5	5.87	5.87	5.8	5.61	5.26	5.26
G. Regulatory restrictions on sale of real property		7.89	7.89	7.89	7.45	7.46	7.46
H. Reliability of police			6.27	4.53	6.01	4.37	4.37
<i>Gender Legal Rights Adjustment</i>	0.94	0.94	0.94	0.94	0.94	0.94	0.94
3. Sound Money	6.16	7.79	6.74	7.1	8.41	8.58	9.78
A. Money growth	8.32 (8.42)	7.96 (10.18)	9.23 (3.87)	9.5 (2.52)	9.43 (2.87)	9.81 (0.94)	9.81 (0.94)
B. Standard deviation of inflation	8.85 (2.87)	9.34 (1.66)	8.06 (4.86)	9.57 (1.08)	9.39 (1.52)	9.67 (0.83)	9.48 (1.31)
C. Inflation: most recent year	7.46 (12.7)	8.85 (5.77)	9.69 (1.57)	9.34 (3.31)	9.82 (-0.9)	9.86 (0.71)	9.83 (-0.85)
D. Freedom to own foreign currency bank accounts	0	5	0	0	5	5	10
4. Freedom to Trade Internationally	5.52	5.43	6.63	6.43	6.68	7.03	6.47
A. Tariffs	4.47	3.21	6.65	7.43	6.95	7.14	7.13
(i) Revenue from trade taxes (% of trade sector)	5.4 (6.9)	6.4 (5.4)	9.06 (1.41)	9.55 (0.68)	9.61 (0.58)	9.65 (0.53)	9.63 (0.55)
(ii) Mean tariff rate	3.54 (32.3)	1.84 (40.8)	6.6 (17)	8.02 (9.9)	7.8 (11)	7.96 (10.2)	7.96 (10.2)
(iii) Standard deviation of tariff rates		1.4 (21.5)	4.28 (14.3)	4.73 (13.17)	3.44 (16.39)	3.8 (15.5)	3.8 (15.5)
B. Regulatory trade barriers			7.03	6.82	6.69	6.84	6.84
(i) Non-tariff trade barriers			5.73	5.45	5.54	5.69	5.69
(ii) Compliance cost of importing and exporting			8.33	8.18	7.84	7.99	7.99
C. Black-market exchange rates	9	10	10	10	10	10	10
D. Controls of the movement of capital and people	3.08	3.08	2.85	1.47	3.09	4.15	1.9
(i) Financial openness	4.16	4.16	4.16	1.66	1.66	4.17	4.17
(ii) Capital controls	2	2	1.54	1.54	1.54	1.54	1.54
(iii) Freedom of foreigners to visit				1.22	6.08	6.75	0
5. Regulation	5.15	6.62	6.33	7.1	6.93	6.88	5.8
A. Credit market regulations	6.67	8.26	8.06	9.26	9.33	9.25	6
(i) Ownership of banks	8	8	5	8	8	8	8
(ii) Private sector credit	8.02	8.78	9.17	9.79	10	9.74	0
(iii) Interest rate controls / negative real interest rates	4	8	10	10	10	10	10
B. Labor market regulations		4.98	4.42	4.96	4.7	4.69	4.69
(i) Hiring regulations and minimum wage			3.94	6.67	5.57	5.57	5.57
(ii) Hiring and firing regulations		7.01	4.6	5.59	5.64	5.57	5.57
(iii) Centralized collective bargaining	7.93	7.93	6.45	6.14	5.63	5.64	5.64
(iv) Hours regulations			6.51	10	10	10	10
(v) Mandated cost of worker dismissal			4.99	1.37	1.37	1.37	1.37
(vi) Conscription	0	0	0	0	0	0	0
C. Business regulations			6.53	7.09	6.76	6.71	6.71
(i) Administrative requirements			6.88	4.28	4.19	4.58	4.58
(ii) Bureaucracy costs			3.98	9.24	9.56	6.67	6.67
(iii) Starting a business			8.87	9.01	9.11	9.78	9.78
(iv) Impartial public administration	3.99	5.03	5.87	4.61	1.46	2.72	2.72
(v) Licensing restrictions				8.34	9.24	9.08	9.08
(vi) Cost of tax compliance			7.04	7.04	7.02	7.43	7.43

Timor-Leste

	1980	1990	2000	2010	2015	2019	2020
	Rating (Rank)	Rating (Rank)	Rating (Rank)	Rating (Rank)	Rating (Rank)	Rating (Rank)	Rating (Rank)
Summary Ratings (Rank)				5.56 (138)	6.36 (114)	5.92 (139)	5.94 (136)
	Rating (Data)	Rating (Data)	Rating (Data)	Rating (Data)	Rating (Data)	Rating (Data)	Rating (Data)
1. Size of Government			2.97	3.26	4.73	4.5	4.44
A. Government consumption				0 (58.9)	0 (49.48)	0 (46.59)	0 (46.95)
B. Transfers and subsidies				6.86 (12.01)	7.48 (9.76)	7.7 (8.95)	7.7 (8.95)
C. Government investment			0 (76.78)	0 (62.27)	0 (78.53)	0 (77.28)	0 (70.23)
D. Top marginal tax rate					10	10	10
(i) Top marginal income tax rate					10 (10)	10 (10)	10 (10)
(ii) Top marginal income and payroll tax rate					10 (10)	10 (10)	10 (10)
E. State ownership of assets	3.93	4.73	5.94	6.18	6.18	4.83	4.5
2. Legal System and Property Rights	4.16	3.94	3.06	2.71	3.28	3.37	3.47
A. Judicial independence	6.34	6.29	5.87	5.91	5.85	5.93	5.91
B. Impartial courts	7.53	6.8	5.93	4.65	4.48	4.57	4.51
C. Protection of property rights			2.67	2.99	3.02	3.02	3.02
D. Military interference in rule of law and politics				4.2			
E. Integrity of the legal system	2.45	2.37	5.37	5.21	5.31	5.33	5.99
F. Legal enforcement of contracts			3.15	0	0	0	0
G. Regulatory restrictions on sale of real property			0.73	0	0		
H. Reliability of police			4.33	4.33	4.29	1.4	1.4
<i>Gender Legal Rights Adjustment</i>	0.53	0.53	0.53	0.59	1	1	1
3. Sound Money				8.61	9	8.72	8.33
A. Money growth			0 (160.38)	7.11 (14.47)	8.84 (5.82)	9.62 (1.88)	9.62 (1.88)
B. Standard deviation of inflation				8.67 (3.33)	7.27 (6.82)	5.44 (11.4)	3.78 (15.56)
C. Inflation: most recent year				8.65 (6.77)	9.87 (0.63)	9.81 (0.96)	9.9 (0.5)
D. Freedom to own foreign currency bank accounts				10	10	10	10
4. Freedom to Trade Internationally					7.56	7.85	7.28
A. Tariffs					9.56	9.65	9.65
(i) Revenue from trade taxes (% of trade sector)					9.17 (1.25)	9.45 (0.83)	9.45 (0.83)
(ii) Mean tariff rate					9.5 (2.5)	9.5 (2.5)	9.5 (2.5)
(iii) Standard deviation of tariff rates					10 (0)	10 (0)	10 (0)
B. Regulatory trade barriers				5.99	4.67	2.52	5.22
(i) Non-tariff trade barriers				5.53	4.29	0	5.4
(ii) Compliance cost of importing and exporting				6.44	5.05	5.05	5.05
C. Black-market exchange rates						10	10
D. Controls of the movement of capital and people				8.33	8.46	9.23	4.23
(i) Financial openness							
(ii) Capital controls				8.33	8.46	8.46	8.46
(iii) Freedom of foreigners to visit						10	0
5. Regulation				7.68	7.23	5.15	6.19
A. Credit market regulations				9.5	9.5	5.02	5.02
(i) Ownership of banks							
(ii) Private sector credit				10	10	1.04	1.04
(iii) Interest rate controls / negative real interest rates				9	9	9	9
B. Labor market regulations				7.71	6.69	4.29	6.47
(i) Hiring regulations and minimum wage				6.67	2.23	2.23	2.23
(ii) Hiring and firing regulations				4.01	4.16	0	5.73
(iii) Centralized collective bargaining				5.57	5.75	0	7.36
(iv) Hours regulations				10	8	8	8
(v) Mandated cost of worker dismissal				10	10	5.51	5.51
(vi) Conscription				10	10	10	10
C. Business regulations				5.84	5.5	6.14	7.07
(i) Administrative requirements				3.56	0	0	5.58
(ii) Bureaucracy costs				5.15	4	5.56	5.56
(iii) Starting a business				5.91	8.85	9.58	9.58
(iv) Impartial public administration	1.63	1.63	7.89	6.51	5.73	6.8	6.8
(v) Licensing restrictions				6.99	7.54	7.54	7.54
(vi) Cost of tax compliance				6.91	6.91	7.38	7.38

Togo

	1980	1990	2000	2010	2015	2019	2020
	Rating (Rank)	Rating (Rank)	Rating (Rank)	Rating (Rank)	Rating (Rank)	Rating (Rank)	Rating (Rank)
Summary Ratings (Rank)	4.17 (97)	5.13 (80)	5.67 (102)	5.49 (140)	5.85 (135)	6.07 (131)	6.19 (121)
	Rating (Data)	Rating (Data)	Rating (Data)	Rating (Data)	Rating (Data)	Rating (Data)	Rating (Data)
1. Size of Government	2.87	6.41	7.8	6.47	6.78	7.43	6.79
A. Government consumption	3.2 (29.11)	6.87 (16.65)	8.88 (9.82)	9.06 (9.2)	5.87 (20.05)	7.17 (15.63)	7.03 (16.11)
B. Transfers and subsidies				8.95 (4.34)	9.59 (2.02)	9.83 (1.13)	9.83 (1.13)
C. Government investment	0 (96.91)	6.07 (28.75)	8.22 (21.22)	1.78 (43.75)	4.68 (33.61)	6.37 (27.7)	3.35 (38.29)
D. Top marginal tax rate					7	7	7
(i) Top marginal income tax rate					7 (35)	7 (35)	7 (35)
(ii) Top marginal income and payroll tax rate							
E. State ownership of assets	5.41	6.29	6.29	6.09	6.77	6.77	6.77
2. Legal System and Property Rights	2.72	2.32	2.83	3.62	4.35	5.1	5.1
A. Judicial independence	2.92	3.1	4.27	4.93	4.72	4.56	4.66
B. Impartial courts	3.66	3.49	4.25	3.33	3.58	3.77	3.23
C. Protection of property rights			4.53	5.84	5.84	6.16	6.48
D. Military interference in rule of law and politics	3.33	3.33	1.67	3.47	3.47	4.17	4.17
E. Integrity of the legal system	2.86	2.8	4.2	4.43	4.39	4.32	4.42
F. Legal enforcement of contracts		3.15	3.15	3.15	3.9	3.9	3.9
G. Regulatory restrictions on sale of real property		0.43	0.43	0.73	1.98	8.81	8.81
H. Reliability of police			4.02	6.95	6.95		
<i>Gender Legal Rights Adjustment</i>	0.71	0.71	0.71	0.76	1	1	1
3. Sound Money	5.48	7.09	6.6	6.61	6.82	7.21	7.18
A. Money growth	8.45 (7.73)	9.58 (-2.09)	9.11 (4.45)	7.98 (10.12)	8.72 (6.41)	9.5 (2.52)	9.46 (2.68)
B. Standard deviation of inflation	5.56 (11.11)	9.37 (1.58)	7.65 (5.88)	8.84 (2.91)	8.92 (2.69)	9.5 (1.25)	9.61 (0.98)
C. Inflation: most recent year	7.91 (10.47)	9.4 (2.98)	9.62 (1.89)	9.63 (1.83)	9.64 (1.79)	9.86 (0.69)	9.63 (1.83)
D. Freedom to own foreign currency bank accounts	0	0	0	0	0	0	0
4. Freedom to Trade Internationally	4.05	4.63	6.14	6.17	5.46	5.03	5.48
A. Tariffs	1.73	3.87	7.6	7.38	7.2	7.06	7.06
(i) Revenue from trade taxes (% of trade sector)	1.73 (12.4)	3.87 (9.2)		7.24 (4.14)	7.01 (4.49)	6.55 (5.17)	6.55 (5.17)
(ii) Mean tariff rate			7.6 (12)	7.62 (11.9)	7.56 (12.2)	7.58 (12.1)	7.58 (12.1)
(iii) Standard deviation of tariff rates				7.29 (6.78)	7.02 (7.44)	7.05 (7.38)	7.05 (7.38)
B. Regulatory trade barriers				6.4	3.29	1.65	4.07
(i) Non-tariff trade barriers						0	4.85
(ii) Compliance cost of importing and exporting				6.4	3.29	3.29	3.29
C. Black-market exchange rates	9.6	9.2	10	10	10	10	10
D. Controls of the movement of capital and people	0.83	0.83	0.83	0.88	1.36	1.39	0.8
(i) Financial openness	1.66	1.66	1.66	1.66	1.66	1.64	1.64
(ii) Capital controls	0	0	0	0.77	0.77	0.77	0.77
(iii) Freedom of foreigners to visit				0.22	1.66	1.77	0
5. Regulation	5.74	5.19	5	4.57	5.82	5.59	6.4
A. Credit market regulations	6.42	6.59	5.78	5	6.96	8.33	8.33
(i) Ownership of banks	2	2	2	5	8	10	10
(ii) Private sector credit	9.26	9.77	9.33	10	7.89	10	10
(iii) Interest rate controls / negative real interest rates	8	8	6	0	5	5	5
B. Labor market regulations			4.27	4.31	4.17	2.78	4.48
(i) Hiring regulations and minimum wage			4.4	1.67	1.67	1.67	1.67
(ii) Hiring and firing regulations						0	4.38
(iii) Centralized collective bargaining						0	5.85
(iv) Hours regulations			6	8	8	8	8
(v) Mandated cost of worker dismissal			6.66	7.57	7.01	7.01	7.01
(vi) Conscription		0	0	0	0	0	0
C. Business regulations			4.95	4.4	6.32	5.66	6.39
(i) Administrative requirements						0	4.38
(ii) Bureaucracy costs				3.48	2.67	4	4
(iii) Starting a business			4.3	3.86	8.95	9.81	9.81
(iv) Impartial public administration	6.71	7.25	3.57	3.62	4.19	3.76	3.76
(v) Licensing restrictions				4.08	8.23	8.15	8.15
(vi) Cost of tax compliance			6.97	6.97	7.58	8.22	8.22

Trinidad and Tobago

	1980	1990	2000	2010	2015	2019	2020
Summary Ratings (Rank)	Rating (Rank) 5.45 (47)	Rating (Rank) 5.64 (57)	Rating (Rank) 7.34 (34)	Rating (Rank) 7.06 (67)	Rating (Rank) 6.92 (85)	Rating (Rank) 7.22 (71)	Rating (Rank) 7.01 (72)
	Rating (Data)	Rating (Data)	Rating (Data)	Rating (Data)	Rating (Data)	Rating (Data)	Rating (Data)
1. Size of Government	6.67	6.77	7.01	6.31	6.37	6.91	6.91
A. Government consumption	5.64 (20.81)	6.81 (16.84)	6.74 (17.1)	5.74 (20.49)	5.88 (20.02)	6 (19.59)	6 (19.6)
B. Transfers and subsidies	8.5 (6)	7.41 (10)	8.45 (6.2)	6.63 (12.85)	6.04 (15.04)	7.26 (10.57)	7.26 (10.57)
C. Government investment							
D. Top marginal tax rate		7	7	7	7	7.5	7.5
(i) Top marginal income tax rate		7 (35)	7 (35)	9 (25)	9 (25)	9 (30)	9 (30)
(ii) Top marginal income and payroll tax rate		7 (35)	7 (35)	5 (39)	5 (40)	6 (45)	6 (45)
E. State ownership of assets	5.87	5.87	5.87	5.87	6.58	6.88	6.88
2. Legal System and Property Rights	6.4	6.15	5.12	5.11	5.16	5.23	5.31
A. Judicial independence	7.28	7.16	7.2	6.74	6.63	6.59	6.59
B. Impartial courts	8.61	7.1	6.71	5.78	5.51	5.35	5.15
C. Protection of property rights		5.3	5.3	4.96	5.12	5.45	5.45
D. Military interference in rule of law and politics	6.67	6.67	8.33	8.33	8.33	8.33	8.33
E. Integrity of the legal system	6.46	6.42	6.42	5.19	4.77	4.61	5.46
F. Legal enforcement of contracts			2.96	2.96	2.96	2.96	2.96
G. Regulatory restrictions on sale of real property			4.64	4.64	6.24	6.24	6.24
H. Reliability of police			1.93	3.51	2.93	3.59	3.59
<i>Gender Legal Rights Adjustment</i>	0.76	0.88	0.88	0.94	0.94	0.94	0.94
3. Sound Money	4.52	5.99	9.07	8.28	8.44	9.26	9.52
A. Money growth	7.69 (11.56)	9.26 (3.72)	8.98 (5.12)	9.1 (4.5)	8.84 (5.78)	9.63 (1.87)	9.38 (3.11)
B. Standard deviation of inflation	5.89 (10.27)	7.81 (5.47)	8.02 (4.95)	6.12 (9.7)	5.86 (10.36)	7.6 (6.01)	8.83 (2.92)
C. Inflation: most recent year	4.49 (27.53)	6.9 (15.49)	9.29 (3.56)	7.89 (10.55)	9.07 (4.66)	9.8	9.88 (0.6)
D. Freedom to own foreign currency bank accounts	0	0	10	10	10	10	10
4. Freedom to Trade Internationally	3.38	2.98	7.72	7.95	8.14	7.94	6.58
A. Tariffs	7.87	6.12	5.4	7.64	7.52	7.52	7.52
(i) Revenue from trade taxes (% of trade sector)	7.87 (3.2)	8.2 (2.7)	3.2 (10.2)	8.95 (1.57)	8.9 (1.65)	8.9 (1.65)	8.9 (1.65)
(ii) Mean tariff rate		6.28 (18.6)	6.32 (18.4)	8.5 (7.5)	7.86 (10.7)	8.38 (8.1)	8.38 (8.1)
(iii) Standard deviation of tariff rates		3.88 (15.3)	6.68 (8.3)	5.47 (11.33)	5.81 (10.49)	5.27 (11.83)	5.27 (11.83)
B. Regulatory trade barriers			7.02	6.93	6.31	6.05	6.05
(i) Non-tariff trade barriers			6.2	6.06	6.43	5.93	5.93
(ii) Compliance cost of importing and exporting			7.83	7.8	6.18	6.18	6.18
C. Black-market exchange rates	0.2	2	10	10	10	10	7.91
D. Controls of the movement of capital and people	2.08	0.83	8.46	7.23	8.72	8.17	4.84
(i) Financial openness	4.16	1.66	10	10	10	8.36	8.36
(ii) Capital controls	0	0	6.92	6.15	6.15	6.15	6.15
(iii) Freedom of foreigners to visit				5.53	10	10	0
5. Regulation	6.29	6.32	7.76	7.64	6.47	6.77	6.75
A. Credit market regulations	6.9	7.24	8.52	8.85	5	6	6
(i) Ownership of banks	5	8	8	8	5	8	8
(ii) Private sector credit	8.81	7.71	8.56	9.54	0	0	0
(iii) Interest rate controls / negative real interest rates		6	9	9	10	10	10
B. Labor market regulations			7.15	7.5	7.62	7.47	7.47
(i) Hiring regulations and minimum wage			5.34	10	10	10	10
(ii) Hiring and firing regulations			5.8	4.59	4.53	3.62	3.62
(iii) Centralized collective bargaining			7.47	5.3	6.06	6.05	6.05
(iv) Hours regulations				10	10	10	10
(v) Mandated cost of worker dismissal				5.14	5.14	5.14	5.14
(vi) Conscription	10	10	10	10	10	10	10
C. Business regulations			7.6	6.56	6.8	6.85	6.77
(i) Administrative requirements			7.47	4.04	3.74	3.46	3.46
(ii) Bureaucracy costs			7.7	6.97	6.67	6.44	6.44
(iii) Starting a business				8.61	9.66	9.66	9.66
(iv) Impartial public administration	6.5	6.5	6.5	6.04	6.3	7.1	6.66
(v) Licensing restrictions				6.06	6.79	6.78	6.78
(vi) Cost of tax compliance			8.72	7.65	7.65	7.65	7.65

Tunisia

	1980	1990	2000	2010	2015	2019	2020
	Rating (Rank)	Rating (Rank)	Rating (Rank)	Rating (Rank)	Rating (Rank)	Rating (Rank)	Rating (Rank)
Summary Ratings (Rank)	4.9 (67)	5.39 (65)	6.42 (76)	6.25 (113)	6.27 (117)	5.94 (136)	6.09 (128)
	Rating (Data)	Rating (Data)	Rating (Data)	Rating (Data)	Rating (Data)	Rating (Data)	Rating (Data)
1. Size of Government	4.61	5.97	7.5	6.27	6.25	5.18	5.18
A. Government consumption	6.17 (19.03)	5.75 (20.45)	5.74 (20.5)	5.6 (20.95)	5.41 (21.6)	5.27 (22.09)	5.27 (22.09)
B. Transfers and subsidies	8.61 (5.6)	7.68 (9)	8.1 (7.47)	7 (11.5)	6.41 (13.67)	6.41 (13.67)	6.41 (13.67)
C. Government investment	0 (53.07)	4.04 (35.85)	9.72 (15.97)	6.65 (26.73)	7.58 (23.45)	4.67 (33.65)	4.67 (33.65)
D. Top marginal tax rate	2			5.5	5.5	3.5	3.5
(i) Top marginal income tax rate	2 (62.3)			7 (35)	7 (35)	5 (36)	5 (36)
(ii) Top marginal income and payroll tax rate				4 (50.65)	4 (44)	2 (53)	2 (53)
E. State ownership of assets	6.25	6.42	6.42	6.58	6.32	6.03	6.03
2. Legal System and Property Rights	5.01	4.08	5.15	5.01	5.1	5.04	5.08
A. Judicial independence	5.17	4.36	5.1	4.76	5.67	5.64	5.62
B. Impartial courts	7.5	4.03	4.92	4.85	4.74	4.83	4.69
C. Protection of property rights			6.42	6.48	5.87	5.57	5.57
D. Military interference in rule of law and politics	6.67	5	6.67	6.67	6.67	5.83	5.83
E. Integrity of the legal system	4.17	3.33	5.83	6.27	7.28	7.43	7.89
F. Legal enforcement of contracts		4.88	4.82	4.82	4.88	4.88	4.88
G. Regulatory restrictions on sale of real property		7.11	7.11	7.26	7.26	7.33	7.33
H. Reliability of police			7.43	5.93	5.49	5.78	5.78
<i>Gender Legal Rights Adjustment</i>	0.71	0.71	0.71	0.71	0.71	0.71	0.71
3. Sound Money	6.16	6.68	6.97	6.83	7.03	6.71	8.01
A. Money growth	8.59 (7.06)	8.42 (7.91)	8.72 (6.42)	8.78 (6.12)	9.41 (2.97)	8.78 (6.09)	8.54 (7.31)
B. Standard deviation of inflation	8.63 (3.43)	9.2 (2)	9.75 (0.62)	9.44 (1.41)	9.67 (0.83)	9.41 (1.47)	9.64 (0.89)
C. Inflation: most recent year	7.44 (12.8)	9.1 (4.48)	9.41 (2.93)	9.12 (4.42)	9.03 (4.86)	8.66 (6.72)	8.87 (5.63)
D. Freedom to own foreign currency bank accounts	0	0	0	0	0	0	5
4. Freedom to Trade Internationally	3.86	4.98	6.14	6	6.5	6.31	5.7
A. Tariffs	4.36	4.71	5.53	6.91	6.97	7.26	7.26
(i) Revenue from trade taxes (% of trade sector)	4 (9)	3.67 (9.5)	7.75 (3.37)	8.86 (1.71)	8.83 (1.75)	8.83 (1.75)	8.83 (1.75)
(ii) Mean tariff rate	4.72 (26.4)	4.5 (27.5)	3.88 (30.6)	6.7 (16.5)	6.9 (15.5)	7.68 (11.6)	7.68 (11.6)
(iii) Standard deviation of tariff rates		5.96 (10.1)	4.96 (12.6)	5.18 (12.05)	5.16 (12.09)	5.27 (11.83)	5.27 (11.83)
B. Regulatory trade barriers			7.83	6.89	5.86	6.63	6.63
(i) Non-tariff trade barriers				5.77	4.47	5.16	5.16
(ii) Compliance cost of importing and exporting			7.83	8.01	7.26	8.09	8.09
C. Black-market exchange rates	6.4	8.4	10	7.05	9.24	7.28	8.1
D. Controls of the movement of capital and people	0.83	1.83	1.21	3.13	3.94	4.09	0.8
(i) Financial openness	1.66	1.66	1.66	1.66	1.66	1.64	1.64
(ii) Capital controls	0	2	0.77	0.77	0.77	0.77	0.77
(iii) Freedom of foreigners to visit				6.97	9.4	9.85	0
5. Regulation	4.87	5.21	6.32	7.14	6.47	6.46	6.48
A. Credit market regulations	4.89	7.21	6.96	8.12	7.21	6.83	6.83
(i) Ownership of banks	2	5	5	5	5	5	5
(ii) Private sector credit	8.68	8.63	8.92	9.35	6.63	5.49	5.49
(iii) Interest rate controls / negative real interest rates	4	8		10	10	10	10
B. Labor market regulations			6	6.55	5.38	5.57	5.57
(i) Hiring regulations and minimum wage			7.2	8.33	6.1	6.1	6.1
(ii) Hiring and firing regulations			5	4.89	2.94	3.35	3.35
(iii) Centralized collective bargaining			3.67	5.31	4.71	5.47	5.47
(iv) Hours regulations			8.7	10	10	10	10
(v) Mandated cost of worker dismissal			8.42	7.76	5.51	5.51	5.51
(vi) Conscription	3	3	3	3	3	3	3
C. Business regulations			6.01	6.74	6.83	6.99	7.03
(i) Administrative requirements				4.68	3.32	3.18	3.18
(ii) Bureaucracy costs				5.91	5.11	5.11	5.11
(iii) Starting a business			8.46	9.6	9.6	9.68	9.68
(iv) Impartial public administration	6.14	2.58	2.58	2.86	5.18	6.85	7.09
(v) Licensing restrictions				9.01	9.4	8.74	8.74
(vi) Cost of tax compliance			7	8.39	8.39	8.39	8.39

Turkey

	1980	1990	2000	2010	2015	2019	2020
	Rating (Rank)	Rating (Rank)	Rating (Rank)	Rating (Rank)	Rating (Rank)	Rating (Rank)	Rating (Rank)
Summary Ratings (Rank)	3.69 (104)	5.18 (77)	5.61 (104)	6.97 (74)	6.99 (79)	6.49 (111)	6.48 (112)
	Rating (Data)	Rating (Data)	Rating (Data)	Rating (Data)	Rating (Data)	Rating (Data)	Rating (Data)
1. Size of Government	5.51	6.38	7.22	7.28	7.31	6.53	6.52
A. Government consumption	7.09 (15.89)	7.71 (13.78)	6.93 (16.43)	6.12 (19.19)	6.27 (18.69)	5.46 (21.44)	5.56 (21.1)
B. Transfers and subsidies	8.5 (6)	9.07 (3.9)	9.37 (2.81)	6.16 (14.59)	6.39 (13.77)	6.21 (14.4)	6.04 (15.04)
C. Government investment		5.23 (31.71)	7.38 (24.18)	9.32 (17.37)	10 (13.79)	10 (13.3)	10 (13.3)
D. Top marginal tax rate	0	2.5	5	7	7	5	5
(i) Top marginal income tax rate	0 (75)	4 (50)	6 (45)	7 (35)	7 (35)	7 (35)	6 (40)
(ii) Top marginal income and payroll tax rate		1 (57)	4 (45.5)	7 (35)	7 (35)	3 (48)	4 (48)
E. State ownership of assets	6.45	7.4	7.4	7.79	6.9	6	6
2. Legal System and Property Rights	4.44	5.12	5.05	5.22	5	4.85	4.84
A. Judicial independence	4.69	5.86	5.4	5.2	4.27	3.76	3.74
B. Impartial courts	6.91	6.06	6.03	5.16	4.25	4.21	3.95
C. Protection of property rights		4.25	4.2	5.16	5.59	5.42	5.42
D. Military interference in rule of law and politics	5	6.67	3.33	3.33	3.33	3.33	3.33
E. Integrity of the legal system	5.19	4.66	6.48	5.98	5.12	4.24	4.41
F. Legal enforcement of contracts	4.25	5.58	5.58	5.18	4.54	4.5	4.5
G. Regulatory restrictions on sale of real property		8.9	8.9	8.8	8.55	8.93	8.93
H. Reliability of police			5.87	4.19	5.58	5.58	5.58
<i>Gender Legal Rights Adjustment</i>	0.71	0.71	0.76	0.94	0.94	0.94	0.94
3. Sound Money	0.74	3.73	3.57	8.8	9.08	8.26	8.27
A. Money growth	2.98 (35.1)	1.83 (40.85)	0 (89.33)	8.11 (9.44)	8.29 (8.54)	7.61 (11.95)	6.86 (15.7)
B. Standard deviation of inflation	0 (27.75)	3.11 (17.23)	4.27 (14.33)	8.8 (3)	9.56 (1.1)	8.47 (3.83)	8.67 (3.34)
C. Inflation: most recent year	0 (85.04)	0 (58.21)	0 (54.92)	8.29 (8.57)	8.47 (7.67)	6.96 (15.18)	7.54 (12.28)
D. Freedom to own foreign currency bank accounts	0	10	10	10	10	10	10
4. Freedom to Trade Internationally	3.43	5.4	6.62	7.24	7.12	6.98	6.92
A. Tariffs	3.5	4.53	7.42	6.25	6	6.24	6
(i) Revenue from trade taxes (% of trade sector)	5.8 (6.3)	8.13 (2.8)	9.55 (0.67)	9.57 (0.64)	9.49 (0.76)	9.55 (0.68)	9.42 (0.87)
(ii) Mean tariff rate	1.2 (44)	5.46 (22.7)	8.58 (7.1)	8.02 (9.9)	7.84 (10.8)	8 (10)	7.78 (11.1)
(iii) Standard deviation of tariff rates		0 (35.7)	4.12 (14.7)	1.17 (22.08)	0.67 (23.33)	1.16 (22.1)	0.81 (22.98)
B. Regulatory trade barriers			7.07	6.86	7.4	7.57	7.57
(i) Non-tariff trade barriers			5.63	5.66	6.03	5.56	5.56
(ii) Compliance cost of importing and exporting			8.5	8.05	8.77	9.57	9.57
C. Black-market exchange rates	6.8	9.6	10	10	10	10	10
D. Controls of the movement of capital and people	0	2.08	1.98	5.85	5.07	4.12	4.12
(i) Financial openness	0	4.16	1.66	4.49	4.49	1.64	1.64
(ii) Capital controls	0	0	2.31	3.08	2.31	2.31	2.31
(iii) Freedom of foreigners to visit				10	8.41	8.41	8.41
5. Regulation	4.33	5.28	5.6	6.32	6.44	5.82	5.88
A. Credit market regulations	3.99	5.41	6.14	7.52	8.12	5.62	5.77
(i) Ownership of banks	8	8	8	5	5	5	5
(ii) Private sector credit	3.98	6.22	4.29	7.55	9.36	7.85	8.31
(iii) Interest rate controls / negative real interest rates	0	2		10	10	4	4
B. Labor market regulations		5.16	3.94	4.86	4.51	5.41	5.41
(i) Hiring regulations and minimum wage			3.38	5.57	4.43	5.57	5.57
(ii) Hiring and firing regulations		7.23	5.32	5	4.2	4.26	4.26
(iii) Centralized collective bargaining	7.24	7.24	6.57	7.06	6.88	7.1	7.1
(iv) Hours regulations			6.18	8	8	8	8
(v) Mandated cost of worker dismissal			1.19	2.52	2.52	2.52	2.52
(vi) Conscription	0	1	1	1	1	5	5
C. Business regulations			6.72	6.57	6.7	6.43	6.45
(i) Administrative requirements			7.4	3.34	4.08	4.41	4.41
(ii) Bureaucracy costs			5.15	6.97	6.22	5.33	5.33
(iii) Starting a business			9.45	9.66	9.59	9.71	9.71
(iv) Impartial public administration	2.89	4.02	4.42	4.48	3.53	1.74	1.88
(v) Licensing restrictions				7.48	9.23	9.28	9.28
(vi) Cost of tax compliance			7.15	7.5	7.57	8.09	8.09

Uganda

	1980	1990	2000	2010	2015	2019	2020
	Rating (Rank)	Rating (Rank)	Rating (Rank)	Rating (Rank)	Rating (Rank)	Rating (Rank)	Rating (Rank)
Summary Ratings (Rank)	3.48 (106)	3.03 (116)	7.04 (43)	7.34 (50)	7.36 (57)	7.41 (60)	7.18 (60)
	Rating (Data)	Rating (Data)	Rating (Data)	Rating (Data)	Rating (Data)	Rating (Data)	Rating (Data)
1. Size of Government	7.9	4.4	7.05	8.13	7.95	7.54	7.43
A. Government consumption		9.57 (7.48)	7.5 (14.51)	7.74 (13.69)	8.59 (10.79)	8.54 (10.98)	8.3 (11.78)
B. Transfers and subsidies			8.94 (4.4)	9.89 (0.9)	10 (0.41)	10 (0.16)	10 (0.16)
C. Government investment	10 (12.72)	0.26 (49.09)	5.29 (31.5)	10 (12.46)	9.97 (15.09)	7.81 (22.67)	7.47 (23.84)
D. Top marginal tax rate		2	6.5	6	4	4	4
(i) Top marginal income tax rate		3 (50)	8 (30)	8 (30)	5 (40)	5 (40)	5 (40)
(ii) Top marginal income and payroll tax rate		1 (59)	5 (39.5)	4 (41)	3 (50)	3 (50)	3 (50)
E. State ownership of assets	5.79	5.79	7.03	7.03	7.19	7.37	7.37
2. Legal System and Property Rights	2.12	3.21	3.84	4.42	4.53	4.47	4.56
A. Judicial independence	2.13	4.01	4.64	4.81	4.76	4.66	4.77
B. Impartial courts	2.25	3.37	3.69	4.58	4.36	4.22	4.39
C. Protection of property rights			3.9	5.08	5.18	5.05	5.05
D. Military interference in rule of law and politics	3.33	1.67	3.33	3.33	3.33	3.33	3.33
E. Integrity of the legal system	2.21	2.88	5.49	5.26	5.23	4.83	5.33
F. Legal enforcement of contracts		3.7	4.1	3.9	4.87	4.87	4.87
G. Regulatory restrictions on sale of real property		6.93	6.93	8.14	8.35	7.92	7.92
H. Reliability of police			3.97	4.95	4.98	4.33	4.33
<i>Gender Legal Rights Adjustment</i>	0.71	0.71	0.71	0.76	0.76	0.82	0.82
3. Sound Money	0	0.37	9.19	8.62	8.59	9.44	9.32
A. Money growth			8.29 (8.55)	6.96 (15.2)	9.01 (4.93)	9 (4.99)	8.7 (6.52)
B. Standard deviation of inflation	0 (33.8)	0 (52.4)	9.05 (2.39)	8.32 (4.21)	6.39 (9.03)	9.35 (1.63)	9.36 (1.59)
C. Inflation: most recent year		1.12 (44.38)	9.43 (2.83)	9.2 (3.98)	8.95 (5.23)	9.43 (2.87)	9.24 (3.79)
D. Freedom to own foreign currency bank accounts	0	0	10	10	10	10	10
4. Freedom to Trade Internationally	2.92	2.07	7.67	7.41	7.69	7.76	6.93
A. Tariffs	7.93	3.39	5.43	7.14	6.91	6.48	6.46
(i) Revenue from trade taxes (% of trade sector)	7.93 (3.1)	2.8 (10.8)	2.51 (11.23)	8.61 (2.09)	8.06 (2.91)	7.65 (3.53)	7.65 (3.53)
(ii) Mean tariff rate		3.98 (30.1)	8.34 (8.3)	7.5 (12.5)	7.44 (12.8)	7.3 (13.5)	7.26 (13.7)
(iii) Standard deviation of tariff rates				5.3 (11.75)	5.24 (11.9)	4.49 (13.77)	4.47 (13.84)
B. Regulatory trade barriers			6.33	5.28	4.34	5.09	5.09
(i) Non-tariff trade barriers				5.63	5.96	5.57	5.57
(ii) Compliance cost of importing and exporting			6.33	4.94	2.72	4.62	4.62
C. Black-market exchange rates	0	2	10	10	10	10	10
D. Controls of the movement of capital and people	0.83	0.83	8.93	7.22	9.49	9.49	6.15
(i) Financial openness	1.66	1.66	9.4	10	10	10	10
(ii) Capital controls	0	0	8.46	8.46	8.46	8.46	8.46
(iii) Freedom of foreigners to visit				3.21	10	10	0
5. Regulation	4.48	5.11	7.42	8.1	8.06	7.84	7.67
A. Credit market regulations	2.61	3.23	6.57	9.08	9.11	8.28	7.86
(i) Ownership of banks	2	2	2	10	10	8	8
(ii) Private sector credit	5.84	7.7	8.7	8.23	8.33	7.83	6.58
(iii) Interest rate controls / negative real interest rates	0	0	9	9	9	9	9
B. Labor market regulations			8.6	8.88	8.58	8.63	8.63
(i) Hiring regulations and minimum wage			10	10	10	10	10
(ii) Hiring and firing regulations			6.67	6.73	5.22	5.63	5.63
(iii) Centralized collective bargaining			8.17	8.55	8.27	8.15	8.15
(iv) Hours regulations			8	8	8	8	8
(v) Mandated cost of worker dismissal			8.79	10	10	10	10
(vi) Conscription	10	10	10	10	10	10	10
C. Business regulations			7.09	6.35	6.47	6.6	6.52
(i) Administrative requirements				4.89	4.57	4.48	4.48
(ii) Bureaucracy costs				4.85	3.56	4.22	4.44
(iii) Starting a business			7.75	8.02	8.78	8.81	8.81
(iv) Impartial public administration	2.09	6.54	6.17	5.55	5.22	5.22	4.52
(v) Licensing restrictions				7.17	8.91	9.06	9.06
(vi) Cost of tax compliance			7.34	7.61	7.81	7.81	7.81

Ukraine

	1980	1990	2000	2010	2015	2019	2020
	Rating (Rank)	Rating (Rank)	Rating (Rank)	Rating (Rank)	Rating (Rank)	Rating (Rank)	Rating (Rank)
Summary Ratings (Rank)			4.75 (120)	5.81 (131)	5.39 (147)	6.2 (127)	6.11 (126)
	Rating (Data)	Rating (Data)	Rating (Data)	Rating (Data)	Rating (Data)	Rating (Data)	Rating (Data)
1. Size of Government			6.18	6.82	6.84	6.95	7.04
A. Government consumption	4.65 (24.2)		3.59 (27.8)	4.91 (23.31)	5.34 (21.83)	5.84 (20.16)	5.71 (20.59)
B. Transfers and subsidies			6.26 (14.24)	4.28 (21.48)	4.87 (19.33)	5.62 (16.56)	5.62 (16.56)
C. Government investment			10 (11.84)	9.52 (16.7)	9.33 (17.35)	8.15 (21.46)	8.15 (21.46)
D. Top marginal tax rate			4.5	7.5	6.5	8.5	8.5
(i) Top marginal income tax rate			5 (40)	10 (15)	9 (22)	10 (20)	10 (20)
(ii) Top marginal income and payroll tax rate			4 (43.6)	5 (40)	4 (45)	7 (34)	7 (34)
E. State ownership of assets		0.58	6.57	7.89	8.15	6.63	7.2
2. Legal System and Property Rights	4.96	4.9	4.48	4.26	4.65	4.94	4.92
A. Judicial independence	5.21	5.55	4.48	3.69	3.19	4.05	4.05
B. Impartial courts	6.93	4.94	3.13	2.88	3.34	3.77	3.52
C. Protection of property rights		1.22	2.38	2.78	3.38	3.86	3.86
D. Military interference in rule of law and politics		8.33	8.33	8.33	8.33	8.33	8.33
E. Integrity of the legal system	4.61	5.64	5.02	4.95	5.04	5.24	5.34
F. Legal enforcement of contracts	5	5.14	5.14	4.93	4.4	4.28	4.28
G. Regulatory restrictions on sale of real property		6.83	6.83	6.51	8.94	9.16	9.16
H. Reliability of police			3.96	3.28	4.21	4.62	4.62
<i>Gender Legal Rights Adjustment</i>	0.82	0.82	0.82	0.82	0.82	0.82	0.82
3. Sound Money			2.21	5.62	3.29	5.6	6.22
A. Money growth			3.05 (34.74)	7.05 (14.74)	8.2 (8.99)	8.48 (7.58)	7.66 (11.72)
B. Standard deviation of inflation			1.45 (21.38)	7.29 (6.78)	4.69 (13.27)	5.47 (11.32)	7.75 (5.62)
C. Inflation: most recent year			4.36 (28.2)	8.12 (9.38)	0.26 (48.72)	8.42 (7.89)	9.45 (2.73)
D. Freedom to own foreign currency bank accounts			0	0	0	0	0
4. Freedom to Trade Internationally			5.71	6.2	6.2	6.89	6.29
A. Tariffs			7.62	8.62	8.6	8.82	8.84
(i) Revenue from trade taxes (% of trade sector)			9.36 (0.96)	9.45 (0.82)	8.72 (1.92)	9.43 (0.86)	9.43 (0.86)
(ii) Mean tariff rate			7.9 (10.5)	9.08 (4.6)	9.1 (4.5)	9.1 (4.5)	9.1 (4.5)
(iii) Standard deviation of tariff rates			5.6 (11)	7.33 (6.67)	7.97 (5.09)	7.93 (5.18)	7.98 (5.04)
B. Regulatory trade barriers			5.85	4.75	4.25	6.33	6.33
(i) Non-tariff trade barriers			4.03	3.91	4.72	5.41	5.41
(ii) Compliance cost of importing and exporting			7.67	5.59	3.78	7.24	7.24
C. Black-market exchange rates	0		7.78	10	10	10	10
D. Controls of the movement of capital and people	0		1.6	1.44	1.95	2.4	0
(i) Financial openness			1.66	0	0	0	0
(ii) Capital controls	0		1.54	0	0	0	0
(iii) Freedom of foreigners to visit				4.31	5.86	7.19	0
5. Regulation			5.18	6.17	5.97	6.61	6.07
A. Credit market regulations			5.59	8.09	6.07	7.77	6.28
(i) Ownership of banks			0	8	5	5	5
(ii) Private sector credit			9.76	6.26	9.22	8.31	4.85
(iii) Interest rate controls / negative real interest rates			7	10	4	10	9
B. Labor market regulations			5.22	6.03	5.38	5.35	5.35
(i) Hiring regulations and minimum wage			1.87	5.57	5.57	5.57	5.57
(ii) Hiring and firing regulations			6.25	6.32	5.03	5.53	5.53
(iii) Centralized collective bargaining			8.07	7.01	6.44	5.78	5.78
(iv) Hours regulations			5.34	8	6	6	6
(v) Mandated cost of worker dismissal			8.79	9.25	9.25	9.25	9.25
(vi) Conscription			1	0	0	0	0
C. Business regulations			4.72	4.38	6.45	6.72	6.57
(i) Administrative requirements			6.27	2.45	4.01	4.39	4.39
(ii) Bureaucracy costs			4.8	5.61	5.78	5.78	4.89
(iii) Starting a business			8.35	9.18	9.83	9.79	9.79
(iv) Impartial public administration		3.94	4.19	4.09	3.24	4.3	4.3
(v) Licensing restrictions				2.35	9.8	9.73	9.73
(vi) Cost of tax compliance			0	2.64	6.02	6.33	6.33

United Arab Emirates

	1980	1990	2000	2010	2015	2019	2020
	Rating (Rank)	Rating (Rank)	Rating (Rank)	Rating (Rank)	Rating (Rank)	Rating (Rank)	Rating (Rank)
Summary Ratings (Rank)	6.44 (24)	7.05 (23)	7.11 (40)	7.23 (58)	7.05 (76)	7.28 (67)	7.35 (49)
	Rating (Data)	Rating (Data)	Rating (Data)	Rating (Data)	Rating (Data)	Rating (Data)	Rating (Data)
1. Size of Government	4.4	6.39	6.14	6.66	5.55	5.41	5.15
A. Government consumption	0.37 (38.73)	2.91 (30.1)	4.71 (23.97)	6.74 (17.07)	4.12 (25.99)	4.28 (25.44)	3.98 (26.46)
B. Transfers and subsidies		9.81 (1.2)	9.71 (1.55)	9.71 (1.55)	8.82 (4.84)	8.06 (7.62)	8.06 (7.62)
C. Government investment			3.45 (37.92)	2.81 (40.18)	0.75 (47.36)	0 (54.45)	0 (54.45)
D. Top marginal tax rate	10	10	10	10	10	10	10
(i) Top marginal income tax rate	10 (0)	10	10 (0)	10 (0)	10 (0)	10 (0)	10 (0)
(ii) Top marginal income and payroll tax rate				10 (16)	10 (16)	10 (16)	10 (16)
E. State ownership of assets	2.82	2.82	2.82	4.04	4.04	4.69	3.7
2. Legal System and Property Rights	3.77	4.03	4.63	4.6	4.85	5.94	7.04
A. Judicial independence	4.94	5.23	5.9	5.65	6.03	5.96	5.83
B. Impartial courts	7.42	7.09	7.13	6.9	7.49	7.75	7.68
C. Protection of property rights			6.33	6.35	7.9	7.77	7.77
D. Military interference in rule of law and politics	6.67	6.67	8.33	8.33	8.33	8.33	8.33
E. Integrity of the legal system	4.26	4.26	5.55	5.51	5.75	5.72	5.88
F. Legal enforcement of contracts		4.83	6.41	6.29	5.51	5.83	5.83
G. Regulatory restrictions on sale of real property		9.3	9.3	9.3	9.91	9.91	9.91
H. Reliability of police			8.23	8.55	9.04	8.61	8.61
<i>Gender Legal Rights Adjustment</i>	0.29	0.29	0.29	0.29	0.29	0.59	0.88
3. Sound Money	8.75	9.49	7.8	8.3	8.61	9.07	9.08
A. Money growth		9.47 (2.66)	9.07 (4.65)	8.14 (9.3)	9.17 (4.14)	9.94 (0.28)	9.66 (1.7)
B. Standard deviation of inflation	8.08 (4.79)	9.32 (1.69)	6.49 (8.78)	5.23 (11.92)	6.09 (9.78)	6.74 (8.15)	7.06 (7.36)
C. Inflation: most recent year	8.18 (9.1)	9.18 (4.1)	5.63 (21.83)	9.82 (0.88)	9.19 (4.07)	9.61 (-1.93)	9.58 (-2.08)
D. Freedom to own foreign currency bank accounts	10	10	10	10	10	10	10
4. Freedom to Trade Internationally	10	9.17	9.38	8.37	8.42	8.48	7.96
A. Tariffs	10	10	9.6	8.67	8.74	8.43	9
(i) Revenue from trade taxes (% of trade sector)	10 (0)	10 (0)	10 (0)	10 (0)	10 (0)	10 (0)	10 (0)
(ii) Mean tariff rate			9.2 (4)	9.02 (4.9)	9.06 (4.7)	9.04 (4.8)	9.08 (4.6)
(iii) Standard deviation of tariff rates				7 (7.5)	7.16 (7.1)	6.26 (9.36)	7.92 (5.2)
B. Regulatory trade barriers			9.83	8.4	7.87	7.72	7.72
(i) Non-tariff trade barriers				7.65	7.45	7.11	7.11
(ii) Compliance cost of importing and exporting			9.83	9.14	8.3	8.33	8.33
C. Black-market exchange rates	10	10	10	10	10	10	10
D. Controls of the movement of capital and people	10	7.5	8.08	6.42	7.05	7.75	5.13
(i) Financial openness	10	10	10	10	10	10	10
(ii) Capital controls	10	5	6.15	5.83	5.83	5.38	5.38
(iii) Freedom of foreigners to visit				3.43	5.31	7.85	0
5. Regulation	5.26	6.2	7.63	8.23	7.83	7.51	7.53
A. Credit market regulations	6.85	6.49	6.86	7.64	7.75	7.67	7.67
(i) Ownership of banks	5	5	5	5	5	5	5
(ii) Private sector credit	8.71	7.98	8.71	7.92	8.24	10	10
(iii) Interest rate controls / negative real interest rates				10	10	8	8
B. Labor market regulations			7.55	8.5	6.97	6.72	6.72
(i) Hiring regulations and minimum wage			10	10	10	10	10
(ii) Hiring and firing regulations				6.59	7.23	6.93	6.93
(iii) Centralized collective bargaining				8.38	8.58	7.38	7.38
(iv) Hours regulations			8	6	6	6	6
(v) Mandated cost of worker dismissal			2.21	10	10	10	10
(vi) Conscription	3	10	10	10	0	0	0
C. Business regulations			8.47	8.56	8.79	8.13	8.2
(i) Administrative requirements				5.6	7.21	7.03	7.03
(ii) Bureaucracy costs				8.79	9.33	6.22	6.44
(iii) Starting a business			7.65	9.52	9.59	9.69	9.69
(iv) Impartial public administration	5.45	6.62	7.9	7.61	6.74	7.17	7.31
(v) Licensing restrictions				9.99	10	10	10
(vi) Cost of tax compliance			9.87	9.87	9.87	8.7	8.7

United Kingdom

	1980	1990	2000	2010	2015	2019	2020
Summary Ratings (Rank)	Rating (Rank) 7.14 (13)	Rating (Rank) 8.27 (5)	Rating (Rank) 8.58 (4)	Rating (Rank) 8.1 (7)	Rating (Rank) 8.27 (7)	Rating (Rank) 8.16 (11)	Rating (Rank) 7.71 (22)
	Rating (Data)	Rating (Data)	Rating (Data)	Rating (Data)	Rating (Data)	Rating (Data)	Rating (Data)
1. Size of Government	5.47	6.52	7.1	5.98	6.49	6.55	5.93
A. Government consumption	3.93 (26.62)	4.52 (24.63)	5.95 (19.76)	4.54 (24.57)	4.94 (23.22)	5.11 (22.64)	3.89 (26.78)
B. Transfers and subsidies	5.83 (15.8)	6.08 (14.9)	6.31 (14.05)	5.75 (16.1)	5.45 (17.21)	5.53 (16.92)	4.21 (21.76)
C. Government investment	10 (11.56)	10 (12.37)	10 (8.89)	8.39 (20.62)	9.83 (15.6)	9.85 (15.52)	9.25 (17.64)
D. Top marginal tax rate	0	4	5	3	4	4	4
(i) Top marginal income tax rate	0 (83)	5 (40)	6 (40)	5 (50)	6 (45)	6 (45)	6 (45)
(ii) Top marginal income and payroll tax rate		3 (48)	4 (48)	1 (66)	2 (64)	2 (64)	2 (64)
E. State ownership of assets	7.58	8.01	8.22	8.22	8.22	8.29	8.29
2. Legal System and Property Rights	8.03	8.27	8.44	8.2	8.24	7.69	7.75
A. Judicial independence	8.11	8.57	8.41	8.28	8.34	7.72	7.78
B. Impartial courts	8.65	8.7	8.74	8.04	8.31	7.6	7.47
C. Protection of property rights		7.08	8.44	8.34	8.8	7.49	7.49
D. Military interference in rule of law and politics	10	10	10	10	10	10	10
E. Integrity of the legal system	7.67	7.89	8.72	8.25	7.76	7.67	8.18
F. Legal enforcement of contracts	8.25	7.42	7.42	6.98	6.25	6.07	6.07
G. Regulatory restrictions on sale of real property		8.26	8.26	7.91	8.02	8.02	8.02
H. Reliability of police			7.51	7.77	8.43	6.98	6.98
<i>Gender Legal Rights Adjustment</i>	0.88	1	1	1	1	1	1
3. Sound Money	5.86	8.48	9.3	9.47	9.9	9.71	9.6
A. Money growth	8.18 (9.09)	5.76 (21.19)	8.1 (9.51)	8.8 (6)	9.92 (-0.41)	9.46 (2.68)	9.21 (3.94)
B. Standard deviation of inflation	9.04 (2.4)	9.45 (1.38)	9.69 (0.77)	9.73 (0.67)	9.68 (0.8)	9.71 (0.72)	9.4 (1.5)
C. Inflation: most recent year	6.23 (18.84)	8.72 (6.42)	9.41 (2.93)	9.34 (3.29)	9.99 (0.05)	9.65 (1.74)	9.8 (0.99)
D. Freedom to own foreign currency bank accounts	0	10	10	10	10	10	10
4. Freedom to Trade Internationally	9.33	9.47	9.41	8.95	8.55	8.43	7.72
A. Tariffs	8.89	8.41	9.18	8.34	8.36	8.2	8.03
(i) Revenue from trade taxes (% of trade sector)	9.53 (0.7)	9.6 (0.6)	9.78 (0.33)	9.63 (0.55)	9.1 (1.35)	9.13 (1.3)	8.6 (2.1)
(ii) Mean tariff rate	8.24 (8.8)	8.52 (7.4)	9.52 (2.4)	8.98 (5.1)	8.98 (5.1)	8.98 (5.1)	8.98 (5.1)
(iii) Standard deviation of tariff rates		7.12 (7.2)	8.24 (4.4)	6.41 (8.98)	7 (7.5)	6.49 (8.77)	6.51 (8.72)
B. Regulatory trade barriers			9.23	8.36	7.93	7.97	7.97
(i) Non-tariff trade barriers			8.97	7.51	6.55	6.62	6.62
(ii) Compliance cost of importing and exporting			9.5	9.2	9.31	9.32	9.32
C. Black-market exchange rates	10	10	10	10	10	10	10
D. Controls of the movement of capital and people	9.1	10	9.23	9.1	7.9	7.56	4.87
(i) Financial openness	8.2	10	10	10	10	10	10
(ii) Capital controls	10	10	8.46	8.33	4.62	4.62	4.62
(iii) Freedom of foreigners to visit				8.96	9.07	8.08	0
5. Regulation	7	8.59	8.64	7.89	8.16	8.44	7.58
A. Credit market regulations	7.33	9.93	10	7.33	7.52	8.76	6.36
(i) Ownership of banks	10	10	10	10	8	8	8
(ii) Private sector credit	8	9.79	10	3	6.55	8.27	1.09
(iii) Interest rate controls / negative real interest rates	4	10	10	9	8	10	10
B. Labor market regulations	6.67	7.24	7.1	8.25	8.4	8.25	8.25
(i) Hiring regulations and minimum wage			4.61	8.9	8.9	8.9	8.9
(ii) Hiring and firing regulations		7.39	4.9	5.67	6.83	6.64	6.64
(iii) Centralized collective bargaining	5.18	6.21	8.6	7.87	8.11	7.4	7.4
(iv) Hours regulations	4.84	5.37	6.51	8	8	8	8
(v) Mandated cost of worker dismissal			7.96	9.08	8.53	8.53	8.53
(vi) Conscription	10	10	10	10	10	10	10
C. Business regulations			8.82	8.08	8.57	8.3	8.12
(i) Administrative requirements			7.93	3.5	5.09	5.56	5.56
(ii) Bureaucracy costs			8.03	7.73	8.44	6.44	5.33
(iii) Starting a business			9.57	9.58	9.85	9.86	9.86
(iv) Impartial public administration	8.87	8.87	9.73	9.72	9.72	9.72	9.72
(v) Licensing restrictions				9.19	9.52	9.52	9.52
(vi) Cost of tax compliance			8.82	8.77	8.77	8.72	8.72

United States

	1980	1990	2000	2010	2015	2019	2020
	Rating (Rank)	Rating (Rank)	Rating (Rank)	Rating (Rank)	Rating (Rank)	Rating (Rank)	Rating (Rank)
Summary Ratings (Rank)	8.34 (2)	8.63 (2)	8.7 (3)	8.14 (5)	8.31 (6)	8.25 (5)	7.97 (7)
	Rating (Data)	Rating (Data)	Rating (Data)	Rating (Data)	Rating (Data)	Rating (Data)	Rating (Data)
1. Size of Government	5.87	7.26	7.71	7.03	7.24	7.32	6.79
A. Government consumption	5.53 (21.21)	5.66 (20.76)	6.59 (17.6)	5.85 (20.1)	6.6 (17.56)	6.74 (17.09)	6.48 (17.97)
B. Transfers and subsidies	7.17 (10.9)	6.68 (12.7)	6.54 (13.19)	5.69 (16.31)	5.99 (15.21)	6.02 (15.09)	3.93 (22.77)
C. Government investment	8.24 (21.16)	8.08 (21.73)	10 (14.28)	7.49 (23.78)	9.5 (16.75)	9.53 (16.64)	9.23 (17.69)
D. Top marginal tax rate	0	7.5	7	7	5	5	5
(i) Top marginal income tax rate	0 (70-75)	8 (33-42)	7 (40-46)	7 (35-41)	5 (44-51)	5 (40-53)	5 (40-53)
(ii) Top marginal income and payroll tax rate		7 (36-45)	7 (42-49)	7 (37-44)	5 (44-51)	5 (40-53)	5 (40-53)
E. State ownership of assets	8.4	8.4	8.4	9.1	9.1	9.31	9.31
2. Legal System and Property Rights	8.77	8.46	8.77	7.65	7.75	7.64	7.56
A. Judicial independence	8.08	8.22	8.17	7.58	7.86	7.66	7.57
B. Impartial courts	8.25	8.47	8.64	7.54	7.82	7.85	7.71
C. Protection of property rights		7.76	9.1	6.76	7.69	7.6	7.6
D. Military interference in rule of law and politics	10	8.33	10	6.67	6.67	6.67	6.67
E. Integrity of the legal system	8.78	8.78	8.82	7.99	7.99	7.89	7.41
F. Legal enforcement of contracts	8.75	8.04	8.04	7.54	6.72	6.76	6.76
G. Regulatory restrictions on sale of real property		9.61	9.61	9.51	8.92	8.92	8.92
H. Reliability of police			7.82	7.6	8.29	7.81	7.81
<i>Gender Legal Rights Adjustment</i>	1	1	1	1	1	1	1
3. Sound Money	9.12	9.67	9.61	9.68	9.86	9.75	9.63
A. Money growth	8.85 (5.75)	9.84 (0.82)	9.27 (3.67)	9.49 (2.56)	9.58 (2.09)	9.57 (2.13)	8.96 (5.2)
B. Standard deviation of inflation	9.54 (1.15)	9.71 (0.72)	9.84 (0.4)	9.58 (1.05)	9.87 (0.33)	9.78 (0.55)	9.79 (0.51)
C. Inflation: most recent year	8.1 (9.51)	9.13 (4.34)	9.32 (3.38)	9.67 (1.64)	9.98 (0.12)	9.64 (1.81)	9.75 (1.23)
D. Freedom to own foreign currency bank accounts	10	10	10	10	10	10	10
4. Freedom to Trade Internationally	9.3	9.08	8.81	8.02	7.81	7.83	7.77
A. Tariffs	8.9	8.23	8.12	8.43	8.38	8.32	8.29
(i) Revenue from trade taxes (% of trade sector)	9.27 (1.1)	9 (1.5)	9.44 (0.84)	9.55 (0.68)	9.5 (0.75)	9.08 (1.38)	9.07 (1.4)
(ii) Mean tariff rate	8.54 (7.3)	8.76 (6.2)	9.2 (4)	9.3 (3.5)	9.3 (3.5)	9.34 (3.3)	9.32 (3.4)
(iii) Standard deviation of tariff rates		6.92 (7.7)	5.72 (10.7)	6.43 (8.93)	6.33 (9.17)	6.55 (8.61)	6.48 (8.81)
B. Regulatory trade barriers			8.64	7.66	8.07	8.16	8.16
(i) Non-tariff trade barriers			8.12	5.97	6.37	6.52	6.52
(ii) Compliance cost of importing and exporting			9.17	9.35	9.76	9.8	9.8
C. Black-market exchange rates	10	10	10	10	10	10	10
D. Controls of the movement of capital and people	9	9	8.46	5.98	4.8	4.84	4.62
(i) Financial openness	10	10	10	10	10	10	10
(ii) Capital controls	8	8	6.92	3.85	3.85	3.85	3.85
(iii) Freedom of foreigners to visit				4.09	0.55	0.66	0
5. Regulation	8.63	8.66	8.6	8.34	8.89	8.68	8.11
A. Credit market regulations	9.52	9.64	9.81	7.78	9.34	8.99	7.31
(i) Ownership of banks	10	10	10	10	10	10	10
(ii) Private sector credit	8.55	8.93	9.43	3.33	8.02	6.96	1.94
(iii) Interest rate controls / negative real interest rates	10	10	10	10	10	10	10
B. Labor market regulations	7.74	7.68	7.64	9.06	9.14	8.98	8.98
(i) Hiring regulations and minimum wage			3.82	10	10	8.9	8.9
(ii) Hiring and firing regulations		7.15	6.65	6.84	6.91	7.18	7.18
(iii) Centralized collective bargaining	7.59	7.59	8.35	7.49	7.91	7.79	7.79
(iv) Hours regulations	5.63	5.98	7.01	10	10	10	10
(v) Mandated cost of worker dismissal			10	10	10	10	10
(vi) Conscription	10	10	10	10	10	10	10
C. Business regulations			8.35	8.18	8.2	8.08	8.04
(i) Administrative requirements			7.92	4.03	5.06	5.77	5.77
(ii) Bureaucracy costs			8.15	7.88	7.56	7.33	6.89
(iii) Starting a business			9.8	9.79	9.81	9.86	9.86
(iv) Impartial public administration	8.72	9.27	9.5	9.5	9.16	7.9	8.08
(v) Licensing restrictions				9.98	9.6	9.6	9.6
(vi) Cost of tax compliance			6.36	7.9	8.04	8.04	8.04

Uruguay

	1980	1990	2000	2010	2015	2019	2020
Summary Ratings (Rank)	Rating (Rank) 5.86 (34)	Rating (Rank) 6.44 (34)	Rating (Rank) 7.14 (39)	Rating (Rank) 7.5 (41)	Rating (Rank) 7.29 (61)	Rating (Rank) 7.38 (61)	Rating (Rank) 7.06 (68)
	Rating (Data)	Rating (Data)	Rating (Data)	Rating (Data)	Rating (Data)	Rating (Data)	Rating (Data)
1. Size of Government	7.52	7.55	6.69	7.05	6.92	6.52	6.21
A. Government consumption	7.61 (14.11)	6.83 (16.77)	7.4 (14.84)	6.94 (16.39)	6.69 (17.24)	6.34 (18.43)	5.16 (22.47)
B. Transfers and subsidies	7.66 (9.1)	6.87 (12)	5.2 (18.1)	6.29 (14.1)	5.9 (15.55)	6.01 (15.13)	6.01 (15.13)
C. Government investment	5.99 (29.03)	7.71 (23.01)	6.99 (25.55)	7.65 (23.23)	7.7 (23.06)	7.1 (25.14)	7.1 (25.14)
D. Top marginal tax rate	10	10	7.5	8	8	6.5	6.5
(i) Top marginal income tax rate	10 (0)	10 (0)	10 (0)	9 (25)	9 (30)	7 (36)	7 (36)
(ii) Top marginal income and payroll tax rate			5 (36)	7 (31)	7 (39)	6 (44)	6 (44)
E. State ownership of assets	6.36	6.36	6.36	6.36	6.29	6.64	6.26
2. Legal System and Property Rights	5.35	6.01	5.92	5.96	5.87	5.84	5.91
A. Judicial independence	4.73	7.55	7.35	7.67	7.81	7.76	7.76
B. Impartial courts	7.9	7.63	6.8	6.93	6.85	6.75	6.65
C. Protection of property rights		5.53	5.53	6.75	6.95	6.81	6.81
D. Military interference in rule of law and politics	5	6.39	8.33	6.67	5.83	5.83	5.83
E. Integrity of the legal system	4.44	5.95	5.95	5.47	5.47	5.89	6.58
F. Legal enforcement of contracts		3.88	3.57	3.19	3.59	3.59	3.59
G. Regulatory restrictions on sale of real property		6.42	6.42	6.42	6.45	6.45	6.45
H. Reliability of police			4.84	6.02	5.4	5.05	5.05
<i>Gender Legal Rights Adjustment</i>	0.94	0.94	0.94	0.94	0.94	0.94	0.94
3. Sound Money	3.82	3.76	8.15	9.24	9.01	9.22	8.8
A. Money growth	0 (59.01)	0 (66.03)	7.52 (12.39)	8.93 (5.37)	8.08 (9.58)	9.18 (4.12)	8.16 (9.18)
B. Standard deviation of inflation	5.28 (11.81)	5.03 (12.43)	6.04 (9.89)	9.36 (1.6)	9.67 (0.82)	9.27 (1.83)	8.97 (2.57)
C. Inflation: most recent year	0 (54.76)	0 (100.39)	9.05 (4.76)	8.66 (6.68)	8.27 (8.67)	8.42 (7.88)	8.05 (9.76)
D. Freedom to own foreign currency bank accounts	10	10	10	10	10	10	10
4. Freedom to Trade Internationally	7.35	8.17	8.44	8.3	8.06	8.33	7.54
A. Tariffs	4.07	5.94	7.72	7.77	7.72	7.81	7.81
(i) Revenue from trade taxes (% of trade sector)	4.07 (8.9)	6.27 (5.6)	8.71 (1.93)	8.65 (2.03)	8.44 (2.34)	8.62 (2.07)	8.62 (2.07)
(ii) Mean tariff rate		3.9 (30.5)	7.78 (11.1)	7.9 (10.5)	7.9 (10.5)	7.94 (10.3)	7.94 (10.3)
(iii) Standard deviation of tariff rates		7.64 (5.9)	6.68 (8.3)	6.77 (8.09)	6.81 (7.98)	6.87 (7.83)	6.87 (7.83)
B. Regulatory trade barriers			6.79	6.96	5.8	6.18	6.18
(i) Non-tariff trade barriers			6.25	6.56	6.01	5.79	5.79
(ii) Compliance cost of importing and exporting			7.33	7.37	5.59	6.57	6.57
C. Black-market exchange rates	10	10	10	10	10	10	10
D. Controls of the movement of capital and people	7.98	8.59	9.23	8.48	8.74	9.33	6.15
(i) Financial openness	5.97	7.17	10	10	10	10	10
(ii) Capital controls	10	10	8.46	8.46	8.46	8.46	8.46
(iii) Freedom of foreigners to visit				6.97	7.74	9.51	0
5. Regulation	5.26	6.72	6.5	6.95	6.59	6.98	6.84
A. Credit market regulations	5.5	7.67	5.75	8.16	7.22	7.64	7.38
(i) Ownership of banks	5	5	5	5	5	5	5
(ii) Private sector credit		10	7.25	9.47	7.66	7.92	7.13
(iii) Interest rate controls / negative real interest rates	6	8	5	10	9	10	10
B. Labor market regulations			6.45	5.78	5.63	5.94	5.94
(i) Hiring regulations and minimum wage			2.56	6.67	5.57	8.9	8.9
(ii) Hiring and firing regulations			4.12	3.28	2.93	2.51	2.51
(iii) Centralized collective bargaining			6.9	2.14	2.68	1.61	1.61
(iv) Hours regulations			8	8	8	8	8
(v) Mandated cost of worker dismissal			7.13	4.61	4.61	4.61	4.61
(vi) Conscription	10	10	10	10	10	10	10
C. Business regulations			7.3	6.92	6.93	7.37	7.2
(i) Administrative requirements			6.75	3.52	3.49	3.18	3.18
(ii) Bureaucracy costs			6.48	6.06	5.33	7.33	7.11
(iii) Starting a business			7.46	9.51	9.56	9.54	9.54
(iv) Impartial public administration	1.12	9.21	9.21	9.21	9.41	9.41	8.62
(v) Licensing restrictions				6.97	6.82	6.59	6.59
(vi) Cost of tax compliance			6.59	6.23	6.96	8.17	8.17

Venezuela, RB

	1980	1990	2000	2010	2015	2019	2020
	Rating (Rank)	Rating (Rank)	Rating (Rank)	Rating (Rank)	Rating (Rank)	Rating (Rank)	Rating (Rank)
Summary Ratings (Rank)	6.75 (17)	5.63 (58)	5.92 (87)	3.78 (153)	2.82 (159)	2.87 (165)	3.32 (165)
	Rating (Data)	Rating (Data)	Rating (Data)	Rating (Data)	Rating (Data)	Rating (Data)	Rating (Data)
1. Size of Government	7.25	7.52	6.48	4.89	5.07	4.34	4.61
A. Government consumption	6.56 (17.68)	8.25 (11.95)	6.06 (19.39)	7.06 (16)	8.78 (10.16)	7.89 (13.17)	8.98 (9.46)
B. Transfers and subsidies	9.59 (2)	8.56 (5.8)	7.74 (8.79)	5.77 (16.01)	5.77 (16.01)	5.77 (16.01)	5.77 (16.01)
C. Government investment			5.06 (32.29)	0 (60.6)	0 (70.36)	0 (88.34)	0 (88.34)
D. Top marginal tax rate	7	7	8	7	7	5.5	5.5
(i) Top marginal income tax rate	7 (45)	7 (45)	8 (35)	8 (34)	8 (34)	7 (34)	7 (34)
(ii) Top marginal income and payroll tax rate		7 (45)	8 (35)	6 (41)	6 (41)	4 (41)	4 (41)
E. State ownership of assets	5.83	6.29	5.54	4.63	3.81	2.52	2.8
2. Legal System and Property Rights	5.26	5.34	4	3.02	2.4	2.44	2.52
A. Judicial independence	5.89	4.8	3.06	2.02	1.53	1.84	2.2
B. Impartial courts	2.69	3.21	3.47	2.01	1.72	1.59	1.18
C. Protection of property rights		3.72	4.18	3.11	1.08	0.98	0.98
D. Military interference in rule of law and politics	8.33	8.33	2.92	0.83	0.83	1.67	1.67
E. Integrity of the legal system	6.03	6.03	5.24	2.16	1.78	1.5	2.22
F. Legal enforcement of contracts	5	3.73	3.61	3.61	2.61	2.44	2.44
G. Regulatory restrictions on sale of real property		8.65	8.65	8.46	8.13	8.14	8.14
H. Reliability of police			1.82	1.99	1.54	1.37	1.37
<i>Gender Legal Rights Adjustment</i>	0.88	0.94	0.94	1	1	1	1
3. Sound Money	7.44	4.09	5.64	3.57	0.94	0.94	0.94
A. Money growth	7.95 (10.27)	4.71 (26.43)	5.79 (21.06)	6.27 (18.66)	3.78 (31.1)	3.78 (31.1)	3.78 (31.1)
B. Standard deviation of inflation	7.02 (7.44)	0 (30.17)	0 (39.23)	3.81 (15.48)	0 (39.37)	0 (53612)	0 (53319.32)
C. Inflation: most recent year	4.8 (26.02)	1.66 (41.71)	6.76 (16.21)	4.19 (29.06)	0 (121.74)	0 (19906.02)	0 (2360)
D. Freedom to own foreign currency bank accounts	10	10	10	0	0	0	0
4. Freedom to Trade Internationally	8.72	6.27	7.96	3.21	3.06	4.09	6.03
A. Tariffs	8	4.22	7.61	7.8	7.57	7.26	7.26
(i) Revenue from trade taxes (% of trade sector)	8 (3)	8.53 (2.2)	7.89 (3.16)	8.45 (2.33)	8.45 (2.33)	8.45 (2.33)	8.45 (2.33)
(ii) Mean tariff rate		3.88 (30.6)	7.3 (13.5)	7.5 (12.5)	7.42 (12.9)	7.24 (13.8)	7.24 (13.8)
(iii) Standard deviation of tariff rates		0.24 (24.4)	7.64 (5.9)	7.45 (6.38)	6.85 (7.87)	6.08 (9.8)	6.08 (9.8)
B. Regulatory trade barriers			5.77	2.59	2	6.88	6.88
(i) Non-tariff trade barriers			4.87	3.56	4	3.76	3.76
(ii) Compliance cost of importing and exporting			6.67	1.62	0	10	10
C. Black-market exchange rates	10	10	10	0	0	0	10
D. Controls of the movement of capital and people	8.17	4.58	8.46	2.43	2.65	2.21	0
(i) Financial openness	8.34	4.16	10	0	0	0	0
(ii) Capital controls	8	5	6.92	0.77	0.77	0	0
(iii) Freedom of foreigners to visit				6.53	7.19	6.64	0
5. Regulation	5.06	4.93	5.53	4.22	2.63	2.52	2.5
A. Credit market regulations	6.09	6	8.55	5.93	3.33	3.33	3.33
(i) Ownership of banks	5	8	8	5	5	5	5
(ii) Private sector credit	9.26	10	9.64	7.79	0	0	0
(iii) Interest rate controls / negative real interest rates	4	0	8	5	5	5	5
B. Labor market regulations		3.87	3.35	3.61	2.1	2.24	2.24
(i) Hiring regulations and minimum wage			4.07	3.33	0	0	0
(ii) Hiring and firing regulations		4.36	4.55	2.16	0.73	1.56	1.56
(iii) Centralized collective bargaining	7.24	7.24	5.83	4.55	5.77	5.66	5.66
(iv) Hours regulations			5.68	8	4	4	4
(v) Mandated cost of worker dismissal			0				
(vi) Conscription	0	0	0	0	0	0	0
C. Business regulations			4.69	3.12	2.45	1.98	1.91
(i) Administrative requirements			6.42	1.97	0.65	1.28	1.28
(ii) Bureaucracy costs			6.15	1.82	0	0	0
(iii) Starting a business			6.27	6.39	5.23	4.44	4.44
(iv) Impartial public administration	5.31	5.31	4.31	3.51	2.69	1.15	0.79
(v) Licensing restrictions				4.71	5	4.98	4.98
(vi) Cost of tax compliance			0.32	0.32	1.12	0	0

Vietnam

	1980	1990	2000	2010	2015	2019	2020
	Rating (Rank)	Rating (Rank)	Rating (Rank)	Rating (Rank)	Rating (Rank)	Rating (Rank)	Rating (Rank)
Summary Ratings (Rank)			5.58 (105)	5.9 (128)	6.04 (126)	6.4 (118)	6.42 (113)
	Rating (Data)	Rating (Data)	Rating (Data)	Rating (Data)	Rating (Data)	Rating (Data)	Rating (Data)
1. Size of Government			7.47	6.02	6.47	6.96	6.96
A. Government consumption			9.38 (8.09)	9.08 (9.14)	9.26 (8.52)	9.22 (8.66)	9.12 (9)
B. Transfers and subsidies							
C. Government investment			7.35 (24.26)	4.72 (33.48)	5.36 (31.25)	6.87 (25.97)	6.87 (25.97)
D. Top marginal tax rate				5	6	7	7
(i) Top marginal income tax rate				5 (36)	7 (35)	7 (35)	7 (35)
(ii) Top marginal income and payroll tax rate				5 (36)	5 (36)	7 (35)	7 (35)
E. State ownership of assets	0.95	4.67	5.67	5.28	5.28	4.74	4.86
2. Legal System and Property Rights	3.62	4.21	4.44	5.08	4.99	4.98	5.14
A. Judicial independence	3	2.93	3.43	3.67	3.84	3.51	3.48
B. Impartial courts	6.2	4.45	3.9	3.9	4.19	4.43	4.3
C. Protection of property rights			3.65	4.74	4.96	4.97	4.97
D. Military interference in rule of law and politics	3.33	3.61	3.33	5	5	5	5
E. Integrity of the legal system	4.2	4.26	6.02	5.29	5.43	5.26	5.43
F. Legal enforcement of contracts	2.5	4.57	4.57	4.88	4.97	5.09	5.09
G. Regulatory restrictions on sale of real property		6.99	6.99	8.73	8.72	8.79	8.79
H. Reliability of police			5.88	6.96	5.27	5.3	5.3
<i>Gender Legal Rights Adjustment</i>	0.88	0.88	0.88	0.88	0.88	0.88	0.94
3. Sound Money				5.54	6.14	6.89	6.94
A. Money growth			5.7 (21.49)	6.48 (17.61)	7.96 (10.2)	8.82 (5.9)	8.92 (5.38)
B. Standard deviation of inflation				7.46 (6.35)	6.71 (8.22)	9.31 (1.73)	9.47 (1.33)
C. Inflation: most recent year				8.23 (8.86)	9.87 (0.63)	9.44 (2.8)	9.36 (3.22)
D. Freedom to own foreign currency bank accounts				0	0	0	0
4. Freedom to Trade Internationally			6	6.21	5.92	6.18	6.13
A. Tariffs			8.18	7.25	6.53	7.48	7.54
(i) Revenue from trade taxes (% of trade sector)			8.18 (2.73)	8.49 (2.26)	9.12 (1.32)	9.12 (1.32)	9.12 (1.32)
(ii) Mean tariff rate				8.04 (9.8)	7.16 (14.2)	8.08 (9.6)	8.1 (9.5)
(iii) Standard deviation of tariff rates				5.22 (11.96)	3.3 (16.76)	5.24 (11.9)	5.4 (11.5)
B. Regulatory trade barriers			8.17	5.77	5.24	5.32	5.32
(i) Non-tariff trade barriers				4.54	4.89	4.88	4.88
(ii) Compliance cost of importing and exporting			8.17	7.01	5.59	5.75	5.75
C. Black-market exchange rates				10	10	10	10
D. Controls of the movement of capital and people	0	0	1.66	1.83	1.9	1.94	1.65
(i) Financial openness	0	0	1.66	4.16	4.16	4.17	4.17
(ii) Capital controls				0.77	0.77	0.77	0.77
(iii) Freedom of foreigners to visit				0.55	0.77	0.89	0
5. Regulation			4.42	6.63	6.67	6.98	6.96
A. Credit market regulations				9.63	8.87	9.29	9.16
(i) Ownership of banks							
(ii) Private sector credit				9.26	7.75	8.57	8.32
(iii) Interest rate controls / negative real interest rates				10	10	10	10
B. Labor market regulations				5.5	5.31	5.38	5.38
(i) Hiring regulations and minimum wage				7.23	7.77	7.77	7.77
(ii) Hiring and firing regulations				5.44	5.18	5.46	5.46
(iii) Centralized collective bargaining				7.79	6.39	6.53	6.53
(iv) Hours regulations				10	10	10	10
(v) Mandated cost of worker dismissal				2.52	2.52	2.52	2.52
(vi) Conscription				0	0	0	0
C. Business regulations			3.86	4.77	5.82	6.28	6.33
(i) Administrative requirements				2.85	3.73	3.98	3.98
(ii) Bureaucracy costs				5.91	5.56	6	6.22
(iii) Starting a business			7.89	8.48	9.18	9.43	9.43
(iv) Impartial public administration	2.55	2.52	3.7	3.94	4.32	4.39	4.43
(v) Licensing restrictions				7.46	8.21	8.21	8.21
(vi) Cost of tax compliance			0	0	3.95	5.7	5.7

Yemen, Republic

	1980	1990	2000	2010	2015	2019	2020
	Rating (Rank)	Rating (Rank)	Rating (Rank)	Rating (Rank)	Rating (Rank)	Rating (Rank)	Rating (Rank)
Summary Ratings (Rank)				6.33 (110)	6.11 (123)	5.72 (147)	5.67 (147)
	Rating (Data)	Rating (Data)	Rating (Data)	Rating (Data)	Rating (Data)	Rating (Data)	Rating (Data)
1. Size of Government				7.21	7.76	8.27	8.45
A. Government consumption				8.04 (12.67)	8.26 (11.9)	8.47 (11.21)	9.31 (8.35)
B. Transfers and subsidies				7.77 (8.68)	9.02 (4.1)	9.02 (4.1)	9.02 (4.1)
C. Government investment						10 (7.24)	10 (7.24)
D. Top marginal tax rate					9	9	9
(i) Top marginal income tax rate					10 (15)	10 (15)	10 (15)
(ii) Top marginal income and payroll tax rate					8 (27)	8 (27)	8 (27)
E. State ownership of assets	4.61	5.27	5.69	5.83	4.74	4.85	4.93
2. Legal System and Property Rights	2.91	2.57	3.4	3.08	2.69	2.74	2.75
A. Judicial independence	3.96	4.01	4.21	3.22	2.7	2.77	2.94
B. Impartial courts	5.16	3.28	3.4	2.68	2.82	2.58	2.25
C. Protection of property rights			4.46	3.78	3.2	2.78	2.78
D. Military interference in rule of law and politics	3.33	3.33	6.67	6.67	4.44	4.17	4.17
E. Integrity of the legal system	4.04	3.95	2.83	2.83	2.52	2.55	2.77
F. Legal enforcement of contracts			4.56	5.54	3.78	3.78	3.78
G. Regulatory restrictions on sale of real property			7.07	8.39	9.05	9.05	9.05
H. Reliability of police			5.27	1.77	2.03	3.43	3.43
<i>Gender Legal Rights Adjustment</i>	0.41	0.41	0.41	0.41	0.41	0.41	0.41
3. Sound Money				7.93	8.07	8.73	8.21
A. Money growth			0 (173.38)	9.11 (-4.44)	9.93 (-0.34)	9.93 (-0.34)	9.93 (-0.34)
B. Standard deviation of inflation				4.85 (12.89)	7.14 (7.14)	6.98 (7.56)	7.53 (6.17)
C. Inflation: most recent year				7.77 (11.17)	5.22 (23.91)	8 (10)	5.38 (23.1)
D. Freedom to own foreign currency bank accounts				10	10	10	10
4. Freedom to Trade Internationally				7.63	6.66	5.38	5.38
A. Tariffs				8.55	8.43	8.4	8.4
(i) Revenue from trade taxes (% of trade sector)				8.98 (1.53)	8.92 (1.62)	8.92 (1.62)	8.92 (1.62)
(ii) Mean tariff rate					8.5 (7.5)	8.48 (7.6)	8.48 (7.6)
(iii) Standard deviation of tariff rates				8.12 (4.7)	7.87 (5.33)	7.81 (5.47)	7.81 (5.47)
B. Regulatory trade barriers				6.25	2.22	7.02	7.02
(i) Non-tariff trade barriers				6.17	4.44	4.05	4.05
(ii) Compliance cost of importing and exporting				6.34	0	10	10
C. Black-market exchange rates				10	10	0	0
D. Controls of the movement of capital and people			10	5.71	5.97	6.08	6.08
(i) Financial openness			10	10	10	10	10
(ii) Capital controls				6.92	6.92	6.92	6.92
(iii) Freedom of foreigners to visit				0.22	1	1.33	1.33
5. Regulation				5.78	5.35	3.5	3.58
A. Credit market regulations				6.56	5	0	0
(i) Ownership of banks							
(ii) Private sector credit		8.27	9.12	4.12	0	0	0
(iii) Interest rate controls / negative real interest rates				9	10	0	0
B. Labor market regulations				5.5	6.58	6.63	6.63
(i) Hiring regulations and minimum wage				8.9	7.77	8.9	8.9
(ii) Hiring and firing regulations				5.61	4.07	3.37	3.37
(iii) Centralized collective bargaining				7.99	7.14	7	7
(iv) Hours regulations				8	8	8	8
(v) Mandated cost of worker dismissal				2.52	2.52	2.52	2.52
(vi) Conscription				0	10	10	10
C. Business regulations				5.28	4.48	3.88	4.12
(i) Administrative requirements				2.62	3.44	2.94	2.94
(ii) Bureaucracy costs				2.12	0	0	0
(iii) Starting a business				8.74	7.84	8.28	8.28
(iv) Impartial public administration	4.72	4.72	1.15	2.08	0.46	0.94	2.16
(v) Licensing restrictions				8.92	7.92		
(vi) Cost of tax compliance				7.22	7.22	7.22	7.22

Zambia

	1980	1990	2000	2010	2015	2019	2020
Summary Ratings (Rank)	Rating (Rank) 4.76 (74)	Rating (Rank) 3.5 (108)	Rating (Rank) 7.04 (43)	Rating (Rank) 7.38 (49)	Rating (Rank) 6.97 (81)	Rating (Rank) 6.95 (86)	Rating (Rank) 6.56 (98)
	Rating (Data)	Rating (Data)	Rating (Data)	Rating (Data)	Rating (Data)	Rating (Data)	Rating (Data)
1. Size of Government	4.39	5.11	8.21	8.42	7.28	6.58	6.59
A. Government consumption	2.47 (31.6)	4.96 (23.14)	8.53 (11)	7.45 (14.66)	5.12 (22.58)	3.09 (29.51)	3.63 (27.66)
B. Transfers and subsidies	7.77 (8.7)	8.91 (4.5)	10 (0)	9.37 (2.82)	8.68 (5.34)	9.55 (2.16)	9.55 (2.16)
C. Government investment	10 (13.97)	10 (13.97)	7.69 (23.1)	10 (8.65)	9.85 (15.54)	7.3 (24.46)	7.3 (24.46)
D. Top marginal tax rate	0	0	8	8	5.5	4.5	4
(i) Top marginal income tax rate	0 (70)	0 (75)	8 (30)	8 (30)	7 (35)	5 (38)	5 (38)
(ii) Top marginal income and payroll tax rate					4 (43)	4 (45)	3 (47)
E. State ownership of assets	1.69	1.69	6.81	7.27	7.24	8.46	8.49
2. Legal System and Property Rights	4.56	4.55	5.19	5.44	5.2	5.01	4.95
A. Judicial independence	5.65	6.09	6.18	5.5	5.9	5.02	4.89
B. Impartial courts	6.74	5.43	4.77	5.24	5.51	4.69	4.52
C. Protection of property rights		4.77	3.78	4.78	5.06	4.78	4.78
D. Military interference in rule of law and politics	5	5	8.33	8.33	8.33	8.33	8.33
E. Integrity of the legal system	3.99	3.57	6.05	6.3	5.95	5.4	5.12
F. Legal enforcement of contracts		4.56	4.56	4.56	3.51	3.51	3.51
G. Regulatory restrictions on sale of real property		5.49	5.49	6.52	5.9	6.03	6.03
H. Reliability of police			4.95	5.03	4	3.58	3.58
<i>Gender Legal Rights Adjustment</i>	0.71	0.82	0.88	0.88	0.88	0.94	0.94
3. Sound Money	6.14	0.45	6.9	8.87	8.63	9.03	8.16
A. Money growth	8.72 (6.42)	1.38 (43.09)	4.46 (27.7)	7.69 (11.53)	7.76 (11.22)	9.14 (4.32)	6.95 (15.24)
B. Standard deviation of inflation	8.18 (4.55)	0.43 (23.92)	8.35 (4.11)	9.47 (1.32)	8.8 (3.01)	8.81 (2.97)	8.84 (2.89)
C. Inflation: most recent year	7.65 (11.76)	0 (106.39)	4.79 (26.03)	8.3 (8.5)	7.98 (10.1)	8.17 (9.15)	6.85 (15.73)
D. Freedom to own foreign currency bank accounts	0	0	10	10	10	10	10
4. Freedom to Trade Internationally	3.41	2.56	8.12	7.37	7.23	7.69	6.8
A. Tariffs	8.4	5.84	6.22	7.27	5.94	7.18	7.18
(i) Revenue from trade taxes (% of trade sector)	8.4 (2.4)	6.8 (4.8)	5.11 (7.33)	8.67 (1.99)	9.13 (1.31)	8.82 (1.77)	8.82 (1.77)
(ii) Mean tariff rate		4.88 (25.6)	7.06 (14.7)	7.32 (13.4)	7.28 (13.6)	7.3 (13.5)	7.3 (13.5)
(iii) Standard deviation of tariff rates			6.48 (8.8)	5.82 (10.45)	1.4 (21.49)	5.41 (11.48)	5.41 (11.48)
B. Regulatory trade barriers			6.67	4.6	3.23	3.85	3.85
(i) Non-tariff trade barriers				6.22	5.86	5.28	5.28
(ii) Compliance cost of importing and exporting			6.67	2.98	0.61	2.43	2.43
C. Black-market exchange rates	0	0	10	10	10	10	10
D. Controls of the movement of capital and people	1.83	1.83	9.61	7.63	9.74	9.74	6.15
(i) Financial openness	1.66	1.66	10	10	10	10	10
(ii) Capital controls	2	2	9.23	9.23	9.23	9.23	8.46
(iii) Freedom of foreigners to visit				3.65	10	10	0
5. Regulation	5.31	4.81	6.8	6.82	6.5	6.46	6.3
A. Credit market regulations	4.04	2.39	6.21	7.87	7.47	7.51	7.05
(i) Ownership of banks	2	2	5	5	5	5	5
(ii) Private sector credit	6.13	5.18	5.62	9.62	7.41	7.53	7.15
(iii) Interest rate controls / negative real interest rates	4	0	8	9	10	10	9
B. Labor market regulations			6.17	6.34	5.65	5.6	5.6
(i) Hiring regulations and minimum wage			10	7.77	3.33	3.33	3.33
(ii) Hiring and firing regulations			5.17	5.75	5.52	4.8	4.8
(iii) Centralized collective bargaining			7.17	6.52	7.06	7.49	7.49
(iv) Hours regulations			4.7	8	8	8	8
(v) Mandated cost of worker dismissal			0	0	0	0	0
(vi) Conscription	10	10	10	10	10	10	10
C. Business regulations			8.02	6.24	6.37	6.25	6.25
(i) Administrative requirements				4.66	4.47	4.22	4.22
(ii) Bureaucracy costs				4.85	3.56	3.11	3.11
(iii) Starting a business			8.54	9.14	9.37	9.37	9.37
(iv) Impartial public administration	6.07	6.07	7.01	6.22	5.05	4.73	4.73
(v) Licensing restrictions				4.08	7.83	7.85	7.85
(vi) Cost of tax compliance			8.52	8.52	7.92	8.23	8.23

Zimbabwe

	1980	1990	2000	2010	2015	2019	2020
	Rating (Rank)	Rating (Rank)	Rating (Rank)	Rating (Rank)	Rating (Rank)	Rating (Rank)	Rating (Rank)
Summary Ratings (Rank)	5.01 (65)	5.2 (75)	4.53 (123)	4.82 (150)	6.29 (115)	4.6 (162)	4.48 (163)
	Rating (Data)	Rating (Data)	Rating (Data)	Rating (Data)	Rating (Data)	Rating (Data)	Rating (Data)
1. Size of Government	6.51	5.64	5.61	6.76	6.97	5.63	5.56
A. Government consumption	5.56 (21.1)	4.84 (23.56)	3.65 (27.6)	7.48 (14.58)	6.64 (17.42)	9.67 (7.11)	9.34 (8.24)
B. Transfers and subsidies	7.03 (11.4)	8.45 (6.2)	7.75 (8.77)	9.84 (1.07)	9.4 (2.72)	8.5 (6)	8.5 (6)
C. Government investment	10 (12.69)	8.96 (18.64)	10 (6.19)	7.52 (23.69)	9.87 (15.45)	0 (62.86)	0 (63.09)
D. Top marginal tax rate	5	1	2	4.5	4	5	5
(i) Top marginal income tax rate	5 (45)	1 (60)	2 (53.2)	5 (36)	4 (52)	5 (46)	5 (46)
(ii) Top marginal income and payroll tax rate		1 (60)	2 (53.2)	4 (42)	4 (52)	5 (47)	5 (47)
E. State ownership of assets	4.94	4.94	4.66	4.47	4.93	4.97	4.97
2. Legal System and Property Rights	4.83	4.85	4.49	3.72	4.11	4.03	3.97
A. Judicial independence	5.21	5.72	4.64	3.88	4.63	4.53	4.11
B. Impartial courts	5.57	5.33	5.27	3.64	4.22	3.77	3.29
C. Protection of property rights		4.77	2.5	2.33	2.84	3.06	3.06
D. Military interference in rule of law and politics	5	5	6.67	3.33	3.33	3.33	3.33
E. Integrity of the legal system	4.12	4.28	3.94	4.36	4.47	4.19	4.6
F. Legal enforcement of contracts		5.43	5.43	2.37	2.37	2.37	2.37
G. Regulatory restrictions on sale of real property		4.43	4.43	6.78	6.82	7.05	7.05
H. Reliability of police			3.01	3.04	4.17	3.9	3.9
<i>Gender Legal Rights Adjustment</i>	0.94	0.94	1	1	1	1	1
3. Sound Money	5.81	6.09	4.16	4.14	7.91	1.41	1.25
A. Money growth		8.94 (-5.32)	8.98 (-5.11)	8.67 (-6.66)	8.3 (8.51)	0.66 (46.71)	0 (104.26)
B. Standard deviation of inflation	8.75 (3.13)	8.38 (4.05)	2.64 (18.39)	0 (10799.6)	8.83 (2.92)	0 (191.58)	0 (266.43)
C. Inflation: most recent year	8.69 (6.57)	7.05 (14.75)	0 (55.86)	7.89 (10.56)	9.52 (-2.4)	0 (255.29)	0 (557.2)
D. Freedom to own foreign currency bank accounts	0	0	5	0	5	5	5
4. Freedom to Trade Internationally	3.48	4.57	2.75	4.91	5.88	5.78	5.57
A. Tariffs	8.43	5.71	4.56	3.67	5.54	5.14	7.61
(i) Revenue from trade taxes (% of trade sector)	8.87 (1.7)	3.87 (9.2)	5.11 (7.33)	4.91 (7.63)	7.97 (3.04)	7.61 (3.59)	7.61 (3.59)
(ii) Mean tariff rate	8 (10)	7.98 (10.1)	5.72 (21.4)	6.1 (19.5)	6.64 (16.8)	6.5 (17.5)	
(iii) Standard deviation of tariff rates		5.28 (11.8)	2.84 (17.9)	0 (68.06)	2 (19.99)	1.32 (21.7)	
B. Regulatory trade barriers			5.61	3.5	3.66	3.26	3.26
(i) Non-tariff trade barriers			5.22	5.84	5.63	5.2	5.2
(ii) Compliance cost of importing and exporting			6	1.16	1.69	1.33	1.33
C. Black-market exchange rates	0	7	0	10	10	10	10
D. Controls of the movement of capital and people	2	1	0.83	2.46	4.34	4.72	1.39
(i) Financial openness		0	1.66	4.16	4.16	4.17	4.17
(ii) Capital controls	2	2	0	0	0	0	0
(iii) Freedom of foreigners to visit				3.21	8.85	10	0
5. Regulation	4.43	4.87	5.67	4.6	6.56	6.13	6.08
A. Credit market regulations	4.45	6.11	7.42	4.79	9.33	7.1	6.67
(i) Ownership of banks	2	2	8	8	8	8	8
(ii) Private sector credit	5.36	8.32	6.26	6.37	10	9.31	10
(iii) Interest rate controls / negative real interest rates	6	8	8	0	10	4	2
B. Labor market regulations		3.63	4.06	5.05	6.05	6.24	6.24
(i) Hiring regulations and minimum wage			3.52	6.67	6.67	6.67	6.67
(ii) Hiring and firing regulations		3.42	1.57	3.17	2.23	2.96	2.96
(iii) Centralized collective bargaining		4.49	2.45	2.48	3.13	3.55	3.55
(iv) Hours regulations			6.85	8	8	8	8
(v) Mandated cost of worker dismissal			0	0	6.26	6.26	6.26
(vi) Conscription	1	3	10	10	10	10	10
C. Business regulations			5.52	3.95	4.29	5.05	5.34
(i) Administrative requirements			5.1	3.52	2.26	2.41	2.41
(ii) Bureaucracy costs			7.05	2.88	0.67	2.67	2.67
(iii) Starting a business			3.73	5.55	5.83	8.33	8.33
(iv) Impartial public administration	5.06	5.71	4.16	4.46	2.7	1.64	3.33
(v) Licensing restrictions				0	6.99	7.99	7.99
(vi) Cost of tax compliance			7.58	7.29	7.29	7.29	7.29

Chapter 3 Economic Freedom in the Literature: What Is It Good (Bad) For?

Robert Lawson

Scholars such as Adam Smith, David Ricardo, John Stuart Mill, Ludwig von Mises, F.A. Hayek, Milton Friedman, among many others have argued that an economic system based on private property, competitive markets, and free trade would yield good outcomes. In the words of Adam Smith, the “wealth of the nation” would be higher if countries pursued policies consistent with what he called a “system of natural liberty”, or what we here would call economic freedom. To these advocates and those that follow in their footsteps, economic freedom brings about not only material prosperity but human flourishing in many dimensions. In contrast, other scholars, among them Karl Marx, J.M. Keynes, Abba Lerner, and Joseph Stiglitz, have argued that economic freedom leads to disastrous, or at least sub-optimal, outcomes especially in its effects upon business cycles and income equality. More recently, opponents of economic freedom have added concerns about the climate and the environment to the list.

Although the theoretical debate between these various camps is itself interesting, at the end of the day, whether economic freedom yields positive or negative outcomes is an empirical question. Since the first edition of the *Economic Freedom of the World* (EFW) (Gwartney, Lawson, and Block, 1996), scholars have used the EFW index in a multitude of different ways to examine these issues. About a decade ago, Hall and Lawson (2014) examined all the academic papers citing the EFW index from 1996 to early 2011, as listed in the Social Science Citations Index (SSCI), and attempted a cataloguing of the results. They summarized their findings this way:

Of 402 articles citing the EFW index, 198 used the index as an independent variable in an empirical study. Over two thirds of these studies found economic freedom to correspond to a “good” outcome such as faster growth,

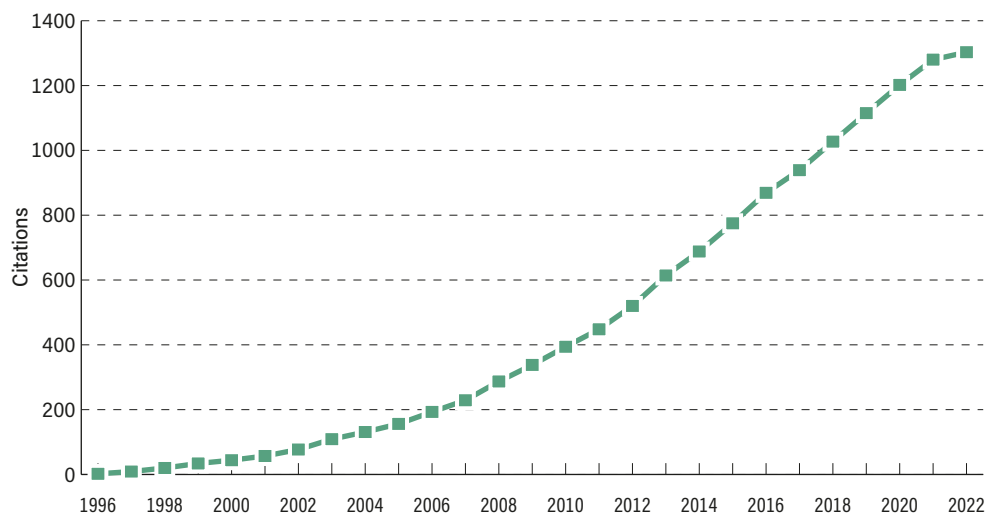
Citation Robert Lawson, Economic Freedom in the Literature: What Is It Good (Bad) For?. In James Gwartney, Robert Lawson, Joshua Hall, and Ryan Murphy, *Economic Freedom of the World: 2022 Annual Report* (Fraser Institute, 2022): 187–199.

Author Robert Lawson holds the Jerome M. Fullinwider Centennial Chair in Economic Freedom; he is also director of the Bridwell Institute for Economic Freedom at the Southern Methodist University (SMU) in Dallas, Texas, USA. Thanks go to Vincent Miozzi (Texas Tech University) and Meg Tuszynski (Southern Methodist University) for their research assistance; any errors are the fault of the author.

better living standards, more happiness, etc. Less than 4% of the sample found economic freedom to be associated with a “bad” outcome such as increased income inequality. The balance of evidence is overwhelming that economic freedom corresponds with a wide variety of positive outcomes with almost no negative tradeoffs.

This chapter is an update to that study and adds to the analysis those papers published and listed in the SSCI from 2011 to early 2022.¹ Including the original 402 papers identified by Hall and Lawson, this chapter includes an *additional* 901 papers, for a total of 1,303. More than twice as many citations of the EFW index were recorded in the last 11 years than in the first 15 years after the first publication. Figure 3.1 shows the cumulative citations of the EFW index by year.²

Figure 3.1: Cumulative citations of the EFW index, 1996 to April, 2022



The primary purpose of this chapter is to assess whether the scholarly literature generally assesses the EFW index to be normatively good or bad relative to the various socio-economic outcomes found in the literature. Before turning to the analysis of the degree to which the EFW index has been found to be good or bad within this literature, we will look at who is writing what kinds of papers in what journals.

- 1 The SSCI list was compiled on April 18, 2022. It is worth noting that the SSCI is a fairly exclusive list of academic journals. There were in fact many, many more academic citations of the EFW index over these years that were not tracked by the SSCI. Academic books, chapters in books, policy studies, and so on as well as many academic journals are simply not in the SSCI and, of course, the SSCI does not track references from popular media of which there are many. While the numbers from Google Scholar are clearly inflated because of self-cites and duplicate publications (e.g., a working paper, conference presentation, and the final journal article may be counted two or more times), that site reports over 12,000 citations to the EFW index.
- 2 Some of the increase in the number of papers being listed in the SSCI could be because the SSCI has added more journals to their list. The entire list of papers can be found here: <<https://www.dropbox.com/s/8onka7wf8unw1dc/EFW%20SSCI%20Database%204.18.2022.xlsx>>.

Top authors, journals, and fields citing the EFW index

Led by the indefatigable Christian Bjornsköv (Aarhus University) with 33 papers and the prolific Horst Feldmann (University of Bath) with 22, the authors with the most SSCI journal citations of the EFW index and shown in figure 3.2. These 20 authors accounted for fully 20% of all the citations. For a project conducted by American academics and published by the Fraser Institute in Canada, it is interesting to see that 11 of the 20 authors listed are based in Europe, and only two, Lawson and Murphy, have direct ties to the EFW project.

Figure 3.2: Top 20 authors using the EFW index

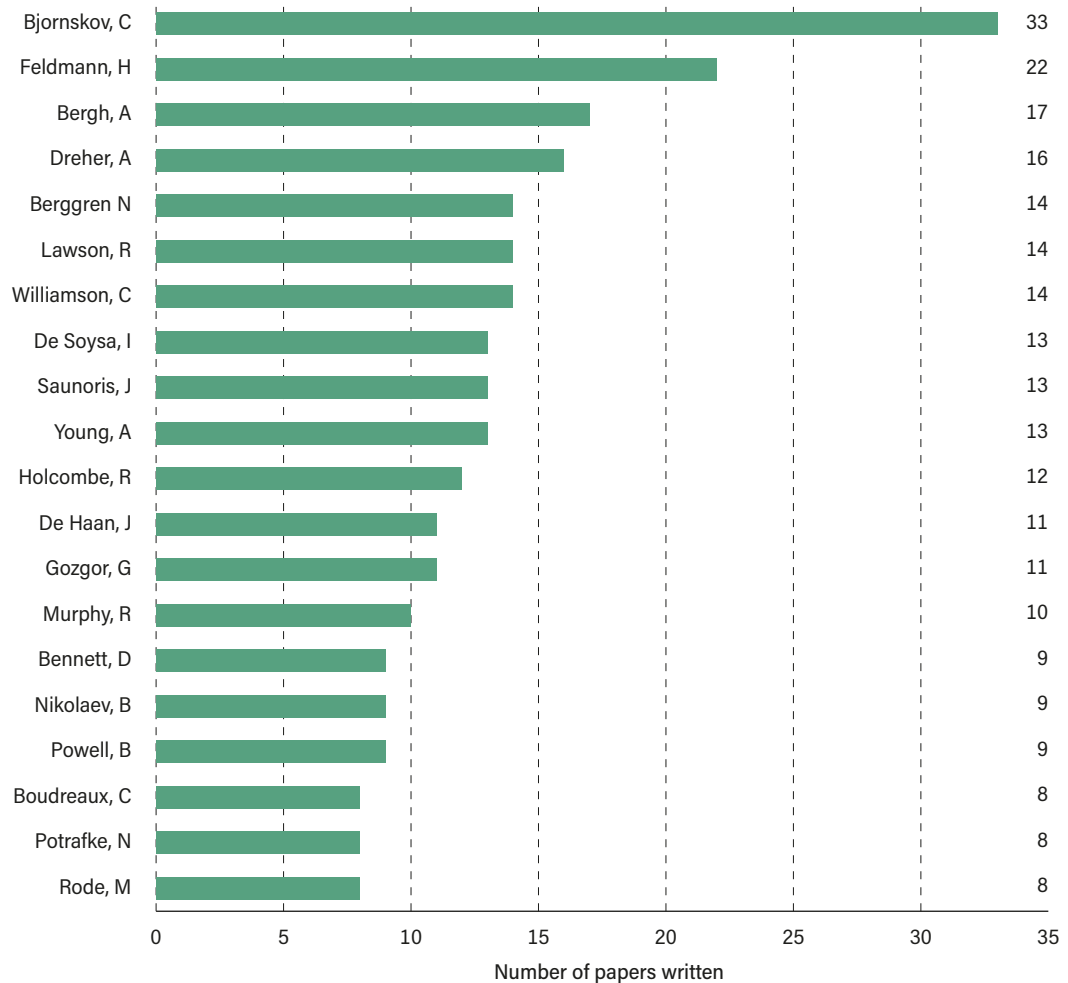


Figure 3.3 reports the citation counts for the 20 (actually 21 because of a tie) journals citing the index most often. *Public Choice* leads the pack with 69 citations of the EFW index. In total, the journals listed in figure 3.3 account for 35% of all the citations. Later, we will examine how sensitive our ultimate findings are to the inclusion or exclusion of the most prominent authors and journals.

Figure 3.4 lists the fields represented by all papers citing the EFW index. Not surprisingly, economics journals dominate the list with 821 citations. Three business fields (business, business finance, and management) accounted for 331 citations combined, while political science and international relations teamed up for 330 citations.³

³ Some journals cover more than one SSCI field so the total count is higher than the number of papers.

Figure 3.3: Journals with the most citations of the EFW index

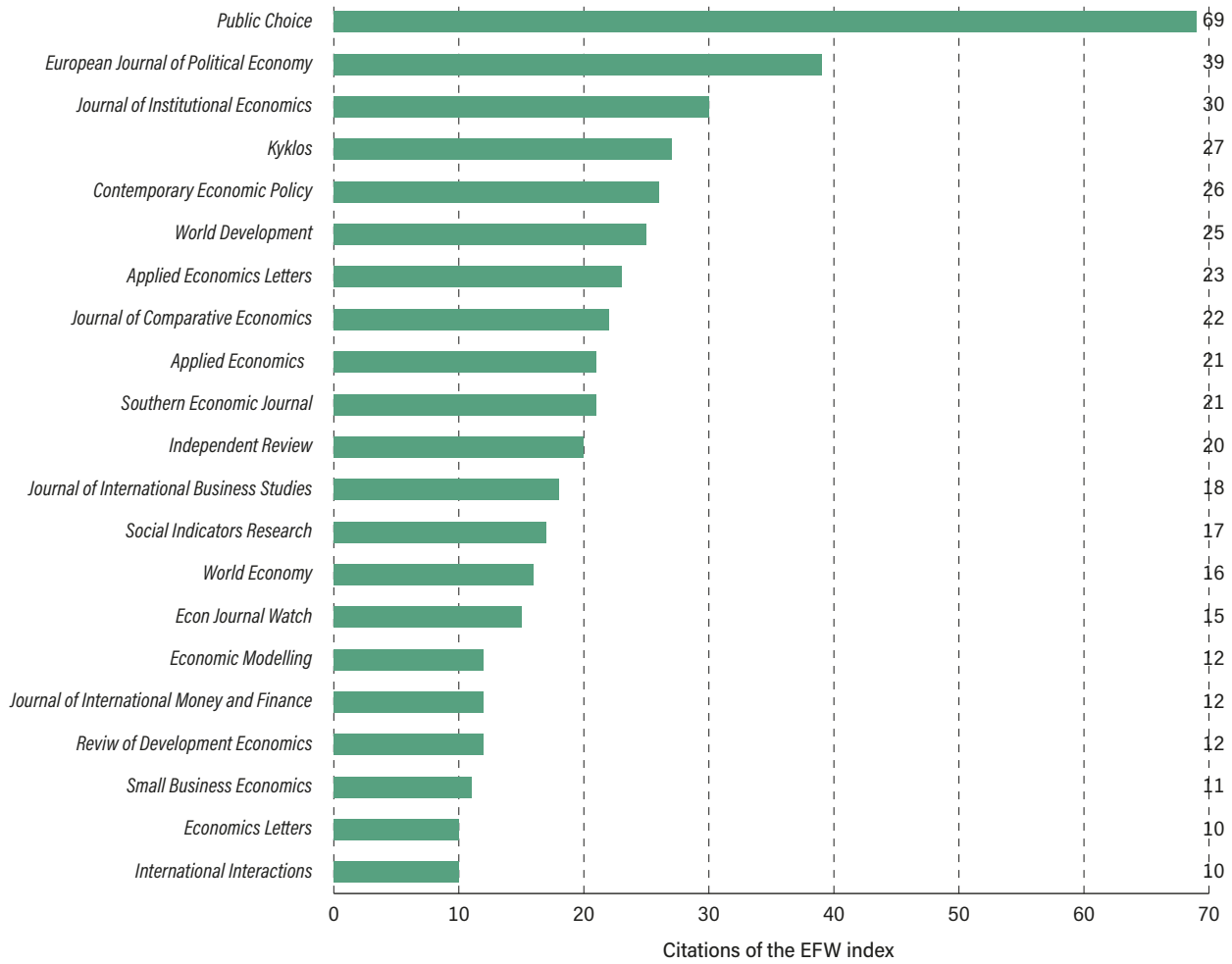
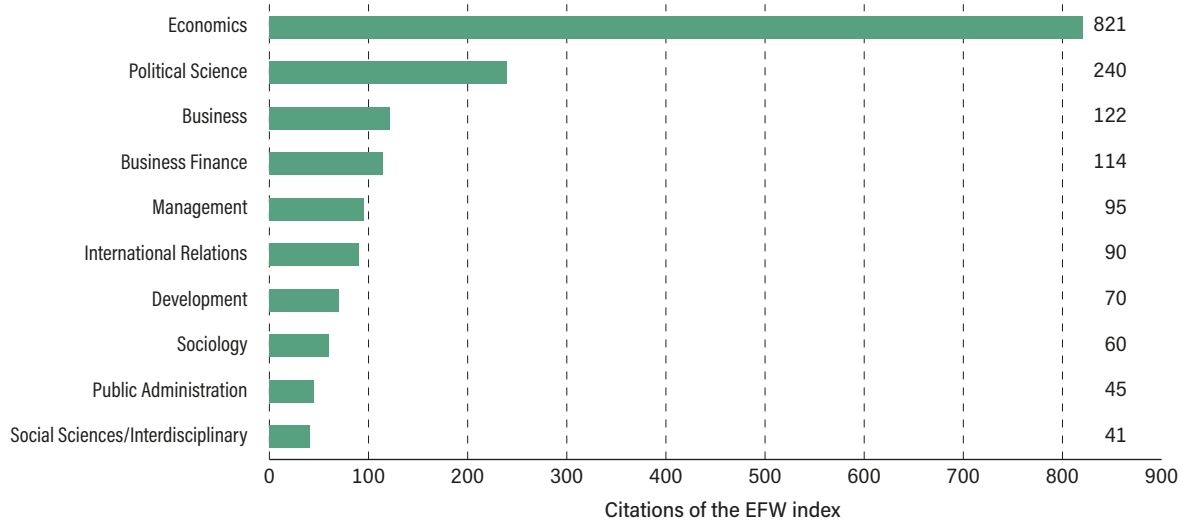


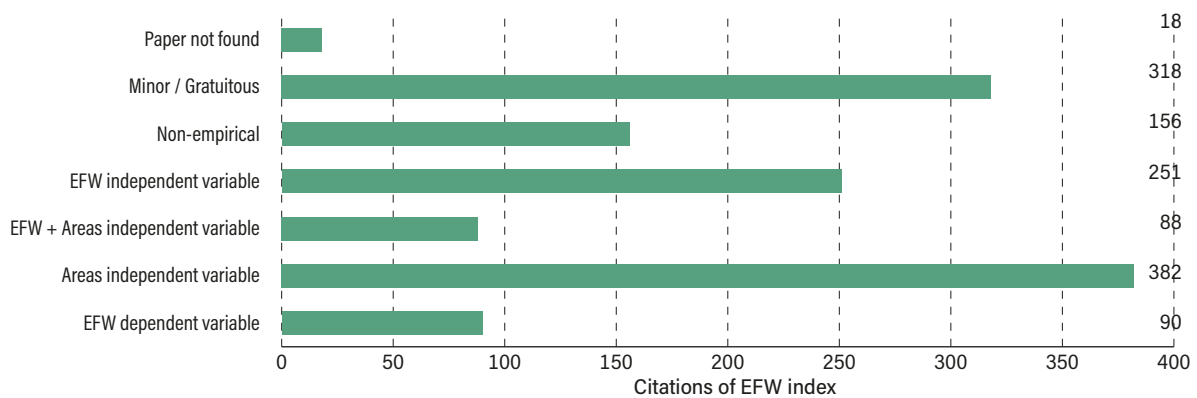
Figure 3.4: Most popular fields citing the EFW index



How is the EFW index used?

Each of the papers was first coded for how the author(s) used the EFW index (figure 3.5). Of the 1,303 papers citing the EFW index: 18 could not be found;⁴ 318 papers included only a very minor or gratuitous citation; 156 papers used the index in more substantial way but the paper did not have a clear empirical model expressed with a dependent variable as a function of various independent variables. The remaining 811 papers did employ a conventional empirical model. Of these, 90 papers used the level and/or change in the EFW index and/or one of its areas or components as the dependent variable.⁵ For the purposes of this chapter, we will focus on the remaining 721 papers that use the EFW summary, area(s), component(s), and/or sub-component(s) as an independent explanatory variable(s); thus, this chapter increases the sample size from the 198 empirical papers examined by Hall and Lawson (2014) by 523 papers.

Figure 3.5: Types of citations and uses of the EFW index



Each of the 721 empirical papers was coded for how the EFW index was used: 251 papers used only the summary EFW index; 88 papers used the summary EFW index and at least one area, component, or sub-component; and 382 papers used only at least one area, component, or sub-component but not the overall EFW index. In Hall and Lawson's study (2014), there were slightly more uses of the summary EFW index ($n = 94$) than of the areas, components, and sub-components ($n = 84$). Over the years, the authors of *Economic Freedom of the World* have expressed some discomfort with the practice of disaggregating the EFW index:

Furthermore, there is reason to question whether the areas (and components) are independent or work together like the wheels, motor, transmission, driveshaft, and frame of a car. Just as these interconnected parts provide for the mobility of an automobile, it may be the combination of interrelated factors that brings about economic freedom. Which is more important for the

4 Despite access to the library systems of three research universities and interlibrary loan requests, we could not locate these 18 papers.

5 Putting EFW on the "left-hand side" of the equation has become a more important part of the literature over time. Lawson, Murphy, and Powell (2020) provide a relatively recent review of 69 such papers.

mobility of an automobile: the motor, wheels, or transmission? The question cannot be easily answered because the parts work together. If any of these key parts break down, the car is immobile. Institutional quality may be much the same. If any of the key parts are absent, the overall effectiveness is undermined. (Gwartney, Lawson, Hall, and Murphy, 2021: 6)

Despite the authors' warning above, it is clear that disaggregating the index has become more popular. While we did not track which areas, components or sub-components were used most, Area 2 (Legal Structure and Property Rights) was clearly the most commonly used; Area 1 (Size of Government), Area 4 (Freedom to Trade Internationally), Area 5 (Regulation), and Component 5B (Labor Market Regulation) were also commonly used.

Is economic freedom positively or negatively linked to desirable outcomes?

After determining how the EFW index was used, the second step was to evaluate whether the EFW index (and/or its areas, components, and sub-components) was positively linked to a desirable dependent variable (or negatively linked to an undesirable dependent variable), in which case the paper was coded as a “good” result for economic freedom. If the EFW variable correlated positively with an undesirable outcome (or negatively with a desirable outcome), the paper was coded as a “bad” result. If the EFW variable was sometimes good, sometimes bad, generally insignificant, or conditional on other factors, then the paper was coded as a “mixed/null/uncertain” result.

This scoring process is obviously somewhat subjective but it was rarely difficult to code a paper. In determining whether the dependent variable was a good outcome or a bad outcome, a *ceteris paribus* (all things being equal) assumption was applied. Outcomes like economic growth, foreign direct investment (FDI), life expectancy, and happiness are clearly desirable outcomes, all things being equal, at least to most people. Likewise, outcomes like inequality and pollution are clearly undesirable outcomes, again, all things being equal and at least to most people. A few outcomes were impossible to classify as uniformly desirable or undesirable, even if holding all else equal, and in these cases, the papers were inevitably classified in the mixed/null/uncertain category. A good example of this would be those papers that looked at public opinions of various kinds as the dependent variable; we don't see any way to code people's opinions as either good or bad.

The papers under investigation showed varying levels of care with the data and econometric sophistication. We did not omit or attempt to correct any papers that we thought were flawed, and there were many such papers. All the papers passed through an editorial and peer-review process that led ultimately to final publication in an SSCI-indexed journal, and as a result they are all now a part of the social scientific record. The bottom line is that it is simply not our place here to judge these papers a second time.

Among the entire group of 721 empirical papers, slightly more than half (50.6%, $n = 365$) of the papers were deemed to be good in that the EFW index variable was positively correlated with a good outcome. Only 4.6% ($n = 33$) were classified as bad. Lastly, some 44.8% ($n = 323$) of the papers fell into the mixed/

null/uncertain category. Compared with the findings of Hall and Lawson (2014) based on 198 papers, these updated numbers based on 721 papers indicate a lower percentage of positive results, more mixed/null/uncertain results, and about the same proportion of negative results (figure 3.6).

Figure 3.6: Normative outcomes associated with the EFW index, 2014 and 2022

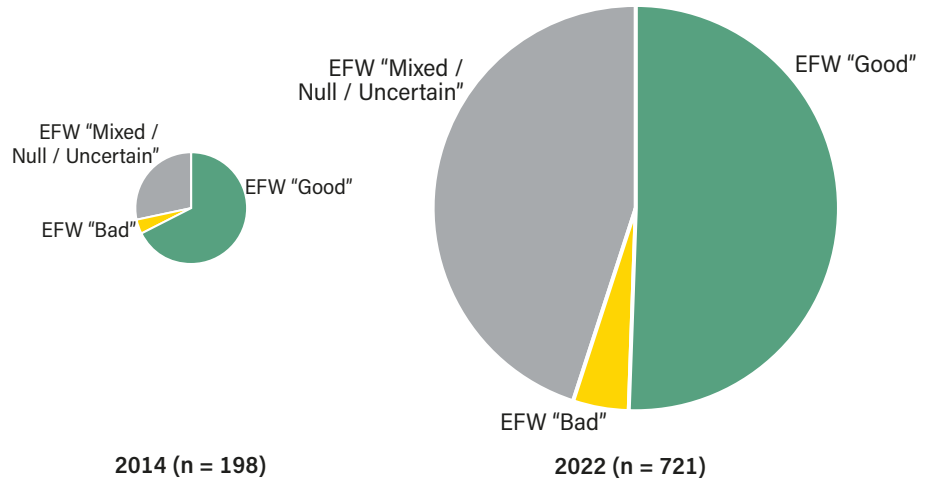
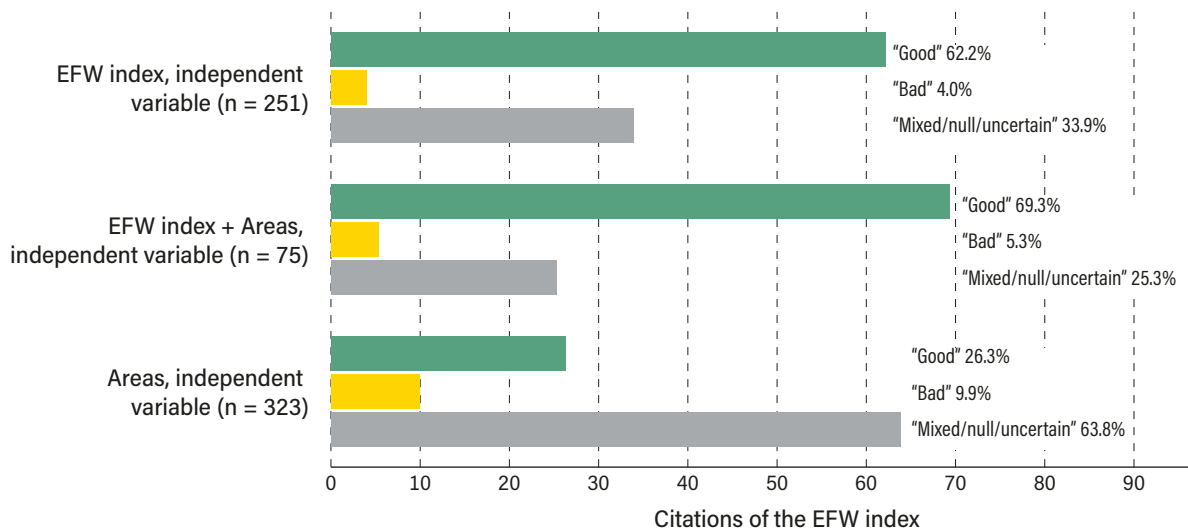


Figure 3.7 breaks down the results based on how the EFW index was used. If the paper used the summary index only (or used the summary index along with some areas, components and/or sub-components), then it was about twice as likely to find a positive result as a mixed/null/uncertain result. In contrast, papers using only elements of the EFW index, such as ratings from Area 2, Legal Structure and Property Rights or component 5B, Labor Market Regulation, were much less likely to find a positive result and much more likely to find a mixed/null/uncertain one. Normatively bad classifications, while still fairly rare, were more than twice as likely when authors used areas, components, and sub-components than when they used just the summary index.

Figure 3.7: Normative outcomes (%) by use of EFW index, 2022



Diversity of dependent variables

With so many different dependent variables being used in these studies, it is almost impossible to summarize the outcome variables. The word clouds depicted in figures 8a and 8b illustrate the most common words describing the outcome variables when the EFW variable was coded positively (figure 3.8a) or negatively (figure 3.8b). As expected, the EFW index seems to clearly correspond in a good way with variables like economic growth, investment, and income. Inequality is shown to be a very common outcome among the papers classified as bad; that is, several papers found that the EFW index variable(s) correlated with greater income inequality.

Figure 3.8a: Most common words describing the outcome variables when the EFW variable was coded *positively*



Figure 3.8b: Most common words describing the outcome variables when the EFW variable was coded *negatively*



To gain some additional precision in our understanding of these results, we collected many of the papers into the following broad categories.

Conflict This refers to things like wars, civil unrest, and terrorist attacks.

Corruption and shadow economy Both measures of corruption, such as the Transparency International index, and the underground economy are in this category.

Entrepreneurship and innovation This groups covers papers looking at entrepreneurship, business starts and failures, as well as measures of innovation such as patent applications.

Environmental outcomes This includes CO₂ emissions and other measures of pollution as well as environmental outcomes like biodiversity.

Economic growth Primarily, this is growth in GDP per capita but this group includes some papers looking at growth by economic sector.

Human rights and social development This category includes those papers looking at the UN's Human Development index as well as those looking at social progress indicators like life expectancy, social trust, and so on.

Immigration and travel Papers on migrant (including refugee) and immigrant stocks and flows and papers on tourist travel are in this group. A positive outcome is recorded when higher levels of economic freedom increase the attractiveness of a jurisdiction to tourists and immigrants.⁶

Income and productivity Typically, this category uses GDP per capita but there are numerous papers looking at output per worker or total factor productivity.

Inequality Papers examining the effect of economic freedom on both income and wealth inequality are in this group.

Investment Papers looking at investment in both physical and human capital as the dependent variable are in this group; papers on foreign direct investment (FDI) are also here.

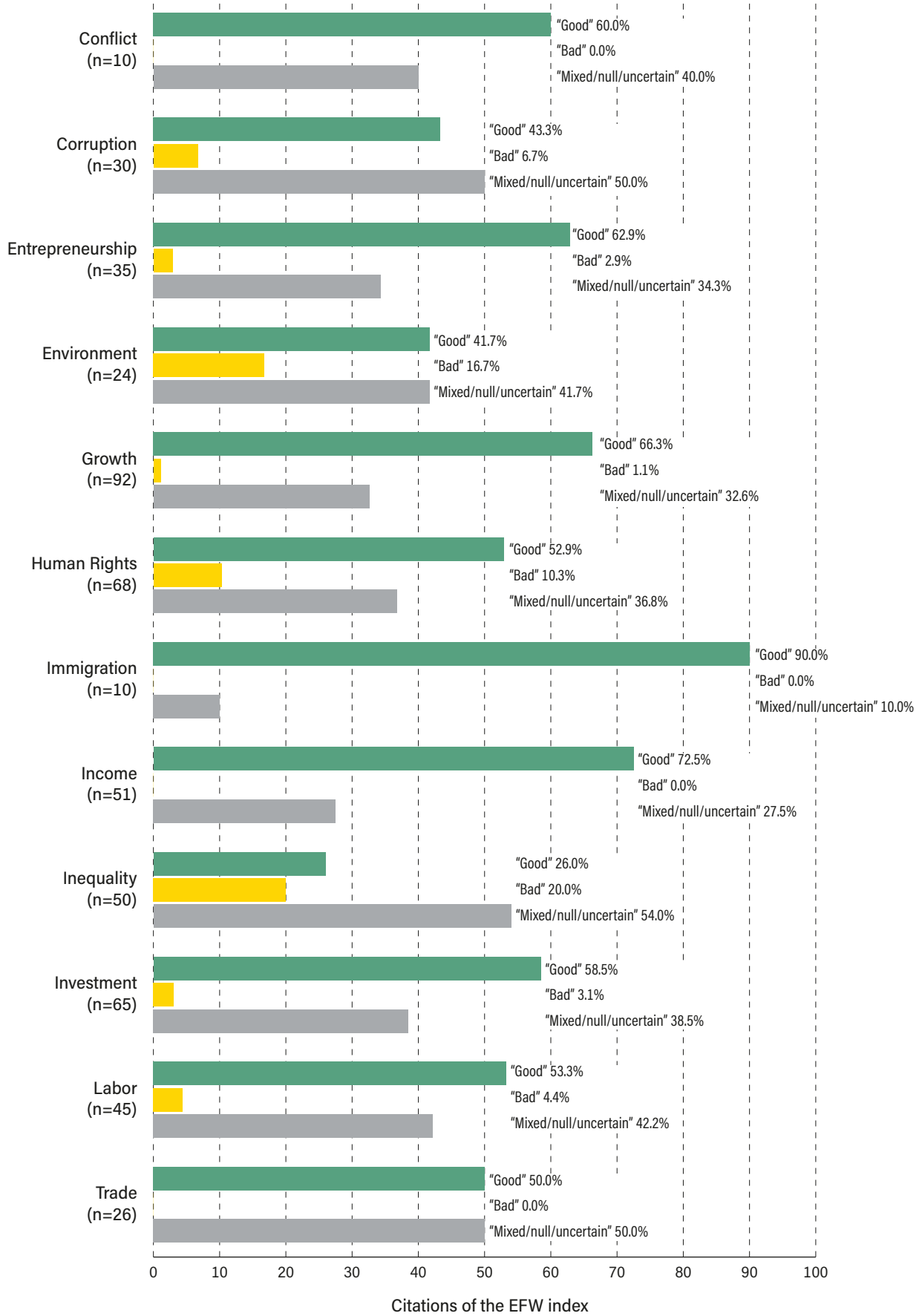
Labor market outcomes This category includes papers focused on unemployment, employment, wages, or labor-force participation.

Trade The papers looking at imports and/or export are collected in this category.

Figure 3.9 reports the good, bad, and mixed/null/uncertain breakdowns in these broad categories. In each category, the positive results outnumbered the negative results and, in most cases, positive results were the most common finding overall, even if including mixed/null/uncertain results. As expected, the EFW index variables were quite positively related to the more “economic” variables, such as growth, income, investment, labor, and trade. The only categories in which the negative results accounted for even double-digit shares were environmental outcomes, human rights, and social development, and inequality. But again, it is important to note that even in these categories, economic freedom was more commonly found to have a normatively good correlation with these outcomes than a bad correlation.

6 While there is a vigorous public debate about the desirability or undesirability of immigrants, migrants, and refugees on various social outcomes such as jobs, wages, crime, social welfare spending, and so on, the social-science literature has generally not found immigrants to be associated with worsening social and economic conditions among natives, and there is little doubt about the welfare gains to the migrants themselves (Nowratsteh and Powell, 2021).

Figure 3.9: Normative outcomes (%) by dependent variable, 2022

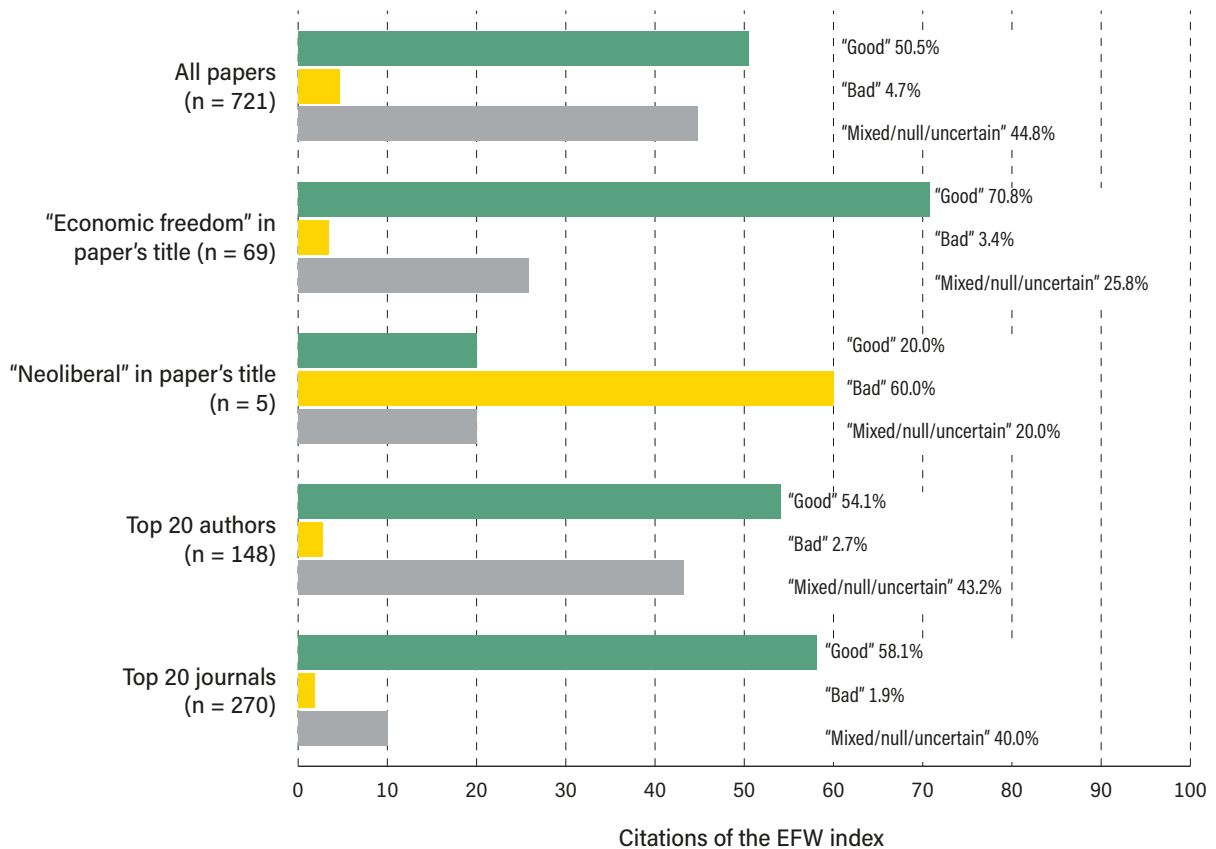


Publication bias?

Finally, we turn our attention to the prospect that the preponderance of good findings (and relative paucity of bad ones) are the result of ideological bias or publication bias on the part of the authors and/or journals. First, we speculate that authors using the term “economic freedom” in the actual title of a paper are more likely to be sympathetic to liberal market policies and institutions of the type measured by the EFW index; likewise, we strongly suspect authors using the term “neoliberal” are more likely to be hostile to these ideas.

If we look only at papers using these terms, we do see some evidence of possible ideological bias. In figure 3.10, we see that over 70% of the 69 papers using the term “economic freedom” in the title were coded as good. Interestingly, while lower than in the overall sample, the papers using “economic freedom” in the title still reported negative results 3.4% of the time. The balance of the papers (25.8%) were coded as mixed/null/uncertain.

Figure 3.10: Normative outcomes (%) by word use, top authors and top journals, 2022



There were only five papers using the term “neoliberal” in the paper’s title. Still, it is interesting to note that three of the five papers reported bad outcomes for the EFW index, while the other two papers were split between good and mixed/null/uncertain. Recall that in the overall sample of 721 empirical papers, slightly more than half, 364 papers (50.5%), found the EFW index to be correlated with a good outcome, 34 papers (4.7%) reported the EFW index to be correlated with a bad outcome, and 323 papers (44.8%) found mixed/null/uncertain results.

Obviously, any generalizations from this small sample, especially among the very few papers using “neoliberal”, should be done with extreme care. Additionally, causation is hard to determine here. Do people who like (dislike) economic freedom and who are more likely to use such terms, experiment with empirical specifications and methods, commonly referred to as “p-hacking”, until their regressions get their desired good (bad) results? Or are people who find good (bad) results more likely to use terms like “economic freedom” (“neoliberal”)? Setting these cautions aside though, it does seem to be the case that authors using the terms “economic freedom” (“neoliberal”) are more (less) sympathetic to the cause of economic freedom than those not using these terms.

Next, we examine the possibility of publication bias among journals and referees. Doucouliagos (2005) argued that publication bias among journal editors and referees was responsible for some of the positive EFW findings with respect to growth. Next, we reexamine this thesis. Figure 3.10 also reports the good/bad/mixed breakdowns among the 148 empirical papers published by the 20 most prolific authors (as shown in figure 3.2). For good measure, figure 3.10 additionally shows the results among the 270 empirical papers published in the 20 most common journals (as shown in figure 3.3).⁷ Although the top authors and journals are slightly more (less) likely to report that the EFW index correlates with a good (bad) outcome than the overall sample, it does not appear that this effect is very strong as the results are not that far out of line with the larger dataset.

Conclusions

This chapter has updated the paper by Hall and Lawson (2014) that examined the 198 papers using the EFW index as an independent variable in a traditional empirical model through early 2011. This chapter added 523 papers to the original list, bringing the total number of empirical papers to 721. As in the earlier study, we find again that the bulk of the evidence suggests that economic freedom, as measured by the EFW index, corresponds with normatively good outcomes. Just over 50% of the papers report normatively good correlations while about 45% report mixed/null/uncertain results. Compared with the earlier article by Hall and Lawson, this chapter does find more mixed/null/uncertain and a lower percentage of good results. We believe the increased use of more and more sophisticated empirical methods plus additional calls from editors and referees for ever more robustness checks has contributed to the increase in mixed/null/uncertain results. In addition, more papers are disaggregating the EFW index, and these papers appear less likely to find a clean positive or negative result.

There are a few papers, about one out of 20, that reported a normatively bad outcome when analyzing data from the EFW index. This proportion is essentially unchanged from the finding of Hall and Lawson’s earlier study. Importantly, there appears to be no consensus in the overall literature on these negative results; in every instance, at least as many other papers using the same or similar outcomes reported positive results.

⁷ There are fewer papers listed for the top authors and the top journals in figure 3.10 than in figures 3.2 and 3.3 because figure 3.10 looks only at the empirical papers; that is, it omits the gratuitous, minor, or non-empirical citations that were included in figures 3.2 and 3.3.

References

- Doucouliafos, C. (2005). Publication Bias in the Economic Freedom and Economic Growth Literature. *Journal of Economic Surveys* 19, 3: 367–387.
- Gwartney, James, Robert Lawson, and Walter Block (1996). *Economic Freedom of the World: 1975–1995*. Fraser Institute. <<https://www.fraserinstitute.org/research/economic-freedom-of-the-world-1975-1995>>, as of July 6, 2021.
- Gwartney, James, Robert Lawson, Joshua Hall, and Ryan Murphy (2021). *Economic Freedom of the World: 2021 Annual Report*. Fraser Institute. <<https://www.fraserinstitute.org/studies/economic-freedom-of-the-world-2021-annual-report>>, as of July 6, 2022.
- Hall, Joshua, and Robert Lawson (2014). Economic Freedom of the World: An Accounting of the Literature. *Contemporary Economic Policy* 32, 1: 1–19.
- Lawson, Robert, Ryan Murphy, and Benjamin Powell (2020). The Determinants of Economic Freedom: A Survey. *Contemporary Economic Policy* 38, 4: 622–642. <https://papers.ssrn.com/sol3/papers.cfm?abstract_id=3704362>, as of July 11, 2022.
- Nowrasteh, A., and B. Powell (2021). *Wretched Refuse: The Political Economy of Immigration and Institutions*. Cambridge University Press.

Chapter 4 Doing Business 2.0: A Better Guide for Policy Makers

Simeon Djankov

1 Introduction

Markets exhibit failures ranging from monopoly power to externalities (Pigou, 1938). Governments counter these failures through regulation. However, there are significant differences in the regulation of business activity across countries according to the level of income, the legal origin, and the proclivity of government towards economic freedom (La Porta, Lopez-de-Silanes, Shleifer, and Vishny, 1998, 1999). Academic studies cover a wide spectrum of regulation, ranging from regulation on securities markets, to business entry and operations, corporate taxation, and property registration. Income per capita tends to enter these sets of analyses negatively and significantly: poorer countries regulate more. The direction of causation is unclear, however. Countries may be poor precisely because regulation is hostile to economic freedom.

The economic cycle also affects how governments regulate business activity. In his treatise *The Road to Serfdom* (1944/2001), Friedrich Hayek argues that the abandonment of individualism and classical liberalism inevitably leads to a loss of freedom, the creation of an oppressive society, and in some cases the tyranny of a dictator, and the serfdom of the individual (Caldwell, 2020). In times of economic crises, societies naturally demand new protections from their governments. These protections aim to enhance security at the expense of freedom. The history of previous crises teaches us that such protections tend to remain in place long after the original purpose of regulation or state intervention has abated and sometimes lead to the path Hayek predicted.

Enter the *Doing Business* project, which measures globally the efficiency in which governments regulate economic life (Djankov, Glaeser, La Porta, Lopez-de-Silanes, and Shleifer, 2003). The importance of this project lies in the analyses of determinants of freedom. As the analyses are performed both over time and

Citation Simeon Djankov, Doing Business 2.0: A Better Guide for Policy Makers. In James Gwartney, Robert Lawson, Joshua Hall, and Ryan Murphy, *Economic Freedom of the World: 2022 Annual Report* (Fraser Institute, 2022): 201–213.

Author Simeon Djankov is Policy Director, Financial Markets Group, London School of Economics (s.djankov@lse.ac.uk).

Acknowledgments This paper has been financed by a grant from the Atlas Network. The author thanks Rabah Arezki, Cesar Chaparro, Geronimo Frigerio, Marcelo Lu, Fred McMahon, Amy Proulx, Ian Vasquez, and Matt Warner for their comments. An earlier version of this chapter appeared as a working paper at the Cato Institute's website, <<https://www.cato.org/>>.

across many countries, also using consistent methodology, they contribute to our understanding of the factors that prevent the loss of economic freedom and in fact extend such freedom both for individuals—in this case entrepreneurs—and businesses at large. These freedoms are in turn viewed from the perspective of classical liberalism as underlying the path to prosperity.

The interplay between freedom and prosperity has preoccupied practitioners and scholars throughout history. The matter was the subject of intense discussion in the period after World War II, which witnessed a sharp increase in the number of democracies in the world—from 38 in 1970 to 99 in 2019—as well as a rapid and steady increase in global income per capita. The three-quarters of a century after the end of World War II have been a golden age in terms of one narrow but key measure of prosperity, the growth of real per-capita income (or gross domestic product, GDP). This measure of global prosperity multiplied by over 425% between 1950 and 2019, before the COVID pandemic struck.

Global trade flourished after World War II: free and open maritime trade routes stretched around the world; the US dollar's status as the world's reserve currency has provided unprecedented stability to the global economy; and international bodies like the United Nations and the World Trade Organization have served as international forums to moderate and resolve disputes that otherwise may have devolved into conflict.

The benefits of this system have been impressive. The proportion of the world's population in extreme poverty has declined rapidly. Consistent data are available on a world scale only from the early 1980s but since then, estimates using the World Bank global poverty line of \$1.90 (in purchasing power parity) per person, per day show that the fraction of world population in poverty in 2019 was less than a fifth of what it was in 1981—8% compared to 42%.

Other prosperity indicators have improved dramatically as well. Primary-school completion rates have risen globally from 70% in 1970 to 94% in 2019. Maternal mortality has fallen fourfold, from 600 to 140 per 100,000 live births over the past roughly 50 years. Infant mortality is now a fifth of what it was in 1970 (25 compared to 120, per 1,000 live births). These improvements in mortality have contributed to improving life expectancy, up from 52 years in 1970 to 73 years in 2019, an increase of 21 years on average.

This progress can in part be explained by the advance of human freedom overall and economic freedom, often using objective indicators to motivate reform (Vásquez, McMahon, Murphy, and Schneider, 2021; Gwartney, Lawson, Hall, and Murphy, 2021). The World Bank has done an admirable job investing in the development of the *Doing Business* methodology and collecting the data for 20 years. Now that the World Bank has discontinued the project, its continuation will be a significant undertaking for any academic institution or group of like-minded institutions. Such institutions will, however, have at their disposal all the materials and lessons learned in the initial two decades of the project. These provide for a flying restart.

The *Doing Business* project

In its two decades of existence, 2001–2020, the *Doing Business* project became one of the primary data references in the area of improving the business environment, along with Fraser Institute's *Economic Freedom of the World*, the Heritage Foundation's *Index of Economic Freedom*, and the World Economic Forum's

Global Competitiveness Index. Its first annual report was published in 2003, with the data and survey respondents made available online for immediate use by researchers. Among global indicators of the business environment, it has been estimated to hold a substantial market share.¹

The *Doing Business* report was first published with five sets of indicators for 133 economies and by 2020 was covering eleven sets of indicators for 190 economies. The team that created *Doing Business* had been formed in 2001, during the writing of the *World Development Report 2002: Building Institutions for Markets* (World Bank, 2001). The focus on the importance of institutions in development was chosen by Nobel Prize Laureate Joseph Stiglitz, who at the time was the World Bank's Chief Economist.

The inspiration behind the project was twofold. First, some of the authors had previously researched the experience of centrally planned economies and documented the waste of entrepreneurial talent and resources that results from over-regulation. Second, in his book, *The Other Path*, Hernando de Soto (1989) showed that the prohibitively high cost of establishing a business in Peru denied economic opportunity to the poor. This pattern of regulatory suppression of formal businesses was apparent in many developing economies other than Peru.

The decision of the World Bank's management to discontinue the collection of *Doing Business* data has presented a challenge for policy makers, as these data are one of the helpful aids in understanding and reforming business regulation. There had been previous attempts at moving *Doing Business* outside the World Bank as the project matured. This opportunity is now possible, should a reputable academic institution show commitment to restart the data collection and analysis, perhaps in cooperation with entities that have presence in multiple developing economies.

Twenty data projects or indices have used *Doing Business* as one of its sources of data: the Cato and Fraser Institutes' *Human Freedom Index* (HFI); the Fraser Institute's *Economic Freedom of the World* (EFW); the Heritage Foundation's *Index of Economic Freedom* (IEF); the World Economic Forum's *Global Competitiveness Index* (GCI); *Networked Readiness Index* (NRI, jointly with INSEAD); *Enabling Trade Index* (ETI); *Travel and Tourism Competitiveness Index* (TTCI); INSEAD's *Global Talent Competitiveness Index* (GTCI); *Global Innovation Index* (GII, jointly with Cornell University and the World Intellectual Property Organization); KPMG's *Change Readiness Index* (CRI); Citi and Imperial College London's *Digital Money Index*; International Institute for Management Development's *World Competitiveness Yearbook*; DHL's *Global Connectedness Index* (GCI); PricewaterhouseCoopers' *Paying Taxes 2021: The Global Picture*; Legatum Institute's *Legatum Prosperity Index*; The Millennium Challenge Corporation's *Open Data Catalog*; *International Civil Service Effectiveness* (InCiSE) index of Oxford University, Blavatnik School of Government and the Institute for Government. Two ratings agencies: Moody's and S&P, have used indicators from *Doing Business* in their institutional development or crisis resilience scores.²

1 Sixty-five percent share in citations in media and public *fora* according to Roberts et al., 2021.

2 Most of these projects or institutions use indicator-level data. The indicator set most widely used is starting a business, followed by labor market regulation (which is a set of indicators collected by the World Bank but not part of *Doing Business* after 2012) and paying taxes. These indexes typically combine *Doing Business* data with data from other sources to assess an economy along a dimension such as resilience, institutional development, competitiveness, or innovation.

Doing Business has also informed a substantial share of the World Bank Group’s projects providing financing, advice, or technical assistance to client countries on the business environment. This portfolio consisted of 676 projects representing \$15.5 billion in commitments during the 2010-to-2020 period. In the same period, *Doing Business* tracked nearly 3,000 country-level business regulatory reforms across 184 economies (of 190 measured). These results prompted praise in the 2018 external audit report: “The Ease of Doing Business indicators are one of the World Bank’s most important contributions to research and public policy” (Morck and Shou, 2018: 3).

Academic researchers are another set of users. *Doing Business 2019* reported that there have been “more than 3,400 research articles discussing how regulation in the areas measured by *Doing Business* influence economic outcomes” published in peer-reviewed academic journals, 1,360 of those published in the top 100 journals, and another 9,450 “published as working papers, books, reports, dissertations or research notes” (World Bank, 2018: 32). By mid-2022, about 19,500 research publications had cited the report.³ The background research papers that constitute the methodology have several thousand citations each, adding to the tally of academic use of the data. For instance, the inaugural paper, Regulation of Entry, has 5,450 citations in Google Scholar.⁴

A 2021 report by a panel of distinguished academics suggests ways to improve the *Doing Business* methodology. The goal of this report was stated as: “The Doing Business project is a unique source of comparable global data, relevant for researchers, businesses, and policymakers, and potentially of great value to inform decisions by governments and firms. However, to unleash that potential the current methodology should be significantly modified, implying a major overhaul of the project” (World Bank, 2021: 4). The findings in this report, alongside the findings of the previous reviews of *Doing Business*, are used in this paper to propose features of an improved product.

Section 2 elaborates on the main ingredients of a Doing Business 2.0 product. Section 3 proposes recommendations for improving the methodology, with implementation plans for each. The possible architecture of an improved product is outlined in Section 4. Section 5 lists additional sets of indicators requested by previous stakeholders. Section 6 concludes.

2 Three main ingredients of Doing Business 2.0

There have been periodic attempts at spinning off *Doing Business* from the World Bank as the project matures. By creating and developing the project the World Bank has provided a valuable public service, while recognizing that further research of the data may be better performed at an academic institution. The discussions about the possible spin-off have highlighted three main challenges in doing so: [1] the ability of another institution to collect data globally; [2] the

3 Based on a Google Scholar search of the ten published peer-reviewed articles that develop the methodology of *Doing Business* (as of July 12, 2022). For example, for the *Doing Business* company entry requirements, <https://scholar.google.com/citations?view_op=view_citation&hl=en&user=rx3Gb1wAAAAJ&citation_for_view=rx3Gb1wAAAAJ:d1gkVwhDpl0C> lists 5,458 citations.

4 Google Scholar, <https://scholar.google.com/citations?view_op=view_citation&hl=en&user=rx3Gb1wAAAAJ&citation_for_view=rx3Gb1wAAAAJ:d1gkVwhDpl0C>, as of June 5, 2022.

ability to remain independent under pressure from governments and sources of funding; and [3] the ability for doing research and disseminating the findings in a way that benefits policy makers in developing countries. Doing Business 2.0 has to address these three challenges to constitute an improvement over the initial product.

1 *Global collection of data*

As regards the first challenge, an academic institution (university) with an established track record of research and policy analysis on regulatory reform would provide an improvement over a multilateral bank with priorities in operational lending projects. The data collection and analytical work at this university can be complemented by a partner with global network of think-tanks operating in the areas of legal and economic data. The experts in these think-tanks have local knowledge of regulatory reform and the contacts to approach other local professionals in the respective fields of analysis.

A secondary question is how to recruit local partners in some of the 190 countries in which *Doing Business* operated, countries where the think-tank community is small and where university research may be still in its infancy. This gap can be addressed by expanding the reach of the current network of think-tanks. There is some experience in newly created think-tanks conducting the annual business leaders' opinion survey underlying the World Economic Forum's *Global Competitiveness Rankings*. This experience can be studied to keep the initial coverage of the project, in particular in fragile and conflict-affected countries. For the analysis to be of service to policy makers and researchers, the dataset has to keep its global coverage.

2 *Independence from governments and sources of funding*

The second challenge is to maintain independence from governments and financial sponsors. At the World Bank, there were allegations of pressure from governments to influence the data, for example in the case of Azerbaijan by "training" respondents on how to answer survey questions. Having top universities spearhead the project addresses this challenge, as universities have diversified sources of funding and apply strict ethical guidelines to the work in their research centers. The same high level of independence and scrutiny will emanate should a global network of think-tanks be involved too.

3 *Research and dissemination in developing countries*

The third challenge for a successful start of Doing Business 2.0 is to develop academic research capabilities as the regulatory environment evolves and the methodology needs to change. Such research will highlight differences between laws and practice across advanced and developing economies and ways to account for these differences in revisions to the indicator methodology. This is the area where the original product experienced the most difficulty, as few methodology changes were based on solid research. A university setting would be more amenable to the link between rigorous research and the evolution in the methodology. We return to this issue later in the paper.

A single institution is unlikely to meet all three challenges on its own. Basing the project at a university is already an improvement over the original (and thought to

be temporary) setting. The researchers and data analysts at the university would benefit from the help of experts at like-minded entities who may collect data locally and participate in the improvement of the methodology.

3 Seven ways to improve the methodology

In this section we propose several features of an improved *Doing Business* product. These features can be implemented at the restart of the project, or over the course of several years, in order to increase the credibility of the analysis. The first improvement is in revising the assumptions about administrative or judicial procedures and documents to reflect the advance on electronic document transfer. The second suggestion is to add a hypothetical case of a majority foreign-owned business. The third proposed feature is to restore the indicator of labor regulation. The fourth improvement is to develop an indicator on the positive function of government, for example in the area of public procurement. The fifth proposal is to distinguish between law and practice and develop a parallel set of indicators on the practice of regulation (Bosio, Djankov, Glaeser, and Shleifer, 2022). The penultimate suggestion is to work with scholars in developing economies to create country case studies of reform. Finally, the methodology should advance only based on rigorous research published in peer-reviewed academic journals.

3.1 Revise assumptions about “steps” and “documents”

The growth of on-line government services has aged the relevance of methodological assumptions on the number of obligatory steps, as well as the associated need for documents and time spent fulfilling these obligations. The indicators are based on some working assumptions about on-line services, for example counting on-line steps as taking half a day in starting a business.

An additional check using administrative data needs to ascertain that such services are used by the majority of businesses. Administrative data on actual usage will bridge the gap between *de jure* availability and *de facto* implementation of on-line business services. In some countries, this gap may be the result of factors outside the functioning of the specific government authority. One example is frequent electricity shortages or internet stoppage, which limit the use of government on-line services.

This methodological improvement will highlight the link between technology and regulation.

3.2 Include a hypothetical case of a majority foreign-owned firm

One frequent request for expanding the methodology is to include a case study of a foreign-owned firm. This request can be accommodated by first making uniform across indicators the firm-specific assumptions and second by adding a case of a firm that is majority-owned (say, at 75%) by foreign interests. Comparing the baseline case of a domestically owned company with the secondary case of a majority foreign-owned company will illustrate in what ways treatment of foreign owners differs in the laws of the respective country.

This addition will present the opportunity to carefully go over the case study assumptions and make them truly uniform across the 12 indicator groups. A large degree of uniformity already exists. As the methodology has developed over the 2000-to-2010 period, however, a fresh look is needed.

3.3 Restore the Employing Workers indicator

In 2010, the World Bank Board decided to eliminate the Employing Workers indicator from the *Doing Business* ranking, where it featured in the first seven years of the product's development (Kang, 2010). Yet the Employing Workers indicator has a sound research basis, with the initial dataset provided by Botero and colleagues (2004) being used in nearly 3,000 academic publications.⁵ Restoring the indicator will provide a more accurate mapping to the environment businesses face.

There is ample academic research, often using the *Doing Business* indicators, documenting the effects of labor regulation. For example, Garicano, Lelarge, and van Reenen (2006) study the effect of regulations that increase labor costs when firms reach 50 workers and document their cost to be equivalent to that of a 2.3% variable tax on labor. Increased labor-market flexibility in Sweden, by giving firms with fewer than 11 employees the freedom to exempt two workers from their priority list, led the labor productivity in small firms to increase 2% to 3% more than it did at larger firms (Bjuggren, 2018). Work by Di Tella and MacCulloch (2005) shows that, if France were to attain the same degree of labor-market flexibility as the United States, its employment rate would rise by 1.6 percentage points, or 14% of the employment gap between the two countries.

Facing rigid employment-protection laws, efficiency in business freedom is lost. Firms look for ways to meet their needs, often hiring informal workers. Large informal sectors, especially in countries with developing economies, hinder development and reduce productivity, which increases taxes and unemployment, especially among the poorer classes. Workers without formal employment contracts not only do not enjoy health and social-protection benefits, but are also less likely to move above the poverty line.

Strict labor regulation also affects the employee's freedom to choose working hours, reducing productivity. A firm's ability to adapt to shocks is damaged by rigid labor regulation (Almeida and Carneiro, 2009). Moreover, firms make lower investment in new product creation (Kleinknecht, van Schaik, and Zhou, 2014). Making it more expensive or restrictive to dismiss workers diverts the attention of managers from performing more productive tasks and investing time in research and innovation (Lisi and Malo, 2017). Such rules also produce smaller firm size and push the firms to relocate to areas with more flexible regulation, which in turn reduces the benefits of free trade (Almeida and Carneiro, 2009).

Further research is needed on the link between regulation and labor-market outcomes during crises, for example in the wake of the COVID-19 pandemic. This research necessitates data and comparisons over time, making the case for restoration of the Employing Workers indicator even stronger. This inclusion also related to the third challenge listed in the preceding section: the need for research before any methodological changes are made.

3.4 Add an indicator (or indicators) about the positive functions of government

In addition to regulating business activity, governments provide essential public goods to the private sector in the form of transport, health care, schooling, and communications infrastructure. *Doing Business* has traditionally focused on

5 Google Scholar, <https://scholar.google.com/citations?view_op=view_citation&hl=en&user=rx3Gb1wAAAAJ&citation_for_view=rx3Gb1wAAAAJ:j5aT6aphRxQC>, as of June 29, 2022.

a narrower set of regulatory areas or the maintenance of property rights through courts. There are several exceptions: for example, the Getting Credit indicator has recognized a positive function for government regulation, for example, by rewarding countries for a functioning credit registry.

A methodology has been developed for a further set of indicators on the positive function of government in the area of public procurement (Bosio, Djankov, Glaeser, and Shleifer, 2022). Many private businesses participate in public procurement on a regular basis, particularly at the local level of procuring goods: for example, school supplies, services, transport, or public works, like the construction of roads or hospitals. Understanding the laws and practice of public procurement is hence a good proxy for the quality and integrity of public provision, as well as for efficient government expenditure. This initial analysis on public procurement can be the basis for a new (twelfth) set of indicators—on public delivery.

3.5 Measure the practice of regulation

The *Doing Business* methodology was developed to ensure comparability across countries and over time. The questionnaires are completed annually by nearly 18,500 local contributors.⁶ They come from both the private (for example, lawyers, architects and accountants) and public (for example, registrars and custom officials) sectors, and many of them work for law firms. This wealth of practical experience is channeled to convey expert judgment about a hypothetical firm and transaction. These hypotheticals are constrained on purpose to compare “apples to apples” and do not cover the full spectrum of experiences in the business environment of a given economy.

Without such hypothetical assumptions on the nature of the firm (its ownership structure, size, location, and sector of activity), there will not be comparability across countries and over time. It is useful nevertheless to complement the knowledge of expert contributors with a survey on regulatory practice, using a sample of business owners and managers.⁷ Positing a set of “in practice” questions to a representative sample of businesses would directly address the concerns about the limitations of a uniform hypothetical case study.

This idea can be implemented by the university having local think-tank partners who can organize focus groups with businesses by topic and document the changes that businesses see in the practices of government authorities. These focus groups can also use administrative data, where possible. For example, many countries maintain company registers that record the time and documents it takes to start a business. Similarly, court, tax, and customs authorities’ databases can be used to crosscheck survey data. Administrative data has already been extensively used by academic researchers alongside *Doing Business* data. Examples include Kondylis and Stein (2021) on court performance; Goldstein, Hounghbedji, Kondylis, O’Sullivan, and Selod (2019) on business registration; and Shleifer, Glaeser, Djankov, and Perotti (2022) on property registration.

6 A detailed list of respondents’ characteristics is provided in table 2 (p. 3) in the Data Notes section, <<https://openknowledge.worldbank.org/bitstream/handle/10986/32436/211440app.pdf>>, of *Doing Business 2020* (World Bank, 2020).

7 This complementary approach is first suggested by Besley (2015), who underscores the importance of using additional *de facto* measures in *Doing Business*.

Doing Business 2.0 can also use newly available measures of regulatory outcomes. As illustration, public procurement data collected by the Government Transparency Institute⁸ show the time and cost of actual projects. The dataset comprises 1.2 million construction contracts awarded after the year 2000 in 171 countries and is annually updated (Abdou, Basdevant, David-Barrett, and Fazekas, 2022). These data can be used as a contrast with the opinion of expert respondents with the project-level information. Where significant differences arise, the data collection team can seek further clarification from respondents.

3.6 Develop case studies of reform

Developing country case studies of reform is a recommendation in previous evaluations (World Bank, 2015, 2019). The essays in Warner (2019) provide an example of such case studies. Between 2016 and 2020, the *Doing Business* reports presented case studies of reform by topic, highlighting common features of reform while not getting into depth on how reform takes place and what the results of reform are. The latter analysis can be developed further by academic researchers and think-tank scholars, using the project's data for benchmarking purposes.

The analysis of case studies may serve as educational material in policy schools and the government administration's own training courses. The need for such educational materials has been consistently highlighted as a prerequisite for broader support of reform initiatives. Case studies of reform by country will bring significant additional insight into the reform process and its impact. In particular, such studies can shed light on how regulatory change takes place, who are the proponents of different types of changes, and what the expected and actual effects of these changes are. The World Bank, with the support of the Gates Foundation, produces such case studies in gender economics, resulting in a boost to reform in a number of African economies (for example, Githae, Galiano, Nyagah, and Micaela, 2022 on Kenya).

3.7 Encourage research with the new data

There are anomalies and uneven patterns in the relationship between regulation and business activity. On the one hand, in all societies strict regulation for the upholding of property rights is necessary to protect citizens from other citizens and the state (Demsetz, 1967).⁹ On the other hand, the latest scholarship suggests that economies may benefit from different sets of rules and institutions in their quest for economic growth. In particular, a country with high capacity in government and the private sector may need fewer formal rules, as social norms and tradition can make simple rules self-enforcing.

These findings suggest that for some indicators there is a monotone relation between regulation and business activity, while for others there may be kinks in this relation depending on the capacity of existing institutions. The original structure of the *Doing Business* indicators presupposes monotone relationships with the desired social and economic outcomes. Further research is necessary

⁸ Government Transparency Institute, <<http://www.govtransparency.eu/>>.

⁹ If a society starts with weak rule of law, however, more elaborate rules may not necessarily bring about more freedom but instead be tools to punish political or business enemies (Djankov, LaPorta, Lopez-de-Silanes, and Shleifer, 2002).

to inform policy makers on where this smooth relationship breaks down. In at least one research area, that of labor regulation, studies have already pointed out uneven patterns in the relation of indicators with labor-market outcomes (for example, Chatterjee, Murgai, and Rama, 2015 in the case of India). These anomalies are related with the size of the informal economy, among other factors. Similar studies are possible in other areas of the project.

Such research is needed to address concerns that a “one-size-fits-all” methodology may be detrimental to the study of business regulation. A rigorous answer to this concern would be to collect as many available proxies for economic and social outcomes as possible, and study in detail the correlations between the Doing Business 2.0 indicators and these outcomes. Where these correlations are not uniform, the original methodology can be amended to reflect the new approach to understanding the effects of regulation. An initial step in this direction is the paper by Djankov, Luksic, and Zhang (2022), which finds some evidence of regulatory convergence in four distinct areas of business activity over the period from 2005 to 2019 period. This convergence is most pronounced for countries in the French and German civil law tradition.

4 A new architecture

The development of Doing Business 2.0 depends on [1] a central unit of academic researchers and analysts; and [2] a network of local organizations that can provide the vetting of the data and analysis.

First, a central team of data and analysis experts can oversee the data compilation and publication of findings. The process of data vetting can be designed in steps. To begin with, the global sample of participating economies can be divided into sub-regions, and every year a local organization from each sub-region will rotate as the “data vetting contributor”, in addition to its role of collecting and analyzing data for its own country. This contributor will be tasked with communicating with the other participating organizations in the sub-region and having a critical look at the raw data. Second, the sub-regional contributors would provide the vetted data to the central analytical team, based at a leading university, which will perform a set of statistical tests to identify outliers in the data. Third, the results of these tests will be made available as an intermediate output to a panel of policy experts, who will determine the plausibility of changes to the data and will return the analysis with questions to the contributor teams. As a final step, the quality-control analysts will engage in a second round of checks with the participating local organizations.

The university-based data and analytical experts working on the project would not be involved in any advisory or investment projects in the countries of analysis. Furthermore, the local partners involved in the collection and analysis of data would commit to not accepting government funding related to advice on the improvement of the country’s standing in the index.

The proposed architecture separates the functions of data collection, data quality control, and messaging of findings into the hands of distinct groups (World Bank, 2008, 2013, 2015, 2016, 2017; Morck and Shou, 2018). Such separation is possible to accomplish in a university setting, especially if local partner organizations are called upon to provide successive rounds of data verification.

5 Possible new sets of indicators

Several sets of new indicators have been discussed over the years, as complements to the previously published set of indicators. These ideas are possibilities for future expansions of the project, acknowledging that any such expansion would take several years of data collection and analysis.

Three areas of new data collection and analysis can be considered: indicators on the regulation of intellectual property rights, regulation of expropriation risk by government, and regulation of online (domestic and cross-border) trade. A fourth proposed set of indicators on corruption in dealings with the government, based on disclosure of assets and income by politicians, was developed in the early stages of the project but not taken up by the World Bank (Djankov, La Porta, Lopez-de-Silanes, and Shleifer, 2010).

6 Conclusions

Creating an improved Doing Business 2.0 product is an exciting project. Some ingredients for success seem available and can be employed to generate ideas for the solutions to remaining challenges. There is momentum for finding such solutions, as many organizations and governments depend on the data for shaping their efforts towards policy reform.

For this initiative to succeed, a new set of research questions can be formulated around the improved data. The intellectual basis for *Doing Business* is 25 years old, sufficient time for a stock-taking exercise on what we know now and what answers remain elusive. These questions can be addressed with existing scholarship or by generating new research. In both cases, the assistance of top academics is essential.¹⁰

The ultimate success of the project lies in its uptake by policy makers in developing economies. This success depends on the quality of the improved product, but also on the speed with which this improved product can be brought into the hands of policy makers and their advisers.

¹⁰ For example, Daron Acemoglu and James Robinson (2021) have a line of relevant research on the role of institutions in development. Ian Vásquez and Fred McMahon's work on the *Human Freedom Index* (Vásquez, McMahon, Murphy, and Sutter Schneider, 2021) develops analyses relevant for the *Doing Business* restart.

References

- Abdou, Aly, Olivier Basdevant, Elizabeth David-Barrett, and Mihaly Fazekas (2022). *Assessing Vulnerabilities to Corruption in Public Procurement and Their Price Impact*. Working Paper 2022, 094 (May 20). International Monetary Fund.
- Acemoglu, Daron, and James Robinson (2021). *Culture, Institutions and Social Equilibria: A Framework*. Mimeo. MIT.
- Almeida, Rita, and Pedro Carneiro (2009). Enforcement of Labor Regulation and Firm Size. *Journal of Comparative Economics* 37, 1: 28–46.
- Besley, Timothy (2015). Law, Regulation, and the Business Climate: The Nature and Influence of the World Bank Doing Business Project. *Journal of Economic Perspectives* 29, 3: 99–120.
- Bjuggren, Carl Magnus (2018). Employment Protection and Labor Productivity. *Journal of Public Economics* 157: 138–157.
- Bosio, Erica, Simeon Djankov, Edward Glaeser, and Andrei Shleifer (2022). Public Procurement in Law and Practice. *American Economic Review* 112, 4: 1091–1117.
- Botero, Juan C., Simeon Djankov, Rafael La Porta, Florencio Lopez-de-Silanes, and Andrei Shleifer (2004). The Regulation of Labor. *Quarterly Journal of Economics* 119, 4: 1339–1382.
- Caldwell, Bruce (2020). The Road to Serfdom after 75 Years. *Journal of Economic Literature* 58, 3: 720–748.
- Chatterjee, Urmila, Rinku Murgai, and Martin Rama (2015). *Job Opportunities along the Rural-Urban Gradation and Female Labor Force Participation in India*. Policy Research Working Paper Series 7412. World Bank.
- Demsetz, Harold (1967). Toward a Theory of Property Rights. *American Economic Review* 57 (May): 347–359.
- de Soto, Hernando (1989). *The Other Path*. Harper and Row.
- Di Tella, Rafael, and Robert MacCulloch (2005). The Consequences of Labor Market Flexibility: Panel Evidence Based on Survey Data. *European Economic Review* 49, 5: 1225–1259.
- Djankov, Simeon, Rafael LaPorta, Florencio Lopez-de-Silanes, and Andrei Shleifer (2002). The Regulation of Entry. *Quarterly Journal of Economics* 117, 1: 1–37.
- Djankov, Simeon, Edward Glaeser, Rafael La Porta, Florencio Lopez-de-Silanes, and Andrei Shleifer (2003). The New Comparative Economics. *Journal of Comparative Economics* 31, 4: 595–619.
- Djankov, Simeon, Rafael La Porta, Florencio Lopez-de-Silanes, and Andrei Shleifer (2010). Disclosure by Politicians. *American Economic Journal: Applied Economics* 2, 2: 179–209.
- Garicano, Luis, Claire Lelarge, and John van Reenen (2016). Firm Size Distortions and the Productivity Distribution: Evidence from France. *American Economic Review* 106, 11: 3439–3479.
- Githae, Catherine, Emilia Galiano, Fredrick Nyagah, and Isabel Micaela (2022). *Key Ingredients to Women’s Legal Rights in Kenya*. Global Indicators Briefs no. 5. World Bank Group.
- Goldstein, Michael, K. Hounbedji, F. Kondylis, M. O’Sullivan, and H. Selod (2018). Formalization without Certification? Experimental Evidence on Property Rights and Investment. *Journal of Development Economics* 132: 57–74.

- Gwartney, James, Robert Lawson, Joshua Hall, and Ryan Murphy (2021). *Economic Freedom of the World: 2021 Annual Report*. Fraser Institute.
- Hayek, Friedrich (1944/2001). *The Road to Serfdom*. Routledge Classics. Routledge.
- Kang, Suzan L. (2010). Labor and the Bank: Investigating the Politics of the World Bank's Employing Workers' Index. *Journal of Workplace Rights* 14, 4: 481–501.
- Kleinknecht, Alfred, Flore N. van Schaik, and Haibo Zhou (2014). Is Flexible Labour Good for Innovation? Evidence from Firm-Level Data. *Cambridge Journal of Economics* 38, 5: 1207–1219.
- Kondylis, Florence, and Mattea Stein (2021). The Speed of Justice. *The Review of Economics and Statistics* 57, 4: 1–46.
- La Porta, R., F. Lopez-de-Silanes, A. Shleifer, and R. Vishny (1998). Law and Finance. *Journal of Political Economy* cv1: 1113–1155.
- La Porta, R., F. Lopez-de-Silanes, A. Shleifer, and R. Vishny (1999). The Quality of Government. *Journal of Law, Economics, and Organization* xv: 222–279.
- Lisi, Domenico, and Miguel A. Malo (2017). The Impact of Temporary Employment on Productivity. *Journal for Labour Market Research* 50, 1: 91–112.
- Morck, Randall, and James Chenxing Shou (2018). *On the Integrity of the “Ease of Doing Business” Indicators: Final Report*. World Bank.
- Pigou, A. (1938). *The Economics of Welfare*. 4th ed. Macmillan.
- Roberts, Hal, Rahul Bhargava, Linas Valiukas, Dennis Jen, Momin M. Malik, Cindy Bishop, Emily Ndulue, Aashka Dave, Justin Clark, Bruce Etling, Robert Faris, Anushka Shah, Jasmin Rubinovitz, Alexis Hope, Catherine D’Ignazio, Fernando Bermejo, Yochai Benkler, Ethan Zuckerman (2021). *Media Cloud: Massive Open Source Collection of Global News on the Open Web*. Proceedings of the Fifteenth International AAAI Conference on Web and Social Media (ICWSM 2021, May 1, 2021). <<https://arxiv.org/pdf/2104.03702.pdf>>, as of July 13, 2022.
- Shleifer, Andrei, Edward L. Glaeser, Simeon Djankov, and Valeria Perotti (2022). Property Rights and Urban Form. *The Journal of Law and Economics* 65, S1: 35–64.
- Vásquez, Ian, Fred McMahon, Ryan Murphy, and Guillermina Sutter Schneider (2021). *The Human Freedom Index 2021*. Cato Institute (United States) and Fraser Institute (Canada).
- Warner, Matt (2019). *Poverty and Freedom*. Atlas Economic Research Foundation.
- World Bank (2001). *World Development Report 2002: Building Institutions for Markets*. World Bank.
- World Bank (2008). *Doing Business: Taking the Measure of the World Bank–IFC Doing Business Indicators*. Independent Evaluation Group. World Bank.
- World Bank (2013). *Independent Panel Review of the Doing Business Report*. World Bank.
- World Bank (2015). *Investment Climate Reforms: World Bank Group Support to Reforms of Business Regulations*. Independent Evaluation Group. World Bank.
- World Bank (2016). *Supporting Transformational Change for Poverty Reduction and Shared Prosperity: Lessons from World Bank Group Experience*. World Bank.
- World Bank (2017). *Data for Development: An Evaluation of World Bank Support for Data and Statistical Capacity*. Independent Evaluation Group. World Bank Group.
- World Bank (2020). *Doing Business 2020*. World Bank.
- World Bank (2021). *Doing Business: External Panel Review*. September 1. <<https://www.worldbank.org/content/dam/doingBusiness/pdf/db-2021/Final-Report-EPR-Doing-Business.pdf>>, as of July 13, 2022.

Appendix Explanatory Notes and Data Sources

Area 1 Size of Government

A Government consumption

This component is measured as general government consumption spending as a percentage of total consumption. The rating for this component, as with many of the following components, is designed to mirror the actual distribution of the raw data but on a zero-to-10 scale. The rating is equal to: $(V_{\max} - V_i) / (V_{\max} - V_{\min})$ multiplied by 10. The V_i is the country's actual government consumption as a proportion of total consumption, while the V_{\max} and V_{\min} were set at 40 and 6, respectively. The 1990 data were used to derive the maximum and minimum values for this component. Countries with a larger proportion of government expenditures received lower ratings. In contrast, as the ratio approaches the maximum value, the rating moves toward zero.

Sources World Bank, *World Development Indicators*; International Monetary Fund, *International Financial Statistics*; United Nations National Accounts.

B Transfers and subsidies

This component is measured as general government transfers and subsidies as a share of GDP. The rating for this component is equal to: $(V_{\max} - V_i) / (V_{\max} - V_{\min})$ multiplied by 10. The V_i is the country's ratio of transfers and subsidies to GDP, while the V_{\max} and V_{\min} values are set at 37.2 and 0.5, respectively. The 1990 data were used to derive the maximum and minimum values for this component. The formula will generate lower ratings for countries with larger transfer sectors. When the size of a country's transfer sector approaches that of the country with the largest transfer sector during the 1990 benchmark year, the rating of the country will approach zero.

Sources International Monetary Fund, *Government Finance Statistics Yearbook*; World Bank, *World Development Indicators*; International Monetary Fund, *International Financial Statistics*; United Nations National Accounts.

C Government investment

Data on government investment as a share of total investment were used to construct the zero-to-10 ratings. Countries with more government enterprises and government investment received lower ratings. The rating for this component is equal to: $(V_{\max} - V_i) / (V_{\max} - V_{\min})$ multiplied by 10. The V_i is the country's ratio of transfers and subsidies to GDP, while the V_{\max} and V_{\min} values are set at 50.0 and 15.0, respectively. Minimum and maximum values were chosen to match the methodology of earlier years, which had categorized regimes instead of mapping data to a linear scale.

Sources International Monetary Fund, *Investment and Capital Stock Dataset*; World Bank, *World Development Indicators*; Organisation for Economic Co-operation and Development, *OECD Data*.

D Top marginal tax rate

i Top marginal income tax rate

Countries with higher marginal tax rates that take effect at lower income thresholds received lower ratings based on the matrix below. The income threshold data were converted from local currency to 1982/1984 US dollars (using beginning-of-year exchange rates and the US Consumer Price Index). These figures include sub-national rates if applicable.

ii Top marginal income and payroll tax rates

Countries with higher marginal income and payroll (wage) tax rates that take effect at lower income thresholds received lower ratings based on the matrix below. The income threshold data were converted from local currency to 1983 US dollars (using beginning-of-year exchange rates and the US Consumer Price Index). These figures include sub-national rates if applicable.

Sources PricewaterhouseCoopers, *Worldwide Tax Summaries Online*; PricewaterhouseCoopers, *Individual Taxes: A Worldwide Summary* (various issues); Ernst & Young, *Worldwide Personal Tax and Immigration Guide* (various issues); Deloitte International Tax Source, *Guide to Fiscal Information: Key Economies in Africa* (various issues).

	Income Threshold at Which the Top Marginal Rate Applies (1983 US\$)			
	<\$25,000	\$25,000 - <\$50,000	\$50,000 - <\$150,000	\$150,000+
< 21%	10	10	10	10
21% - <26%	9	9	10	10
26% - <31%	8	8	9	9
31% - <36%	7	7	8	9
36% - <41%	5	6	7	8
41% - <46%	4	5	6	7
46% - <51%	3	4	5	5
51% - <56%	2	3	4	4
56% - <61%	1	2	3	3
61% - <66%	0	1	2	2
66% - <70%	0	0	1	1
70%+	0	0	0	0

E State ownership of assets

This component is based on ratings from the *Varieties of Democracy* (V-Dem) data on State Ownership of the Economy, which “gauges the degree to which the state owns and controls capital (including land) in the industrial, agricultural, and service sectors. It does not measure the extent of government revenue and

expenditure as a share of total output; indeed, it is quite common for states with expansive fiscal policies to exercise little direct control (and virtually no ownership) over the economy”. We used the “original scale (*osp)” data from V-Dem for this variable and for all V-Dem-based variables to follow. The *osp version of the V-Dem data translates V-Dem’s measurement model to the variable’s original interval in a linear form. To score this variable here, we set the rating equal to: $(V_i - V_{\min}) / (V_{\max} - V_{\min})$ multiplied by 10. The V_i is the country’s state ownership score, while the V_{\max} and V_{\min} were set at 4.0 and 0, respectively. Countries with greater government ownership of assets get lower scores.

Source V-Dem Institute, *Varieties of Democracy*, <www.v-dem.net>.

Area 2 Legal System and Property Rights

Note The ratings for Area 2 are adjusted to reflect inequalities in the legal treatment of women. See chapter 1 (pp. 5–6) of *Economic Freedom of the World: 2021 Annual Report* <<https://www.fraserinstitute.org/studies/economic-freedom-of-the-world-2021-annual-report>>; and Rosemarie Fike, Chapter 3: Adjusting for Gender Disparity in Economic Freedom and Why It Matters (*Economic Freedom of the World: 2017 Annual Report*: 189–211, <<https://www.fraserinstitute.org/studies/economic-freedom-of-the-world-2017-annual-report>>) for methodological details.

A Judicial independence

The first source of this component is from the *Global Competitiveness Report* question: “Is the judiciary in your country independent from political influences of members of government, citizens, or firms? No—heavily influenced (= 1) or Yes—entirely independent (= 7)”. The question’s wording has varied slightly over the years. All variables from the *Global Competitiveness Report* were converted from the original 1-to-7 scale to a zero-to-10 scale using this formula: $EFW_i = ((GCR_i - 1) \div 6) \times 10$. The second source is a collection of questions from the V-Dem dataset, namely: Judicial Purges, Government Attacks on the Judiciary, Court Packing, High Court Independence, and Low Court Independence. Each of the V-Dem variables is individually rated using the formula $(V_i - V_{\min}) / (V_{\max} - V_{\min})$ multiplied by 10. The V_i is the country’s V-Dem score according to V-Dem. For Judicial Purges, Government Attacks on the Judiciary, High Court Independence, and Low Court Independence, V_{\max} and V_{\min} were set at 4.0 and 0, respectively. For Court Packing, V_{\max} and V_{\min} were set at 3.0 and 0, respectively. All five scores are then averaged. The third data source is based on *Update, A Global Measure of Judicial Independence, 1900-2015* (Staton, Linzer, Reenock, and Holsinger, 2019). This data source scores on a zero-to-1 scale, so it was multiplied by 10 to place it on the scale of the other variables. The final number is the average of whichever of these three sources are available.

Source World Economic Forum, *Global Competitiveness Report*; V-Dem Institute, *Varieties of Democracy*, <www.v-dem.net>; Jeffrey Staton, Drew Linzer, Christopher Reenock, and Jordan Holsinger (2019), *Update, A Global Measure of Judicial Independence, 1900-2015* (Harvard Dataverse, V1), <<https://doi.org/10.7910/DVN/NFXWUO>>.

B Impartial courts

The first source of this component is the *Global Competitiveness Report* question: “The legal framework in your country for private businesses to settle disputes and challenge the legality of government actions and/or regulations is inefficient and subject to manipulation (= 1) or is efficient and follows a clear, neutral process (= 7)”. The question’s wording has varied slightly over the years. The second source of this component is Judicial Corrupt Decision from the V-Dem dataset. The rating is equal to: $(V_i - V_{\min}) / (V_{\max} - V_{\min})$ multiplied by 10. The V_i is the country’s Judicial Corrupt Decisions Score, while the V_{\max} and V_{\min} were set at 4.0 and 0, respectively. The third is the Rule of Law indicator found in the *Worldwide Governance Indicators*. The formula used to calculate the zero-to-10 ratings was: $(V_i - V_{\min}) / (V_{\max} - V_{\min})$ multiplied by 10. V_i represents the component value. The values for V_{\max} and V_{\min} were set at 2.5 and -2.5, respectively. Countries with values outside the V_{\max} and V_{\min} range received ratings of either zero or 10, accordingly. The final number is the average of whichever of these three sources are available.

Source World Economic Forum, *Global Competitiveness Report*; World Bank, *Worldwide Governance Indicators*; V-Dem Institute, *Varieties of Democracy*, <www-dem.net>.

C Protection of property rights

The first source of this component is the *Global Competitiveness Report* question: “Property rights, including over financial assets, are poorly defined and not protected by law (= 1) or are clearly defined and well protected by law (= 7)”. The second source is Property Rights and Rule-Based Governance from *Country Policy and Institutional Assessment* data from the World Bank. This has been scaled to the Legal System and Property Rights data via regression. The final number is the average of whichever of these two sources are available.

Source World Economic Forum, *Global Competitiveness Report*; World Bank, *Country Policy and Institutional Assessment*.

D Military interference in rule of law and politics

This component is based on the *International Country Risk Guide* Political Risk Component G, Military in Politics: “A measure of the military’s involvement in politics. Since the military is not elected, involvement, even at a peripheral level, diminishes democratic accountability. Military involvement might stem from an external or internal threat, be symptomatic of underlying difficulties, or be a full-scale military takeover. Over the long term, a system of military government will almost certainly diminish effective governmental functioning, become corrupt, and create an uneasy environment for foreign businesses”.

Sources PRS Group, *International Country Risk Guide*.

E Integrity of the legal system

The first source of this component is the *International Country Risk Guide* Political Risk Component I for Law and Order: “Two measures comprising one risk component. Each sub-component equals half of the total. The ‘law’ sub-component assesses the strength and impartiality of the legal system, and the ‘order’ sub-component assesses popular observance of the law”. The second source is Judicial Accountability, Compliance with the High Court, Judicial Review, Transparent

Laws with Predictable Enforcement, and Access to Justice for Men from the V-Dem dataset. (An adjustment for the area as a whole is made later to account uniformly for gender disparities.) Each of the V-Dem variables is individually rated using the formula $(V_i - V_{\min}) / (V_{\max} - V_{\min})$ multiplied by 10. V_i is the country's V-Dem score according to V-Dem, and V_{\max} and V_{\min} were set at 4.0 and 0, respectively. The five measures from V-Dem are then averaged. The final number is the average of whichever of the two sources are available.

Source PRS Group, *International Country Risk Guide*; V-Dem Institute, *Varieties of Democracy*, <www.v-dem.net>.

F Legal enforcement of contracts

This first source of this component is the World Bank's *Doing Business* estimates for the time and money required to collect a debt. The debt is assumed to equal 200% of the country's per-capita income where the plaintiff has complied with the contract and judicial judgment is rendered in his favor. Zero-to-10 ratings were constructed for (1) the time cost (measured in number of calendar days required from the moment the lawsuit is filed until payment); and (2) the monetary cost of the case (measured as a percentage of the debt). These two ratings were then averaged to arrive at the final rating for this component. The formula used to calculate the zero-to-10 ratings was: $(V_{\max} - V_i) / (V_{\max} - V_{\min})$ multiplied by 10. V_i represents the time or money cost value. The values for V_{\max} and V_{\min} were set at 725 days and 82.3% (1.5 standard deviations above average in 2005) and 62 days (1.5 standard deviations below average in 2005) and 0%, respectively. Countries with values outside the range from V_{\max} to V_{\min} received ratings of either zero or 10, accordingly. The second source of this component is Enforcement of Contracts from the *Historical Ratings Research Package* by Business Environment Risk Intelligence. The formula used to calculate the zero-to-10 ratings was: $(V_i - V_{\min}) / (V_{\max} - V_{\min})$ multiplied by 10. V_i represents the component value. The values for V_{\max} and V_{\min} were set at 4 and zero, which corresponds to the range of the variable. The final number is the average of whichever of these two sources are available.

Source World Bank, *Doing Business*; Business Environment Risk Intelligence, *Historical Ratings Research Package*.

G Regulatory costs of the sale of real property

This component is based on the World Bank's *Doing Business* data on the time measured in days and monetary costs required to transfer ownership of property that includes land and a warehouse. Zero-to-10 ratings were constructed for (1) the time cost (measured in the number of calendar days required to transfer ownership); and (2) the monetary cost of transferring ownership (measured as a percentage of the property value). These two ratings were then averaged to arrive at the final rating for this component. The formula used to calculate the zero-to-10 ratings was: $(V_{\max} - V_i) / (V_{\max} - V_{\min})$ multiplied by 10. V_i represents the time or money cost value. The values for V_{\max} and V_{\min} were set at 265 days and 15% (1.5 standard deviations above average in 2005) and 0 days and 0%, respectively. Countries with values outside the range from V_{\max} to V_{\min} received ratings of either zero or 10, accordingly.

Source World Bank, *Doing Business*.

H Reliability of police

The source of this component is the *Global Competitiveness Report* question: “To what extent can police services be relied upon to enforce law and order in your country? (1 = Cannot be relied upon at all; 7 = Can be completely relied upon)”.

Source World Economic Forum, *Global Competitiveness Report*.

Area 3 Sound Money**A Money growth**

This component measures the average annual growth of the money supply in the last five years minus average annual growth of real GDP in the last ten years. Countries where growth of the money supply greatly exceeds growth of real output receive lower ratings. The broad money supply (basically what used to be called M2) was used to measure the money supply. The rating is equal to: $(V_{\max} - V_i) / (V_{\max} - V_{\min})$ multiplied by 10. V_i represents the average annual growth rate of the money supply during the last five years adjusted for the growth of real GDP during the previous ten years. The values for V_{\min} and V_{\max} were set at zero and 50%, respectively. Therefore, if the adjusted growth rate of the money supply during the last five years was zero, indicating that money growth was equal to the long-term growth of real output, the formula generates a rating of 10. Ratings decline as the adjusted growth of the money supply increases toward 50%. When adjusted annual money growth is equal to (or greater than) 50%, a rating of zero results.

Sources World Bank, *World Development Indicators*; International Monetary Fund, *International Financial Statistics*; United Nations National Accounts.

B Standard deviation of inflation

This component measures the standard deviation of the inflation rate over the last five years. Generally, the GDP deflator was used as the measure of inflation for this component. When these data were unavailable, the Consumer Price Index was used. The following formula was used to determine the zero-to-10 scale rating for each country: $(V_{\max} - V_i) / (V_{\max} - V_{\min})$ multiplied by 10. V_i represents the country’s standard deviation of the annual rate of inflation during the last five years. The values for V_{\min} and V_{\max} were set at zero and 25%, respectively. This procedure will allocate the highest ratings to the countries with the least variation in the annual rate of inflation. A perfect 10 results when there is no variation in the rate of inflation over the five-year period. Ratings will decline toward zero as the standard deviation of the inflation rate approaches 25% annually.

Sources World Bank, *World Development Indicators*; International Monetary Fund, *International Financial Statistics*.

C Inflation: most recent year

Generally, the Consumer Price Index was used as the measure of inflation for this component as it is often available before the GDP deflator is available. When these data were unavailable, the GDP deflator inflation rate was used. The zero-to-10 country ratings were derived by the following formula: $(V_{\max} - V_i) / (V_{\max} - V_{\min})$ multiplied by 10. V_i represents the rate of inflation during the most recent year.

The values for V_{\min} and V_{\max} were set at zero and 50%, respectively: the lower the rate of inflation, the higher the rating. Countries that achieve perfect price stability earn a rating of 10. As the annual inflation rate moves towards 50%, the rating for this component moves toward zero. A zero rating is assigned to all countries with an inflation rate of 50% or more.

Sources World Bank, *World Development Indicators*; International Monetary Fund, *International Financial Statistics*.

D Freedom to own foreign currency bank accounts

When foreign-currency bank accounts were permissible without any restrictions both domestically and abroad, the rating was 10; when these accounts were restricted, the rating was zero. If foreign currency bank accounts were permissible domestically but not abroad (or vice versa), the rating was 5.

Sources International Monetary Fund, *Annual Report on Exchange Arrangements and Exchange Restrictions*.

Area 4 Freedom to Trade Internationally

A Tariffs

i Revenues from trade taxes (% of trade sector)

This sub-component measures the amount of tax on international trade as a share of exports and imports. The formula used to calculate the ratings for this sub-component was: $(V_{\max} - V_i) / (V_{\max} - V_{\min})$ multiplied by 10. V_i represents the revenue derived from taxes on international trade as a share of the trade sector. The values for V_{\min} and V_{\max} were set at zero and 15%, respectively. This formula leads to lower ratings as the average tax rate on international trade increases. Countries with no specific taxes on international trade earn a perfect 10. As the revenues from these taxes rise toward 15% of international trade, ratings decline toward zero.

Sources International Monetary Fund, *Government Finance Statistics Yearbook*; International Monetary Fund, *International Financial Statistics*.

ii Mean tariff rate

This sub-component is based on the unweighted mean of tariff rates. The formula used to calculate the zero-to-10 rating for each country was: $(V_{\max} - V_i) / (V_{\max} - V_{\min})$ multiplied by 10. V_i represents the country's mean tariff rate. The values for V_{\min} and V_{\max} were set at 0% and 50%, respectively. This formula will allocate a rating of 10 to countries that do not impose tariffs. As the mean tariff rate increases, countries are assigned lower ratings. The rating will decline toward zero as the mean tariff rate approaches 50%. (Note that, except for two or three extreme observations, all countries have mean tariff rates within this range from 0% to 50%.)

Source World Trade Organization, *World Tariff Profiles*.

iii Standard deviation of tariff rates

Compared to a uniform tariff, wide variations in tariff rates indicate greater efforts towards central planning of the economy's production and consumption patterns.

Thus, countries with a greater variation in their tariff rates are given lower ratings. The formula used to calculate the zero-to-10 ratings for this component was: $(V_{\max} - V_i) / (V_{\max} - V_{\min})$ multiplied by 10. V_i represents the standard deviation of the country's tariff rates. The values for V_{\min} and V_{\max} were set at 0% and 25%, respectively. This formula will allocate a rating of 10 to countries that impose a uniform tariff. As the standard deviation of tariff rates increases towards 25%, ratings decline toward zero. (Note that, except for a few very extreme observations, the standard deviations of the tariff rates for the countries in our study fall within this 0% to 25% range.)

Source World Trade Organization, *World Tariff Profiles*.

B Regulatory trade barriers

i Non-tariff trade barriers

This sub-component is based on the *Global Competitiveness Report* survey question: "In your country, tariff and non-tariff barriers significantly reduce the ability of imported goods to compete in the domestic market. 1–7 (best)". The question's wording has varied slightly over the years. Note, notwithstanding the sub-component's title, this indicator captures both tariff and non-tariff barriers.

Source World Economic Forum, *Global Competitiveness Report*.

ii Compliance costs of importing and exporting

This sub-component is based on the World Bank's *Doing Business* data on the time (*i.e.*, non-money) cost of procedures required to import a full 20-foot container of dry goods that contains no hazardous or military items. Countries where it takes longer to import or export are given lower ratings. Zero-to-10 ratings were constructed for (1) the time cost (in hours) associated with border compliance and documentary compliance when exporting; and (2) the time cost (in hours) associated with border compliance and documentary compliance when importing. These two ratings were then averaged to arrive at the final rating for this sub-component. The formula used to calculate the zero-to-10 ratings was: $(V_{\max} - V_i) / (V_{\max} - V_{\min})$ multiplied by 10. V_i represents the time-cost value. The values for V_{\max} and V_{\min} were set, respectively, at 228.38 (1.5 standard deviations above average in 2014) and 0 hours for exporting; and 338.00 hours (1.5 standard deviations below average in 2014) and 0 hours for importing. Countries with values outside the V_{\max} and V_{\min} range received ratings of either zero or 10, accordingly.

Source World Bank, *Doing Business*.

C Black-market exchange rates

This component is based on the percentage difference between the official and the parallel (black-market) exchange rate. The formula used to calculate the zero-to-10 ratings for this component was the following: $(V_{\max} - V_i) / (V_{\max} - V_{\min})$ multiplied by 10. V_i is the country's black-market exchange-rate premium. The values for V_{\min} and V_{\max} were set at 0% and 50%, respectively. This formula will allocate a rating of 10 to countries without a black-market exchange rate; that is, those with a domestic currency that is fully convertible without restrictions. When exchange-rate controls are present and a black market exists, the ratings will decline toward zero as the black-market premium increases toward 50%. A zero rating is given when the black market premium is equal to, or greater than, 50%.

Source *MRI Bankers' Guide to Foreign Currency*.

D Controls of the movement of capital and people

i *Financial openness*

This sub-component is based on the Chinn-Ito Index of *de jure* financial openness. This index is composed of a series of dummy variables that “codify the tabulation of restrictions on cross-border financial transactions reported in the IMF’s *Annual Report on Exchange Arrangements and Exchange Restrictions*”. This data source scores on a scale from 0-to-1, so it was multiplied by 10 to place it on the zero-to-10 scale.

Source Menzie Chinn and Hiro Ito (2006), What Matters for Financial Development? Capital Controls, Institutions, and Interactions, *Journal of Development Economics* 81, 1: 163–191; Menzi Chinn and Hiro Ito (2008), A New Measure of Financial Openness, *Journal of Comparative Policy Analysis* 10, 3: 309–322. See also <http://web.pdx.edu/~ito/Chinn-Ito_website.htm>.

ii *Capital controls*

The International Monetary Fund reports on up to 13 types of international capital controls. The zero-to-10 rating is the percentage of capital controls not levied as a share of the total number of capital controls listed, multiplied by 10.

Source International Monetary Fund, *Annual Report on Exchange Arrangements and Exchange Restrictions*.

iii *Freedom of foreigners to visit*

This component measures the percentage of countries for which a country requires a visa from foreign visitors. It reflects the freedom of foreigners to travel to this country for tourist and short-term business purposes. The formula used to calculate the zero-to-10 ratings was: $(V_i - V_{\min}) / (V_{\max} - V_{\min})$ multiplied by 10. V_i represents the component value. The values for V_{\max} and V_{\min} were set at 47.2 (1 standard deviation above average) and 0. Countries with values outside the range between V_{\max} and V_{\min} received ratings of either zero or 10, accordingly.

Sources Robert Lawson and Jayme Lemke (2012), Travel Visas, *Public Choice* 154, 1-2: 17–36; authors’ calculations.

Area 5 Regulation

Note The rating for Area 5 is calculated as the average of Components 5A, 5B, and 5C. When there were not enough data to generate ratings in at least two of those components, which is common especially in earlier years, the rating for Area 5 was computed to be $2.5 + 0.50 (X_t)$, where X_t is the average of all the sub-components in Area 5. This formula was created based on a regression analysis comparing countries with and without complete data.

A Credit market regulations

i *Ownership of banks*

Data on the percentage of bank deposits held in privately owned banks were used to construct rating intervals. Countries with larger shares of privately held deposits received higher ratings. When privately held deposits totaled between 95% and 100%, countries were given a rating of 10. When private deposits constituted between 75% and 95% of the total, a rating of 8 was assigned. When private

deposits were between 40% and 75% of the total, the rating was 5. When private deposits totaled between 10% and 40%, countries received a rating of 2. A zero rating was assigned when private deposits were 10% or less of the total.

Sources Anginer, D., A. Can Bertay, R. Cull, A. Demirgüç-Kunt, and D.S. Mare (2019), *Bank Regulation and Supervision Ten Years after the Global Financial Crisis*, Policy Research Working Paper, World Bank; World Bank, *Bank Regulation and Supervision Survey*; James R. Barth, Gerard Caprio, and Ross Levine (2006), *Rethinking Bank Regulation: Till Angels Govern*, Cambridge University Press.

ii *Private sector credit*

This sub-component measures the extent of government borrowing relative to private-sector borrowing. Greater government borrowing indicates more central planning and results in lower ratings. If the data are available, this sub-component is calculated as the government fiscal deficit as a share of gross saving. The formula used to derive the country ratings for this sub-component was $(V_{\max} - V_i) / (V_{\max} - V_{\min})$ multiplied by 10. V_i is the [absolute value of the] the ratio of deficit to gross savings, and the values for V_{\max} and V_{\min} are set at 100% and 0%, respectively. The formula allocates higher ratings as the deficit gets smaller (that is, closer to zero) relative to gross saving.

If the deficit data are not available, the component is instead based on the share of private credit relative to total credit extended in the banking sector. Higher values are indicative of greater economic freedom. Thus, the formula used to derive the country ratings for this sub-component was $(V_i - V_{\min}) / (V_{\max} - V_{\min})$ multiplied by 10. V_i is the share of the country's total domestic credit allocated to the private sector and the values for V_{\max} and V_{\min} are set at 99.9% and 10.0%, respectively. The 1990 data were used to derive the maximum and minimum values for this component. The formula allocates higher ratings as the share of credit extended to the private sector increases.

Sources World Bank, *World Development Indicators*; World Economic Forum, *Global Competitiveness Report*; International Monetary Fund, *International Financial Statistics*.

iii *Interest rate controls / negative real interest rates*

Data on credit-market controls and regulations were used to construct rating intervals. Countries with interest rates determined by the market, stable monetary policy, and reasonable real-deposit and lending-rate spreads received higher ratings. When interest rates were determined primarily by market forces as evidenced by reasonable deposit and lending-rate spreads, and when real interest rates were positive, countries were given a rating of 10. When interest rates were primarily market-determined but the real rates were sometimes slightly negative (less than 5%) or the differential between the deposit and lending rates was large (8% or more), countries received a rating of 8. When the real deposit or lending rate was persistently negative by a single-digit amount or the differential between them was regulated by the government, countries were rated at 6. When the deposit and lending rates were fixed by the government and the real rates were often negative by single-digit amounts, countries were assigned a rating of 4. When the real deposit or lending rate was persistently negative by a double-digit amount, countries received a rating of 2. A zero rating was assigned

when the deposit and lending rates were fixed by the government and real rates were persistently negative by double-digit amounts or hyperinflation had virtually eliminated the credit market.

Sources World Bank, *World Development Indicators*; International Monetary Fund, *International Financial Statistics*; CIA, *The World Factbook*.

B Labor market regulations

i Hiring regulations and minimum wage

This sub-component is based on the “Employing Workers” section of the World Bank’s *Doing Business* and uses the following components: (1) whether fixed-term contracts are prohibited for permanent tasks; (2) the maximum cumulative duration of fixed-term contracts; and (3) the ratio of the minimum wage for a trainee or first-time employee to the average value added per worker. An economy is assigned a score of 1 if fixed-term contracts are prohibited for permanent tasks and a score of 0 if they can be used for any task. A score of 1 is assigned if the maximum cumulative duration of fixed-term contracts is less than 3 years; 0.5 if it is 3 years or more but less than 5 years; and 0 if fixed-term contracts can last 5 years or more. Finally, a score of 1 is assigned if the ratio of the minimum wage to the average value added per worker is 0.75 or more; 0.67 for a ratio of 0.50 or more but less than 0.75; 0.33 for a ratio of 0.25 or more but less than 0.50; and 0 for a ratio of less than 0.25.

Source World Bank, *Doing Business*.

ii Hiring and firing regulations

This sub-component is based on the *Global Competitiveness Report* question: “The hiring and firing of workers is impeded by regulations (= 1) or flexibly determined by employers (= 7)”. The question’s wording has varied over the years.

Source World Economic Forum, *Global Competitiveness Report*.

iii Centralized collective bargaining

This sub-component is based on the *Global Competitiveness Report* question: “Wages in your country are set by a centralized bargaining process (= 1) or up to each individual company (= 7)”. The wording of the question has varied over the years. In earlier years, the actual union density was used to determine ratings for select countries.

Source World Economic Forum, *Global Competitiveness Report*.

iv Hours regulations

This sub-component is based on the Employing Labor section in the World Bank’s *Doing Business*; it uses the following five components: (1) whether there are restrictions on night work; (2) whether there are restrictions on holiday work; (3) whether the length of the work week can be 5.5 days or longer; (4) whether there are restrictions on overtime work; and (5) whether the average paid annual leave is 21 working days or more. For each question, when the regulations apply, a score of 1 is given. If there are no restrictions, the economy receives a score of 0. The zero-to-10 rating is based on how many of these regulations are in place: 0 regulations results in a rating of 10; 1 regulation results in a rating of 8; and so on.

Source World Bank, *Doing Business*.

v *Mandated cost of worker dismissal*

This sub-component is based on the World Bank's *Doing Business* data on the cost of the advance notice requirements, severance payments, and penalties due when dismissing a redundant worker with 10-years tenure. The formula used to calculate the zero-to-10 ratings was: $(V_{\max} - V_i) / (V_{\max} - V_{\min})$ multiplied by 10. V_i represents the dismissal cost (measured in weeks of wages). The values for V_{\max} and V_{\min} were set at 58 weeks (1.5 standard deviations above the average in 2005) and 0 weeks, respectively. Countries with values outside the V_{\max} and V_{\min} range received ratings of either zero or 10, accordingly.

Source World Bank, *Doing Business*.

vi *Conscription*

Data on the use and duration of military conscription were used to construct rating intervals. Countries with longer conscription periods received lower ratings. A rating of 10 was assigned to countries without military conscription. When length of conscription was six months or less, countries were given a rating of 5. When length of conscription was more than six months but not more than 12 months, countries were rated at 3. When length of conscription was more than 12 months but not more than 18 months, countries were assigned a rating of 1. When conscription periods exceeded 18 months, countries were rated zero. If conscription was present but apparently not strictly enforced or the length of service could not be determined, the country was given a rating of 3. In cases where it is clear conscription is never used, even though it may be possible, a rating of 10 is given. If a country's mandated national service includes clear non-military options, the country was given a rating of 5.

Sources International Institute for Strategic Studies, *The Military Balance*; War Resisters International, *World Survey of Conscription and Conscientious Objection to Military Service*; additional online sources used as necessary.

C Business regulations

i *Administrative requirements*

This sub-component is based on the *Global Competitiveness Report* question: "Complying with administrative requirements (permits, regulations, reporting) issued by the government in your country is (1 = burdensome, 7 = not burdensome)". The question's wording has varied slightly over the years.

Source World Economic Forum, *Global Competitiveness Report*.

ii *Bureaucracy costs*

This sub-component is based on the "Regulatory Burden Risk Ratings" from IHS Markit, which measures "[t]he risk that normal business operations become more costly due to the regulatory environment. This includes regulatory compliance and bureaucratic inefficiency and/or opacity. Regulatory burdens vary across sectors so scoring should give greater weight to sectors contributing the most to the economy". The raw scores range, roughly, from 0 to 7, with higher values indicating greater risk. The formula used to calculate the zero-to-10 ratings was: $(V_{\max} - V_i) / (V_{\max} - V_{\min})$ multiplied by 10. V_i is the country's Regulatory Burden rating, while the V_{\max} and V_{\min} were set at 5 and 0.5, respectively. These ratings were first published for 2014, and the 2014 ratings were used for 2012–2013.

This source replaces that used previously, the World Economic Forum's *Global Competitiveness Report* question: "Standards on product/service quality, energy and other regulations (outside environmental regulations) in your country are: (1 = Lax or non-existent, 7 = among the world's most stringent)".

Source IHS Markit.

iii *Starting a business*

This sub-component is based on the World Bank's *Doing Business* data on the amount of time and money it takes to start a new limited-liability business. Countries where it takes longer or is more costly to start a new business are given lower ratings. Zero-to-10 ratings were constructed for three variables: (1) time (measured in days) necessary to comply with regulations when starting a limited liability company; (2) money costs of the fees paid to regulatory authorities (measured as a share of per-capita income); and (3) minimum capital requirements, that is, funds that must be deposited into a company bank account (measured as a share of per-capita income). These three ratings were then averaged to arrive at the final rating for this sub-component. The formula used to calculate the zero-to-10 ratings was: $(V_{\max} - V_i) / (V_{\max} - V_{\min})$ multiplied by 10. V_i represents the variable value. The values for V_{\max} and V_{\min} were set at 104 days, 317%, and 1,017% (1.5 standard deviations above average in 2005) and 0 days, 0%, and 0%, respectively. Countries with values outside the V_{\max} and V_{\min} range received ratings of either zero or 10, accordingly.

Source World Bank, *Doing Business*.

iv *Impartial public administration*

This sub-component is based on the "Rigorous and Impartial Public Administration" data from the V-Dem dataset. If nepotism, cronyism, and discrimination are widespread in the application of public administration, countries receive a lower score. The rating for this component is designed to mirror the actual distribution of the raw data but on a zero-to-10 scale. The rating is equal to: $(V_i - V_{\min}) / (V_{\max} - V_{\min})$ multiplied by 10. The V_i is the country's impartial administration score, while the V_{\max} and V_{\min} were set at 4.0 and 0, respectively.

Source V-Dem Institute, *Varieties of Democracy*, <www.v-dem.net>.

v *Licensing restrictions*

This sub-component is based on the World Bank's *Doing Business* data on the time in days and monetary costs required to obtain a license to construct a standard warehouse. Zero-to-10 ratings were constructed for (1) the time cost (measured in number of calendar days required to obtain a license) and (2) the monetary cost of obtaining the license (measured as a share of per-capita income). These two ratings were then averaged to arrive at the final rating for this sub-component. The formula used to calculate the zero-to-10 ratings was: $(V_{\max} - V_i) / (V_{\max} - V_{\min})$ multiplied by 10. V_i represents the time or money cost value. The values for V_{\max} and V_{\min} were set at 363 days and 2,763% (1.5 standard deviations above the average in 2005) and 56 days (1.5 standard deviations below the average in 2005) and 0%, respectively. Countries with values outside the V_{\max} and V_{\min} range received ratings of either zero or 10, accordingly.

Source World Bank, *Doing Business*.

vi Cost of tax compliance

This sub-component is based on the World Bank's *Doing Business* data on the time required per year for a business to prepare, file, and pay taxes on corporate income, value added or sales taxes, and taxes on labor. The formula used to calculate the zero-to-10 ratings was: $(V_{\max} - V_i) / (V_{\max} - V_{\min})$ multiplied by 10. V_i represents the time cost (measured in hours) of tax compliance. The values for V_{\max} and V_{\min} were set at 892 hours (1.5 standard deviations above the average in 2005) and 0 hours, respectively. Countries with values outside the V_{\max} and V_{\min} range received ratings of either zero or 10, accordingly.

Source World Bank, *Doing Business*.

About the Authors

James Gwartney

James D. Gwartney is a Professor Emeritus of Economics at Florida State University. He is the coauthor of *Economics: Private and Public Choice* (Cengage/South-Western Press, 2022), a widely used principles of economics text that is now in its 17th edition. He is also co-author of an economics primer, *Common Sense Economics: What Everyone Should Know about Wealth and Prosperity* (St. Martin's Press, 2016). His publications have appeared in both professional journals and popular media such as the *Wall Street Journal* and the *New York Times*. He served as Chief Economist of the Joint Economic Committee of the US Congress during 1999–2000. In 2004, he was the recipient of the Adam Smith Award of the Association of Private Enterprise Education for his contribution to the advancement of free-market ideals. He is a past President of the Southern Economic Association and the Association for Private Enterprise Education. His Ph.D. in economics is from the University of Washington.

Robert Lawson

Robert A. Lawson holds the Jerome M. Fullinwider Centennial Chair in Economic Freedom; he also is director of the Bridwell Institute for Economic Freedom at the Southern Methodist University (SMU) Cox School of Business. He earned his Ph.D. and M.S. in Economics from Florida State University and his B.S. in Economics from the Honors Tutorial College at Ohio University. He has authored or co-authored over 100 journal articles, book chapters, and policy reports. With Benjamin Powell, he is co-author of the Amazon bestseller, *Socialism Sucks: Two Economists Drink Their Way through the Unfree World* (Regnery Publishing, 2019). Lawson is past-president of the Association of Private Enterprise Education, a Senior Fellow at the Fraser Institute, and a member of the Mont Pelerin Society. He was awarded the Adam Smith Award from the Association of Private Enterprise Education in 2019.

Joshua Hall

Joshua C. Hall is Professor of Economics and the Milan Puskar Dean of the John Chambers College of Business and Economics at West Virginia University. He is the 2019–2020 Benedum Distinguished Scholar in Behavioral and Social Sciences at WVU, the University's highest research award. He earned his bachelor and master degrees in economics from Ohio University and his Ph.D. from West Virginia University in 2007. Hall is a past president of the Association of Private Enterprise Education and is also a Senior Fellow at the Fraser Institute. He is author or co-author of over 125 articles in journals such as *Public Choice*, *Economic Inquiry*, *Contemporary Economic Policy*, *Journal of Economic Behavior and Organization*, *Southern Economic Journal*, and *Journal of Public Administration Research and Theory*.

Ryan Murphy

Ryan Murphy is a Research Associate Professor in the Bridwell Institute for Economic Freedom at SMU Cox School of Business. He received his B.A. in Economics from Boston College and M.S. and Ph.D. in Economics from Suffolk University. His research has appeared in publications such as *Economica*, *American Journal of Agricultural Economics*, *Public Choice*, *Public Health*, and *Contemporary Economic Policy*. He is the author of *Markets against Modernity: Ecological Irrationality, Public and Private* (Rowman & Littlefield, 2019).

About the Contributors

Simeon Djankov

Simeon Djankov is the founder of the World Bank's *Doing Business* and *Women, Business and the Law* projects. He was chief economist of the finance and private-sector vice presidency of the World Bank, as well as senior director for development economics. In his 19 years at the World Bank, he worked on regional trade agreements in North Africa, enterprise restructuring and privatization in transition economies, corporate governance in East Asia, and regulatory reforms around the world.

Dr Djankov is author of *Inside the Euro Crisis: An Eyewitness Account* (2014) and the *World Development Report 2002*, co-author of *Europe's Growth Challenge* (2016) and director of the *World Development Report 2019*. He is also co-editor of *The Great Rebirth: Lessons from the Victory of Capitalism over Communism* (2014) and *COVID-19 in Developing Economies* (2020). He has published over 90 articles in professional journals.

Dr Djankov was associate editor of the *Journal of Comparative Economics* from 2004 to 2009 and chairman of the Board of the European Bank for Reconstruction and Development in 2012/13. From 2009 to 2013, he was deputy prime minister and minister of finance of Bulgaria. Currently he is Policy Director of the Financial Markets Group at the London School of Economics. He obtained his doctorate in economics in 1997 from the University of Michigan at Ann Arbor.

Fred McMahon

Fred McMahon is a Fraser Institute Resident Fellow and holder of the Dr. Michael A. Walker Research Chair in Economic Freedom. He has an M.A. in Economics from McGill University. Mr. McMahon manages the Economic Freedom of the World Project and the Economic Freedom Network, an international alliance of over 100 think-tank partners in about 100 nations and territories. He is the author of numerous research articles and several books including, *Looking the Gift Horse in the Mouth: The Impact of Federal Transfers on Atlantic Canada*, which won the Sir Antony Fisher International Memorial Award for advancing public-policy debate, *Road to Growth: How Lagging Economies Become Prosperous*, and *Retreat from Growth: Atlantic Canada and the Negative Sum Economy*. He has written for

numerous publications including the *European Journal of Political Economy*, *SAIS Journal* (School of Advanced International Studies, Johns Hopkins University), *Wall Street Journal*, *Policy Options*, *National Post*, *Time* (Canada), *Globe and Mail*, *Ottawa Citizen*, and most other major Canadian newspapers.

Acknowledgments

As always, we are grateful for the leadership and enduring support of the Fraser Institute, its president Niels Veldhuis, executive vice-president Jason Clemens, and our long-time partner and friend Fred McMahon, who holds the Institute's Dr. Michael A. Walker Research Chair in Economic Freedom. Without the assistance and guidance of both Michael Walker, co-founder of the Fraser Institute, and the late Rose and Milton Friedman, this project would never have gotten off the ground.

The too-numerous-to-name members of the Economic Freedom Network again provided valuable support for this report. Rosemarie Fike deserves our special thanks for her tireless efforts to measure the legal and regulatory inequities facing women around the globe and for her work to update the Gender Legal Rights Adjustment. Our thanks also go to Kathy Makinen of Florida State University for research assistance.

The authors would like to thank the Atlas Network, the Charles Koch Foundation, the Sarah Scaife Foundation, and the Searle Freedom Trust for their support of this project.

James Gwartney, Robert Lawson, Joshua Hall & Ryan Murphy

The Economic Freedom Network

Co-publishers of *Economic Freedom of the World*

Afghanistan	Afghanistan Economic and Legal Studies Organization (AELSO)
Albania	Albanian Center for Economic Research (ACER)
Argentina	Fundación Libertad
Armenia	Centre of Political, Legal and Economic Research and Forecasting (PLERF)
Australia	Institute of Public Affairs
Azerbaijan	Center for Economic and Political Research
Bahamas	The Nassau Institute
Belarus	Scientific Research Mises Center
Belgium	The Ludwig von Mises Institute-Europe
Bolivia	Política Publicas para la Libertad (POPULI)
Bosnia and Herzegovina	Center for Advancement of Free Enterprise
Brazil	Instituto Liberal do Rio de Janeiro
Bulgaria	Institute for Market Economics
Burkina Faso	Le Centre des Affaires Humaines (CEDAH)
Burundi	Centre for Development and Enterprises Great Lakes
Canada	The Fraser Institute
Chile	Instituto Libertad y Desarrollo
Colombia	Instituto de Ciencia Política
Côte d'Ivoire	Audace Institut Afrique
Croatia	The Institute of Economics
Czech Republic	Liberální Institut
Denmark	Center for Politiske Studier (CEPOS)
Dominican Republic	CREES (Centro Regional de Estrategias Economicas Sostenibles)
Ecuador	Instituto Ecuatoriano de Economía Política
Egypt	The Egyptian Center for Public Policy Studies (ECPPS)
Ethiopia	Teachings of Entrepreneurship on Antipoverty Movement (TEAM)
Finland	Libera Foundation
France	Institut Economique Molinari
Georgia	New Economic School - Georgia

Germany	Liberales Institut
Ghana	The Institute of Economic Affairs
Greece	KeFiM – Center for Liberal Studies – Markos Dragoumis
Guatemala	Centro de Investigaciones Económicas Nacionales
Haiti	Catch Up Haiti
Honduras	Fundación Eléutera
Hong Kong	Hong Kong Centre for Economic Research
Hungary	Free Market Foundation
Iceland	Centre for Social and Economic Research (RSE)
India	Centre for Civil Society
Indonesia	Institute for Development of Economics and Finance
Iraq	Iraqi Institute for Economic Reform
Israel	Jerusalem Institute for Market Studies
Italy	Centro Einaudi
Kazakhstan	IDEA (Institute for Development and Economic Affairs)
Kenya	Eastern Africa Policy Centre
Korea, South	Center for Free Enterprise
Kosovo	Group for Legal and Political Studies
Kyrgyz Republic	CAFMI (Central Asian Free Market Institute)
Lithuania	Lithuanian Free Market Institute
Malaysia	Institute for Democracy and Economic Affairs (IDEAS)
Mali	The Centre Kassoum Coulibaly
Mexico	Caminos de la Libertad
Mongolia	Open Society Forum
Montenegro	The Institute for Entrepreneurship and Economic Development (IPER)
Nepal	Samridhi, The Prosperity Foundation
New Zealand	The New Zealand Initiative
Nicaragua	Nicaraguan Foundation for Economic and Social Development (FUNIDES)
Nigeria	Initiative of Public Policy Analysis
North Macedonia	The Institute for Research and European Studies (IRES)
Norway	Center for Business and Society Incorporated (Civita)
Pakistan	Alternate Solutions Institute

Palestine	PaI-Think for Strategic Studies
Panama	Fundación Libertad
Paraguay	The Fundacion Issos para la Libertad y el Desarrollo
Peru	Centro de Investigación y Estudios Legales (CITEL)
Philippines	Center for Research and Communication
Poland	Centrum IM. Adama Smitha
Portugal	Instituto +Liberdade
Romania	Center for Institutional Analysis and Development Eleutheria (CADI)
Russia	Institute of Economic Analysis (IEA)
Serbia	Libertarian Club - Libek
Singapore	Adam Smith Center
Slovak Republic	The F.A. Hayek Foundation
Slovenia	Visio Institute
South Africa	The Free Market Foundation (Southern Africa)
Spain	Fundación para el Avance de la Libertad
Sri Lanka	The Pathfinder Foundation
Sudan	Nile Institute of Economic Studies
Sweden	Timbro
Switzerland	Liberales Institut
Tajikistan	Tajikistan Free Market Centre
Tanzania	Uhuru Initiative for Policy & Education
Trinidad and Tobago	Arthur Lok Jack Graduate School of Business, The University of the West Indies
Turkey	Association for Liberal Thinking
Ukraine	Bendukidze Free Market Center
United Kingdom	Institute of Economic Affairs (IEA)
United States of America	Cato Institute
Uruguay	Centro de Estudios para el Desarrollo
Venezuela	Center for the Dissemination of Economic Knowledge (CEDICE)
Zambia	Zambia Institute for Public Policy Analysis (ZIPPA)

Associate members

The Economic Freedom Network accepts only one member per jurisdiction as a full member of the network and co-publisher of the report but the network also has a number of associate members. Although they are not co-publishers of *Economic Freedom of the World*, they work with the network and the Fraser Institute on special projects to promote economic freedom.

Albania	Foundation for Economic Freedom
Argentina	Libertad y Progreso
Armenia	Wide Opportunities Youth Non-Governmental Organization (WO YNGO)
Brazil	Estudantes Pela Liberdade Centro Mackenzie de Liberdade Econômica Fundação da Liberdade Econômica (FLE Brasil) Instituto Liberdade
Colombia	Centro para la Libre Iniciativa
Croatia	Centre for Public Policy and Economic Analysis (CEA)
Ghana	IMANI Center for Policy & Education Institute for Liberty and Policy Innovation (ILAPI)
Hong Kong	The Lion Rock Institute
Indonesia	The Center for Indonesian Policy Studies (CIPS)
Malaysia	Center for Market Education
Mongolia	Mongolian National Chamber of Commerce and Industry
Montenegro	The Lucha Institute
Pakistan	Policy Research Institute of Market Economy (PRIME)
Paraguay	Instituto Fernando de la Mora
Poland	Civic Development Forum
Sri Lanka	Advocata Institute
Tanzania	Liberty Sparks
Turkey	Özgürlük Araştırmaları Derneği
Ukraine	Easy Business Ukrainian Center for Independent Political Research Ukrainian Economic Freedoms Foundation (UEFF)
United States of America	Atlas Network Bridwell Institute for Economic Freedom at SMU Cox School of Business Independent Institute

